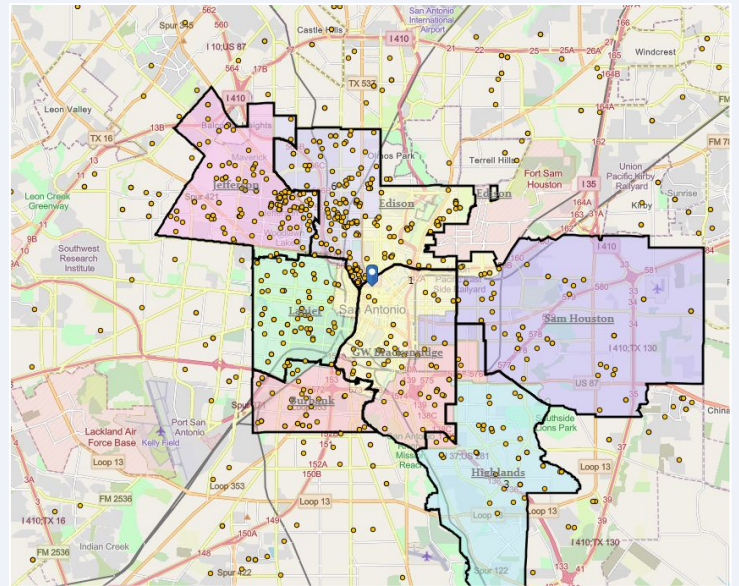


Advanced Learning Academy

SCHOOL OVERVIEW

Location:	637 N Main Ave San Antonio, TX 78205
Grades:	PK-12
Enrollment:	1,047
Poverty Index:	32%
Trustee/SMD:	Sorensen - District 1
HS Feeder Pattern:	Brackenridge
Recommendation:	<ul style="list-style-type: none"> No rightsizing-related actions make a significant impact on this school.

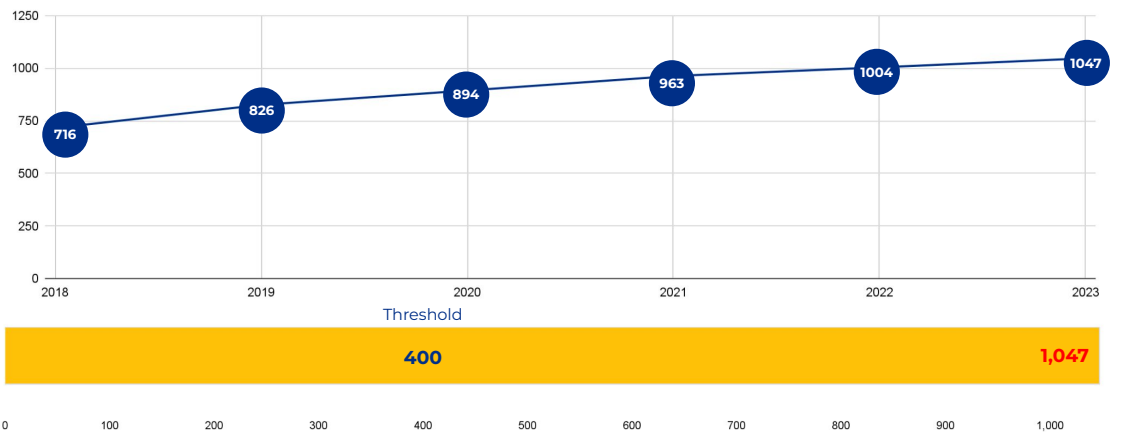


PRIMARY CRITERIA #1: 2022-23 ENROLLMENT

2023 Enrollment
1,047

Campus Type
Specialty HS

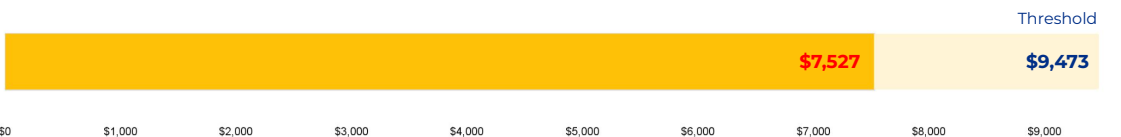
Enrollment Threshold
400



	2018	2019	2020	2021	2022	2023
Total Enrollment:	716	826	894	963	1004	1047

PRIMARY CRITERIA #2: FACILITY COST PER PUPIL

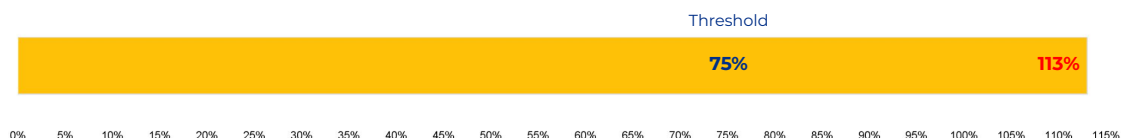
Cost Per Pupil
\$7,527



PRIMARY CRITERIA #3: 2022-23 FACILITY USE

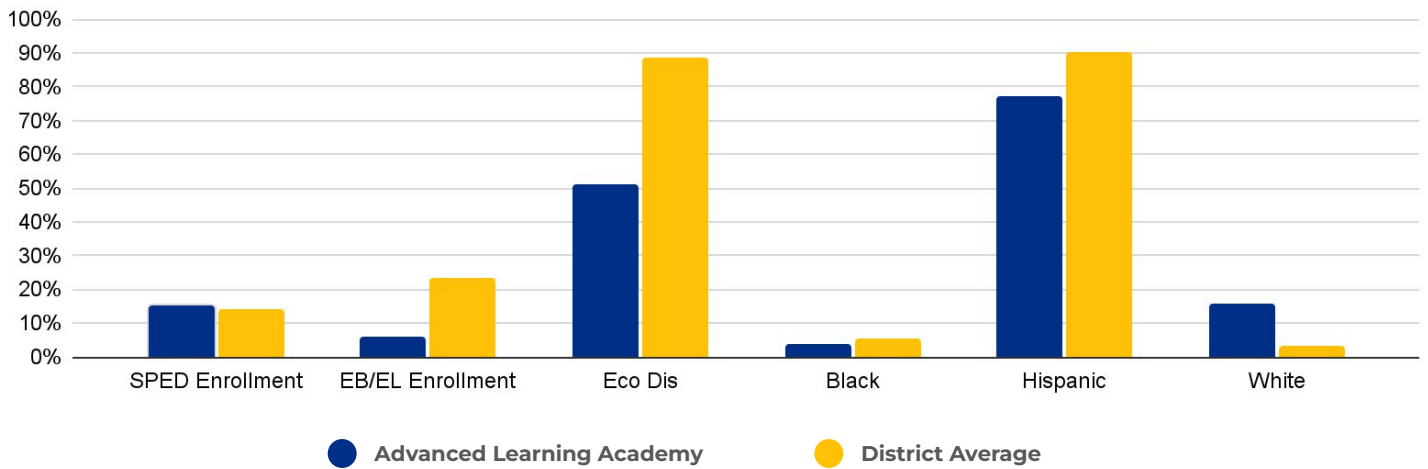
Functional Capacity
927

Facility Usage
113%

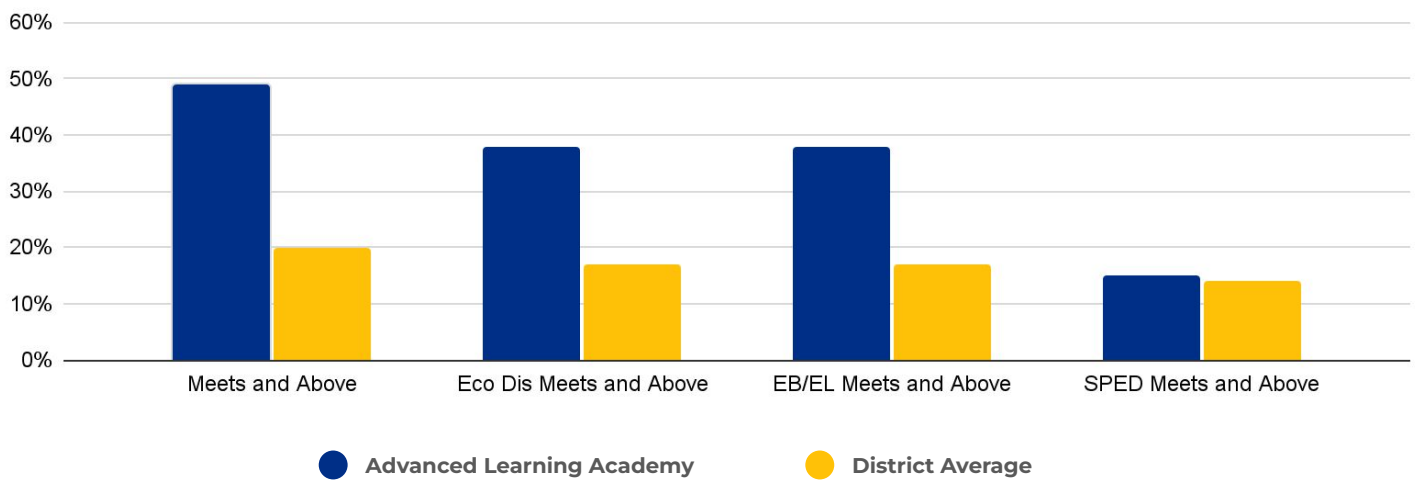


Advanced Learning Academy

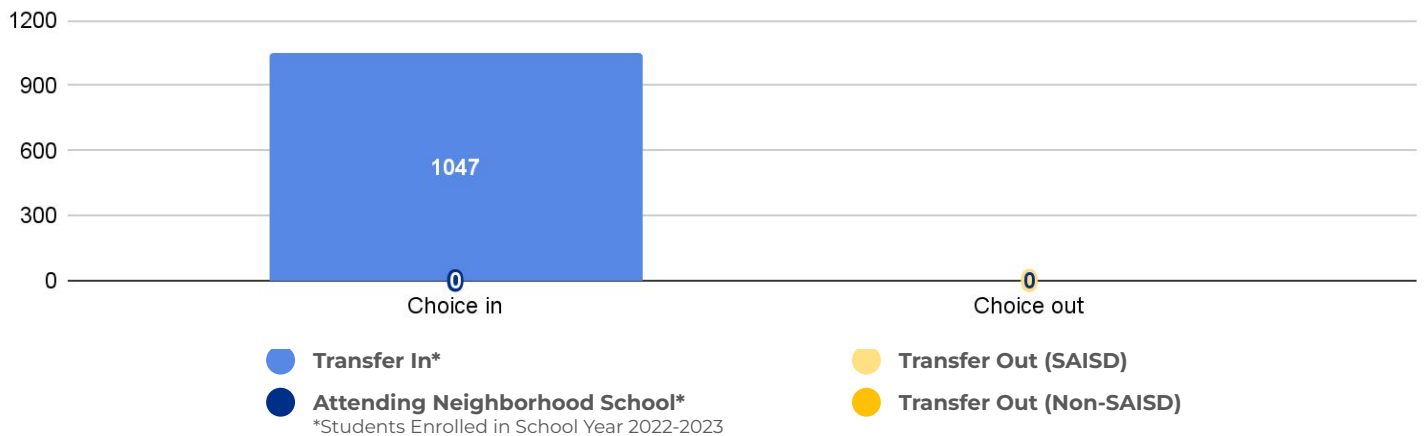
DEMOGRAPHICS



2022 ACADEMIC PERFORMANCE



2022-23 CHOICE IN / CHOICE OUT



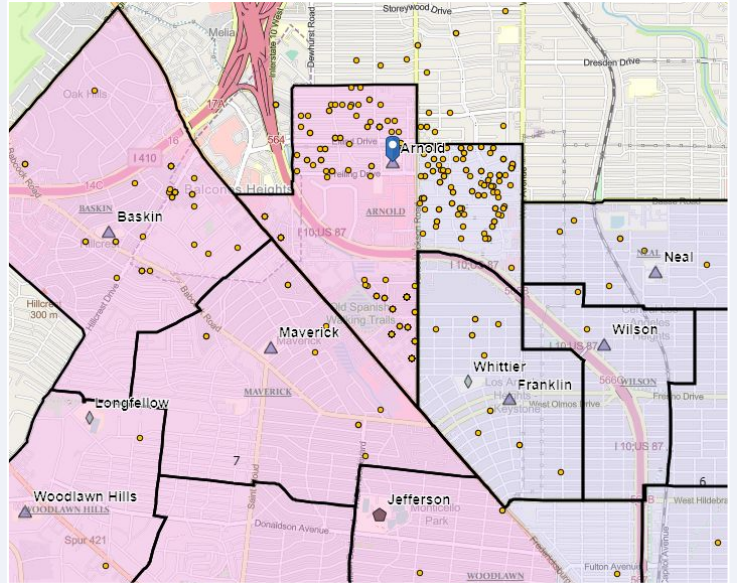
BRIEF CRITERIA ANALYSIS

ALA is a high-demand, high-performing school that does not meet any of the primary rightsizing criteria. The school does not have room for significant expansion on its current campus.

Arnold Elementary School

SCHOOL OVERVIEW

Location:	467 Freiling San Antonio, TX 78213
Grades:	Head Start, PK-5
Enrollment:	527
Poverty Index:	44%
Trustee/SMD:	Garza - District 7
HS Feeder Pattern:	Jefferson
Recommendation:	<ul style="list-style-type: none"> No rightsizing-related actions make a significant impact on this school.

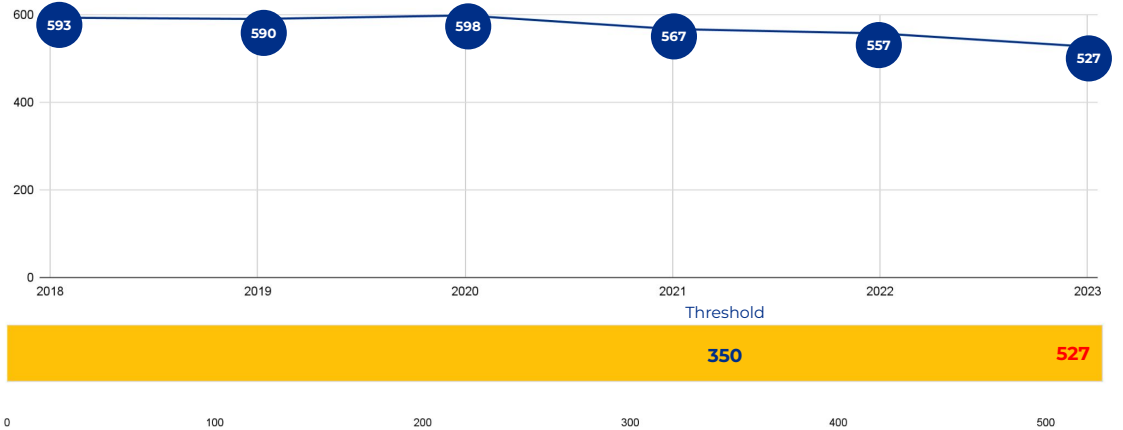


PRIMARY CRITERIA #1: 2022-23 ENROLLMENT

2023 Enrollment
527

Campus Type
ES

Enrollment Threshold
350



	2018	2019	2020	2021	2022	2023
Total Enrollment:	593	590	598	567	557	527

PRIMARY CRITERIA #2: FACILITY COST PER PUPIL

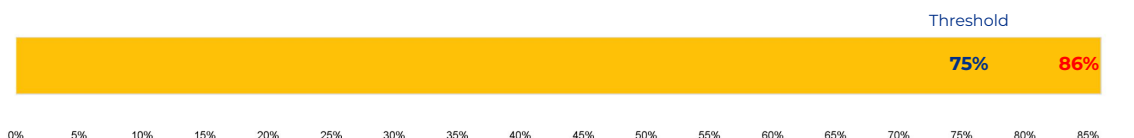
Cost Per Pupil
\$7,385



PRIMARY CRITERIA #3: 2022-23 FACILITY USE

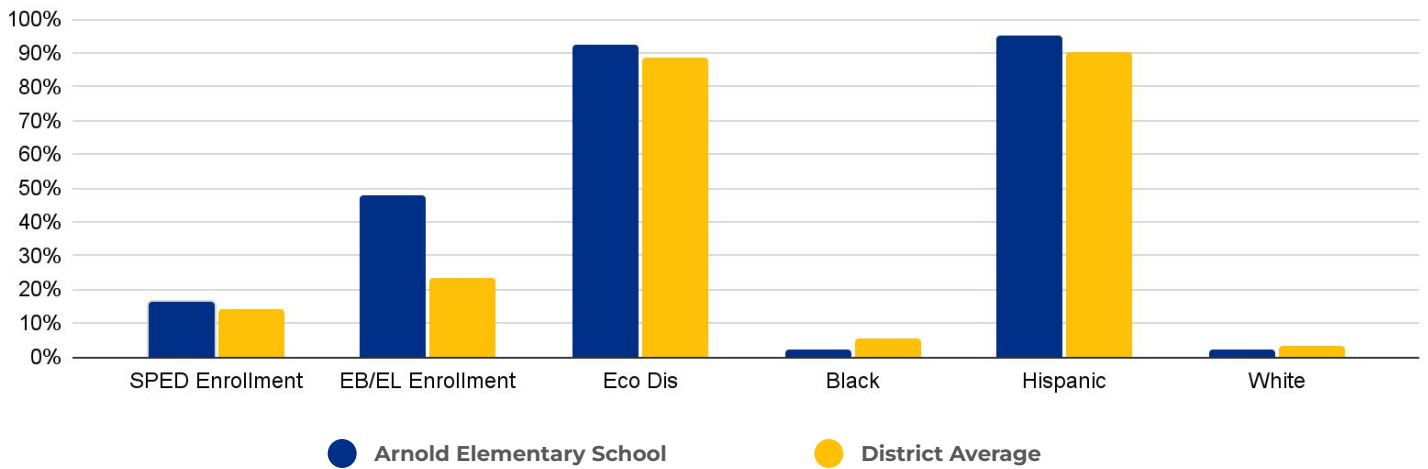
Functional Capacity
610

Facility Usage
86%

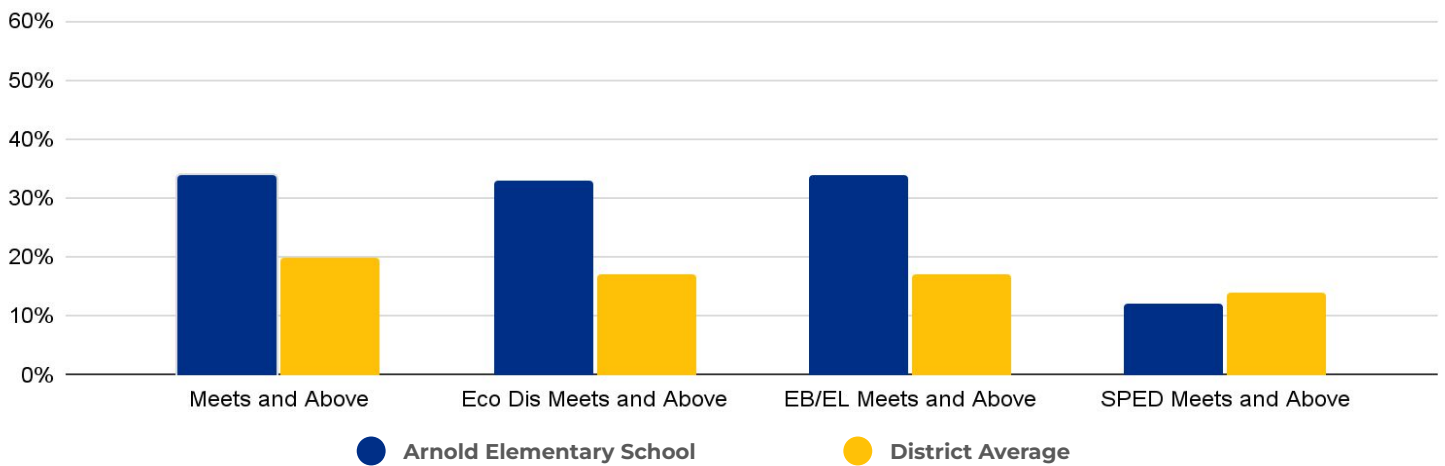


Arnold Elementary School

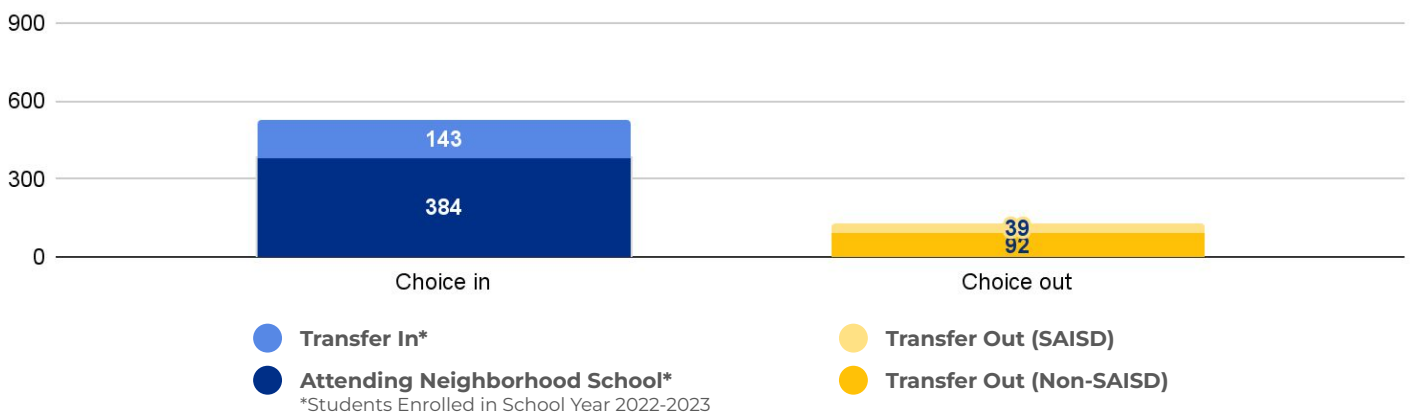
DEMOGRAPHICS



2022 ACADEMIC PERFORMANCE



2022-23 CHOICE IN / CHOICE OUT



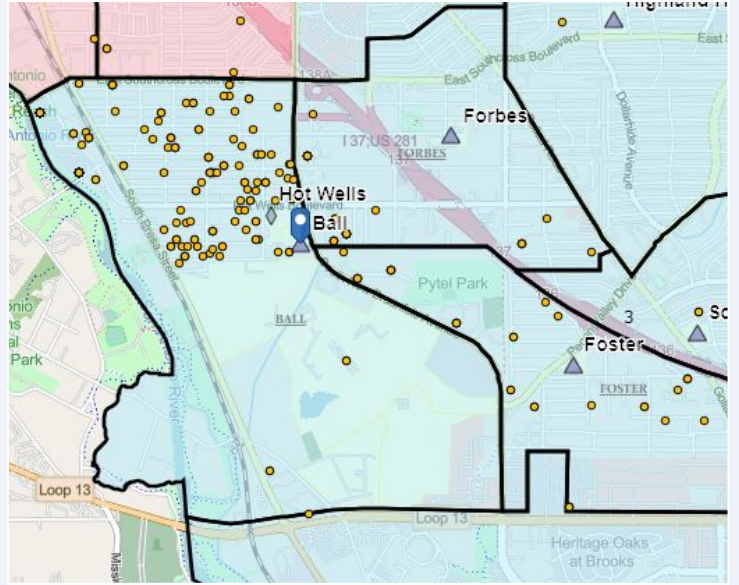
BRIEF CRITERIA ANALYSIS

Arnold Elementary is a consistently-enrolled school with a strong record of families "choicing in" to attend the school.

Ball Elementary School

SCHOOL OVERVIEW

Location:	343 Koehler Ct San Antonio, TX 78223
Grades:	PK-5
Enrollment:	343
Poverty Index:	76%
Trustee/SMD:	Ozuna - District 3
HS Feeder Pattern:	Highlands



Recommendation:

- Receive students from two closing elementary schools (Foster, Forbes) to make fuller use of a neighborhood facility. Due to Bond 2020 renovation timeline, Ball will receive students from Forbes in the 2024-2025 school year and Foster in 2025-2026.

PRIMARY CRITERIA #1: 2022-23 ENROLLMENT

2023 Enrollment

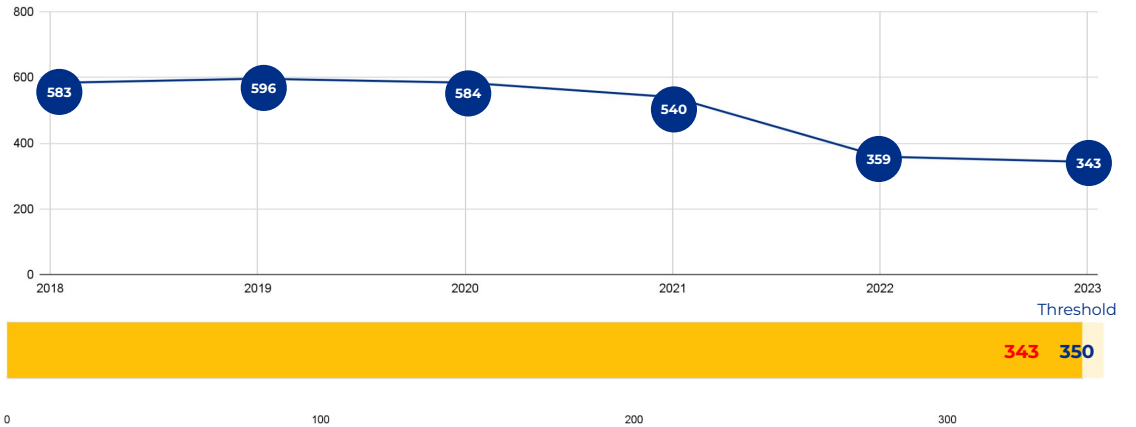
343

Campus Type

ES

Enrollment Threshold

350

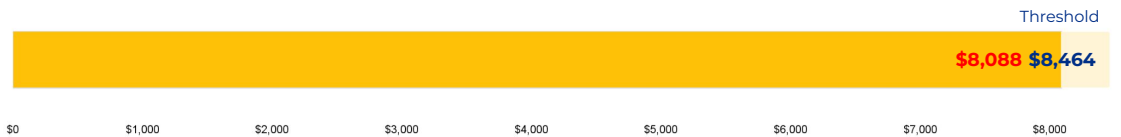


	2018	2019	2020	2021	2022	2023
Total Enrollment:	583	596	584	540	359	343

PRIMARY CRITERIA #2: FACILITY COST PER PUPIL

Cost Per Pupil

\$8,088



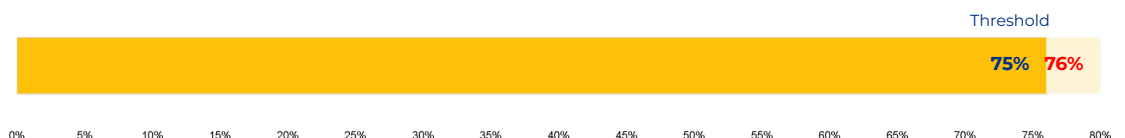
PRIMARY CRITERIA #3: 2022-23 FACILITY USE

Functional Capacity

449

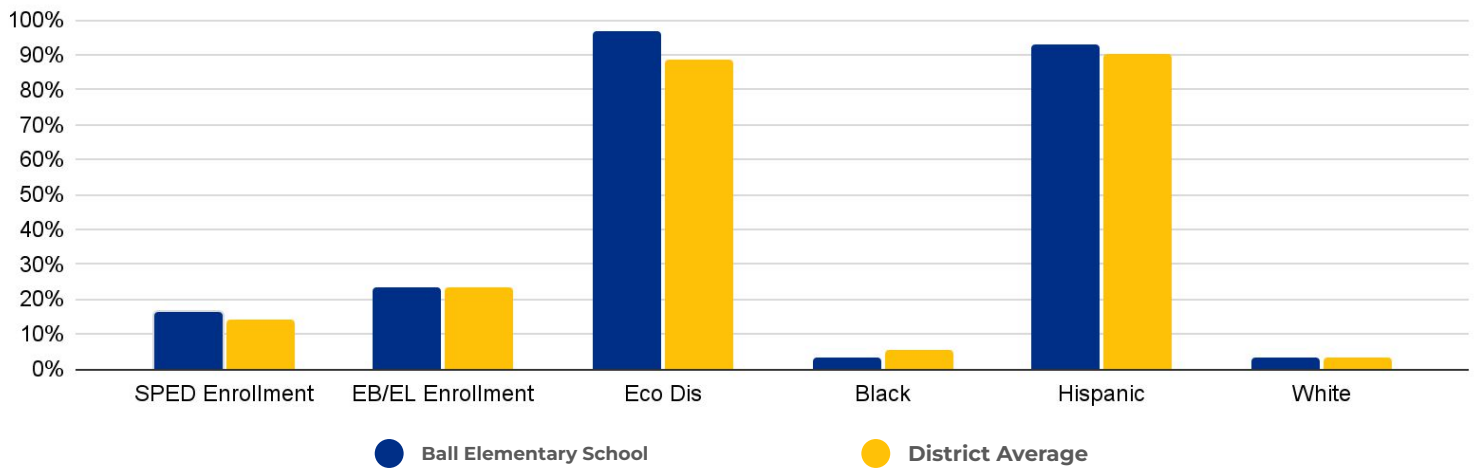
Facility Usage

76%

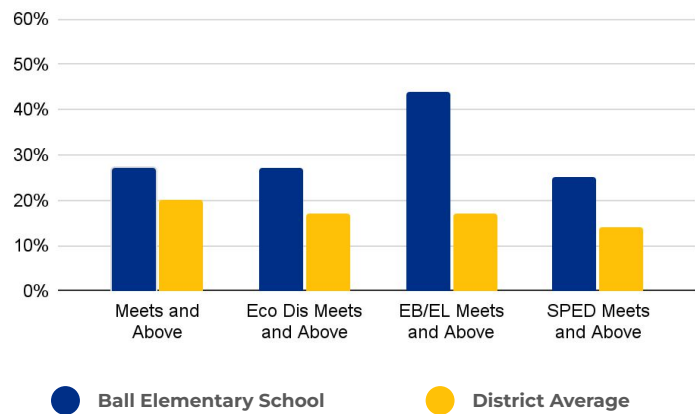


Ball Elementary School

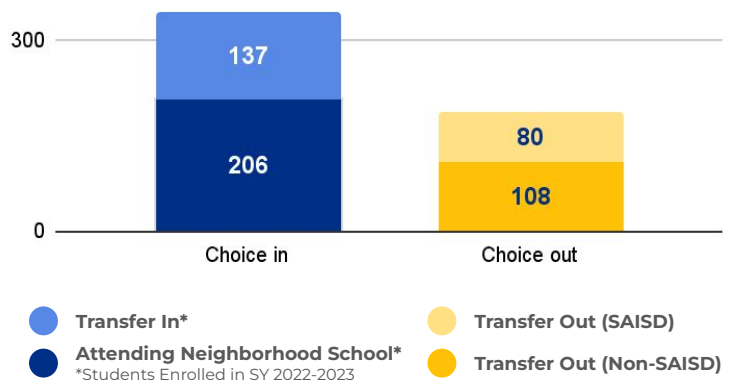
DEMOGRAPHICS



2022 ACADEMIC PERFORMANCE



2022-23 CHOICE IN / CHOICE OUT



BRIEF CRITERIA ANALYSIS

Ball met only one of the primary criteria. Its enrollment is very close to the elementary threshold. The school is located on the same block as Hot Wells MS, which makes it an ideal receiving school as it provides a continuous pathway for students from PK through 8th grade. As the result, we project that in 2025, there will be 516 PK-05 students at Ball.

BENEFITS OF RIGHTSIZING

Rightsizing will lead to increased enrollment and additional resources. How those resources are used will be decided by the school's principal, staff and Campus Advisory Council. Rightsizing decisions will lead to early childhood services in every elementary school, fewer split grade levels or teaching assignments, more courses or full-time specialty teachers (art, music, AVID, etc), increased staff collaboration, additional student services (mental health, social work, academic intervention, etc), more robust dual language programs, greater access to extracurriculars, and increases to campus budgets for positions like library services, Family and Community Engagement Specialists, and instructional coaches.

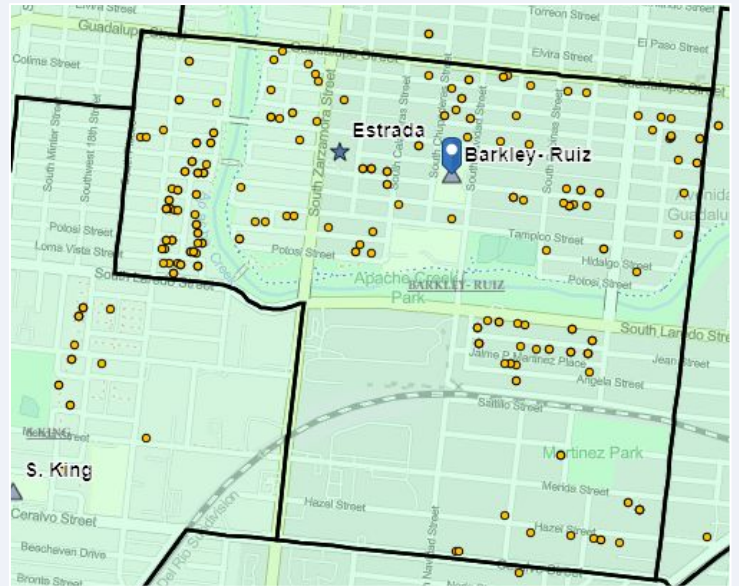
With Ball receiving students from Foster and Forbes, more students and families will gain access to:

- More robust ESL services to families, particularly those that have recently arrived from Afghanistan and Ukraine into the SAISD community;
- On-campus ALE special education instruction; and
- On-campus ECSE co-teach.

Barkley/Ruiz Elementary School

SCHOOL OVERVIEW

Location:	1111 S Navidad St San Antonio, TX 78207
Grades:	PK-5
Enrollment:	322
Poverty Index:	77%
Trustee/SMD:	Torres - District 5
HS Feeder Pattern:	Lanier



Recommendation:

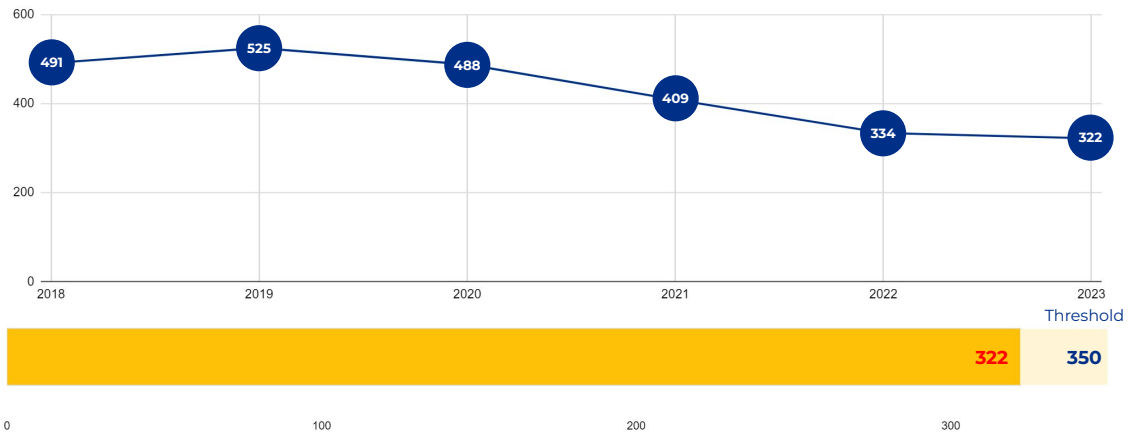
- Receive students from two closing elementary schools (Storm and Collins Garden) to make fuller use of a neighborhood facility.

PRIMARY CRITERIA #1: 2022-23 ENROLLMENT

2023 Enrollment
322

Campus Type
ES

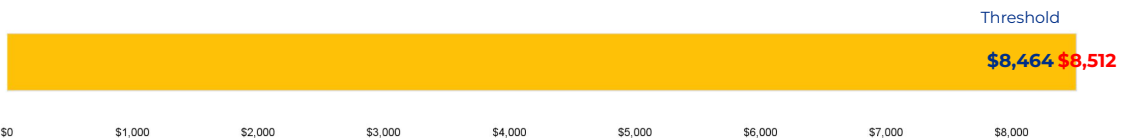
Enrollment Threshold
350



	2018	2019	2020	2021	2022	2023
Total Enrollment:	491	525	488	409	334	322

PRIMARY CRITERIA #2: FACILITY COST PER PUPIL

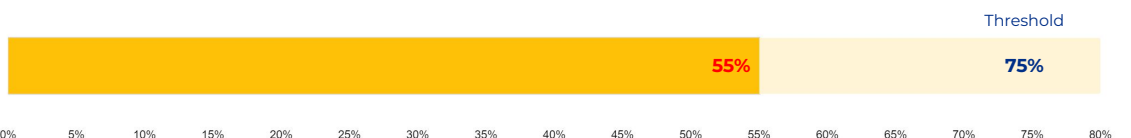
Cost Per Pupil
\$8,512



PRIMARY CRITERIA #3: 2022-23 FACILITY USE

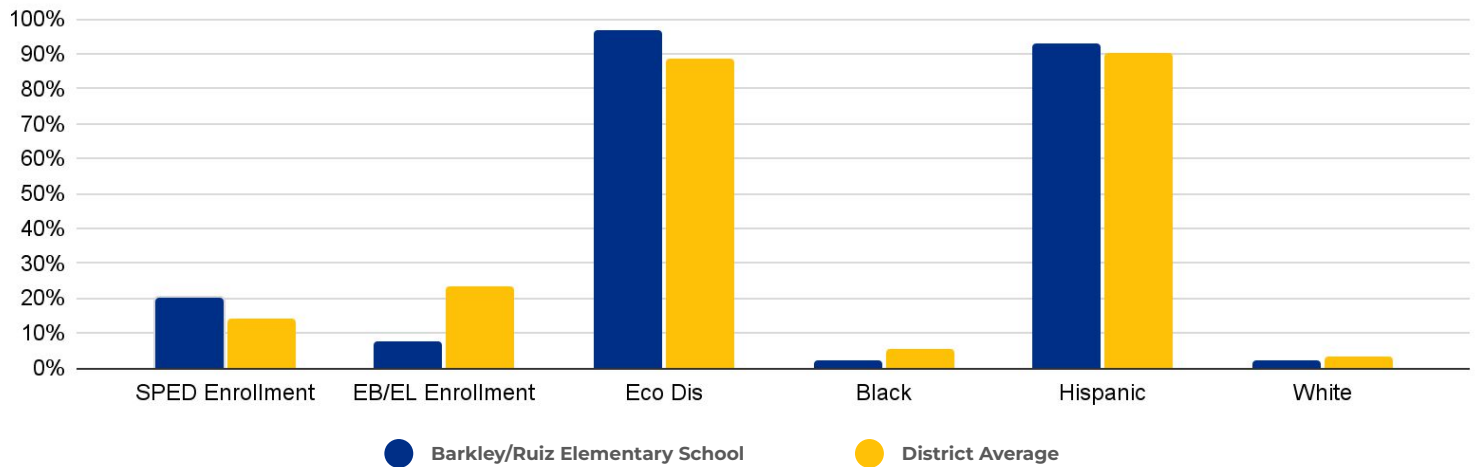
Functional Capacity
587

Facility Usage
55%

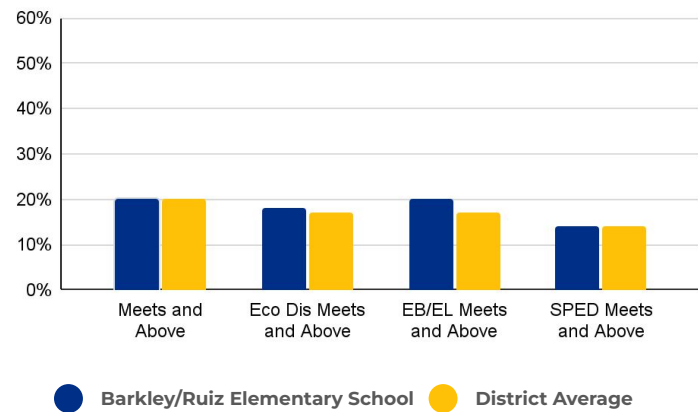


Barkley/Ruiz Elementary School

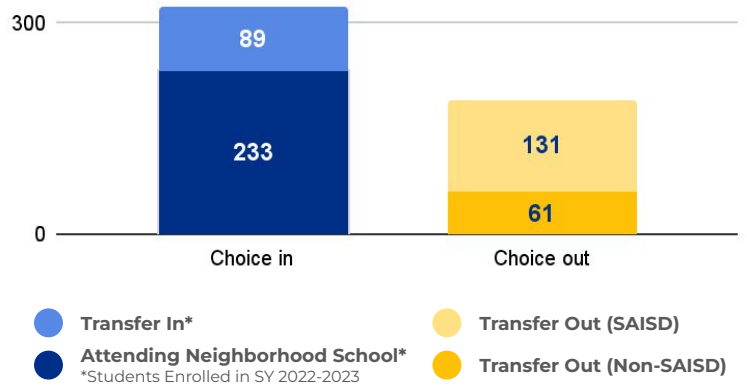
DEMOGRAPHICS



2022 ACADEMIC PERFORMANCE



2022-23 CHOICE IN / CHOICE OUT



BRIEF CRITERIA ANALYSIS

Barkley/Ruiz meets all three primary criteria, and is centrally located among several schools that fail to meet one or more criteria. The facility is in better condition than the two nearby schools that will be closed, Storm and Collins Garden. This recommendation will increase Barkley/Ruiz enrollment to a robust level. As the result, it is projected that there will be 578 students in grades PK-05 at Barkley/Ruiz.

BENEFITS OF RIGHTSIZING

Rightsizing will lead to increased enrollment and additional resources. How those resources are used will be decided by the school's principal, staff and Campus Advisory Council. Rightsizing decisions will lead to early childhood services in every elementary school, fewer split grade levels or teaching assignments, more courses or full-time specialty teachers (art, music, AVID, etc), increased staff collaboration, additional student services (mental health, social work, academic intervention, etc), more robust dual language programs, greater access to extracurriculars, and increases to campus budgets for positions like library services, Family and Community Engagement Specialists, and instructional coaches.

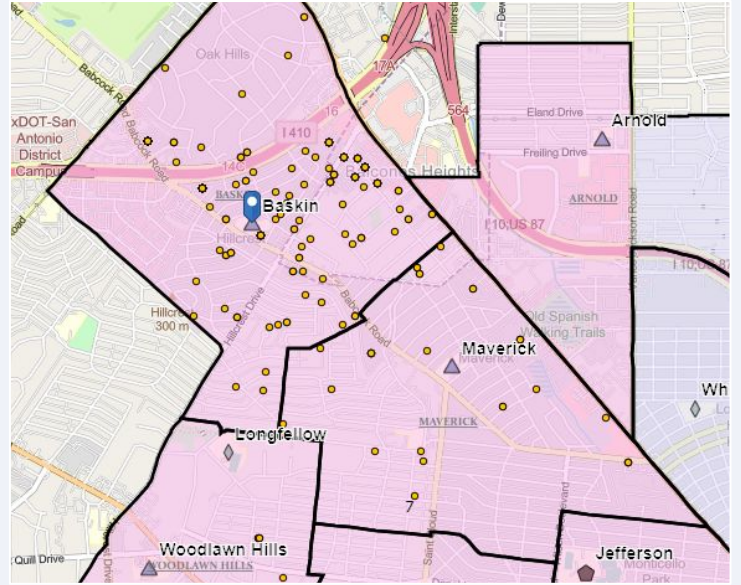
With Barkley/Ruiz receiving students from Storm and Collins Garden, more students and families will gain access to:

- A full-time CIS site coordinator;
- On-campus ESCE self-contained, SOLE, and ALE instruction for students in need of specialized programming; and
- Increased ESL resources and focused and intentional English language development services in one location for refugee/asylee students.

Baskin Elementary School

SCHOOL OVERVIEW

Location:	630 Crestview Dr San Antonio, TX 78201
Grades:	PK-5
Enrollment:	306
Poverty Index:	36%
Trustee/SMD:	Garza - District 7
HS Feeder Pattern:	Jefferson



Recommendation:

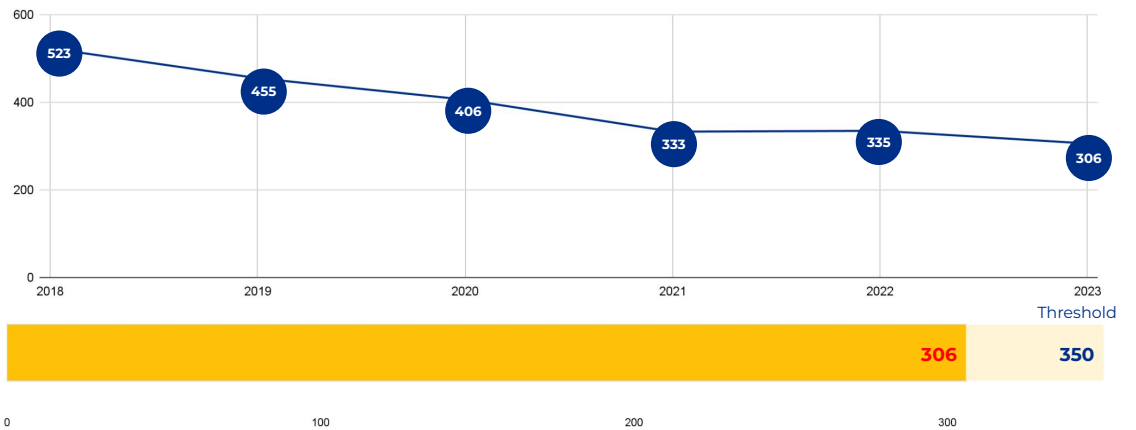
- Close a historically under-enrolled school to make full use of another neighborhood facility; construct a new wing on Maverick using Bond 2020 resources to accommodate the increased enrollment.

PRIMARY CRITERIA #1: 2022-23 ENROLLMENT

2023 Enrollment
306

Campus Type
ES

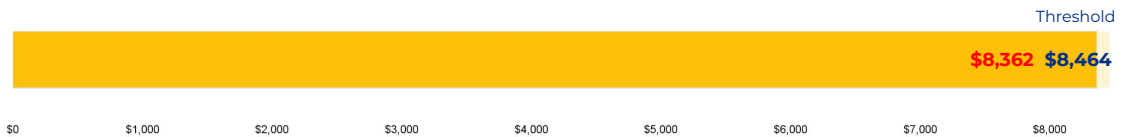
Enrollment Threshold
350



	2018	2019	2020	2021	2022	2023
Total Enrollment:	523	455	406	333	335	306

PRIMARY CRITERIA #2: FACILITY COST PER PUPIL

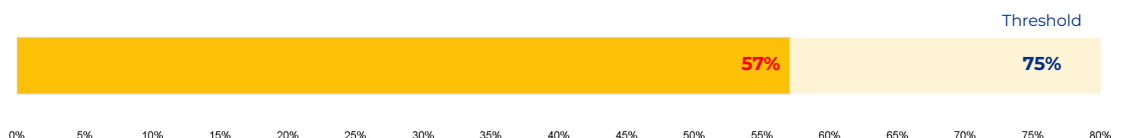
Cost Per Pupil
\$8,362



PRIMARY CRITERIA #3: 2022-23 FACILITY USE

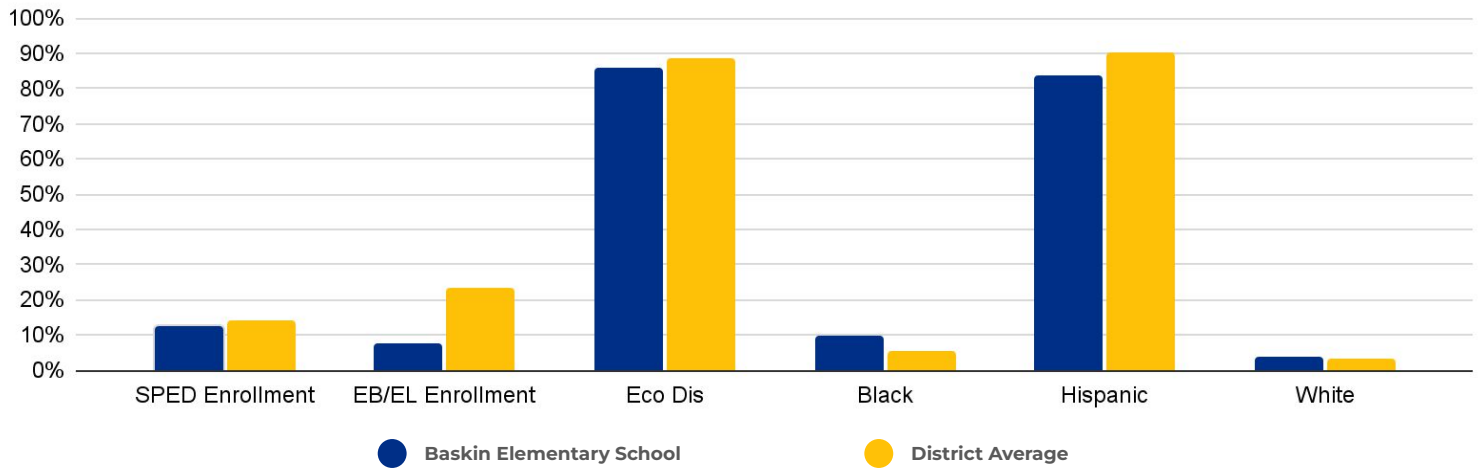
Functional Capacity
534

Facility Usage
57%

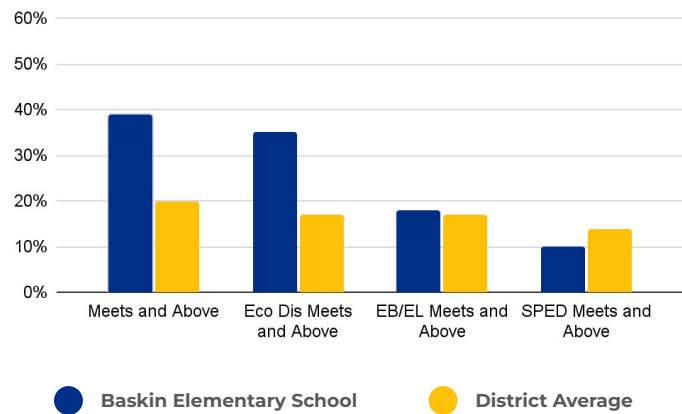


Baskin Elementary School

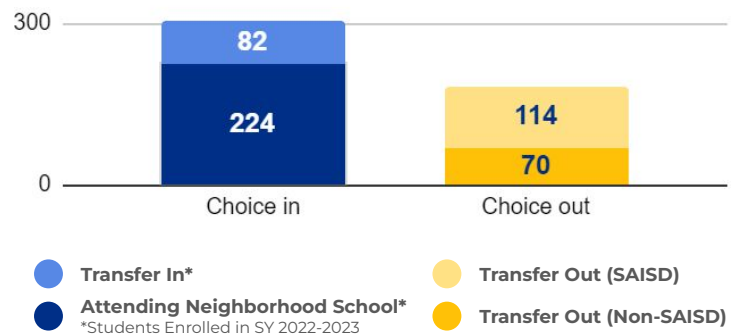
DEMOGRAPHICS



2022 ACADEMIC PERFORMANCE



2022-23 CHOICE IN / CHOICE OUT



BRIEF CRITERIA ANALYSIS

Baskin meets two of the three primary criteria. It has low enrollment and Facility use. In addition, Baskin's enrollment has declined by more than 200 students in five years.

BENEFITS OF RIGHTSIZING

Rightsizing will lead to increased enrollment and additional resources. How those resources are used will be decided by the school's principal, staff and Campus Advisory Council. Rightsizing decisions will lead to early childhood services in every elementary school, fewer split grade levels or teaching assignments, more courses or full-time specialty teachers (art, music, AVID, etc), increased staff collaboration, additional student services (mental health, social work, academic intervention, etc), more robust dual language programs, greater access to extracurriculars, and increases to campus budgets for positions like library services, Family and Community Engagement Specialists, and instructional coaches.

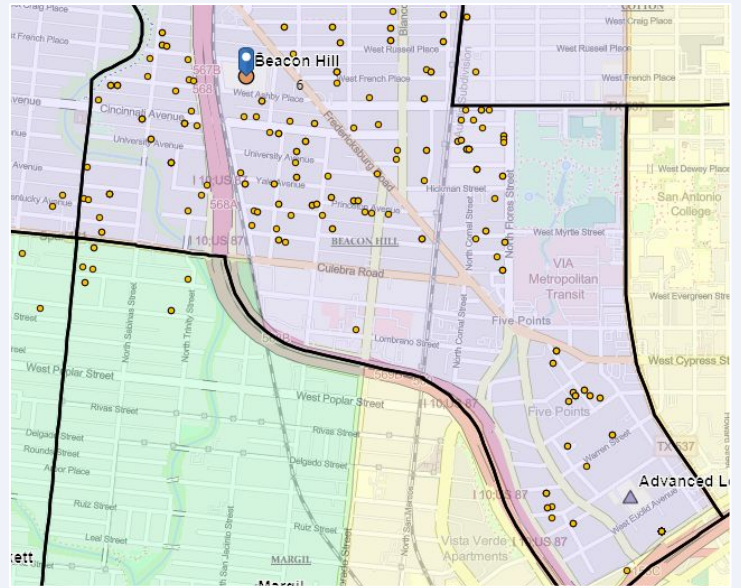
With Maverick receiving students from Baskin, more students and families will gain access to:

- Enhanced fine arts opportunities and full-time music and art teachers; and
- A more robust dual language program.

Beacon Hill Academy

SCHOOL OVERVIEW

Location:	1411 W Ashby Pl San Antonio, TX 78201
Grades:	PK-8
Enrollment:	357
Poverty Index:	62%
Trustee/SMD:	Martinez - District 6
HS Feeder Pattern:	Edison



Recommendation:

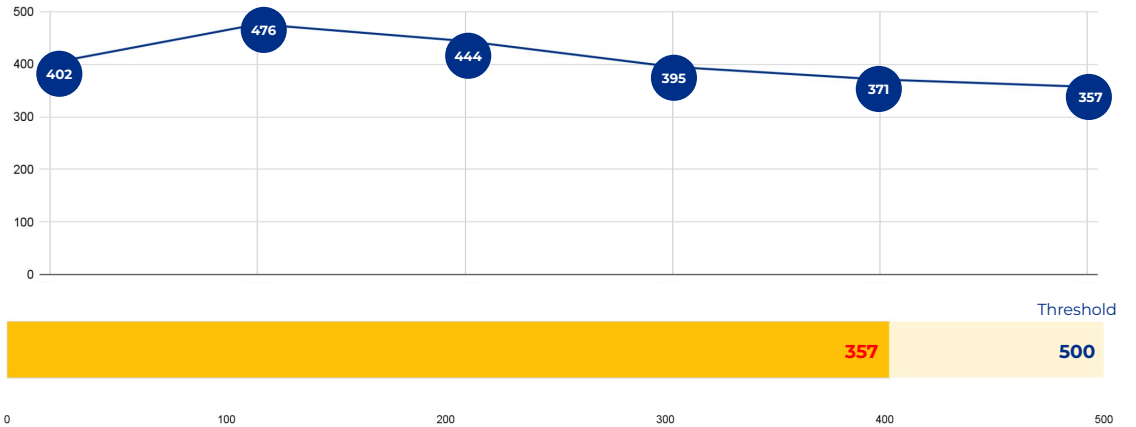
- Merge two under-enrolled academies to create a single, resource-rich and more robust PK-8 option located on two campuses.

PRIMARY CRITERIA #1: 2022-23 ENROLLMENT

2023 Enrollment
357

Campus Type
Academy

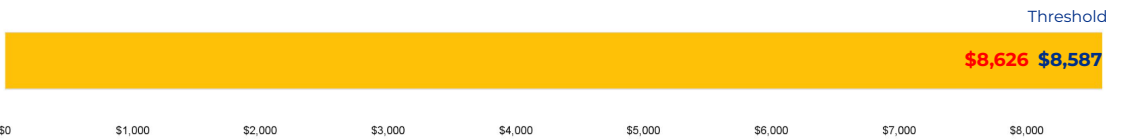
Enrollment Threshold
500



	2018	2019	2020	2021	2022	2023
Total Enrollment:	402	476	444	395	371	357

PRIMARY CRITERIA #2: FACILITY COST PER PUPIL

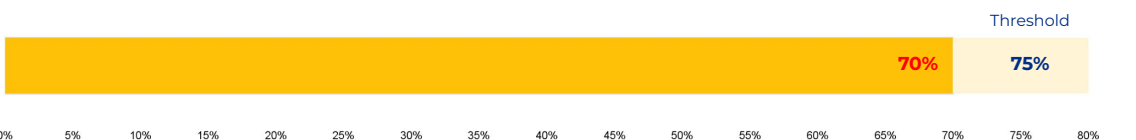
Cost Per Pupil
\$8,626



PRIMARY CRITERIA #3: 2022-23 FACILITY USE

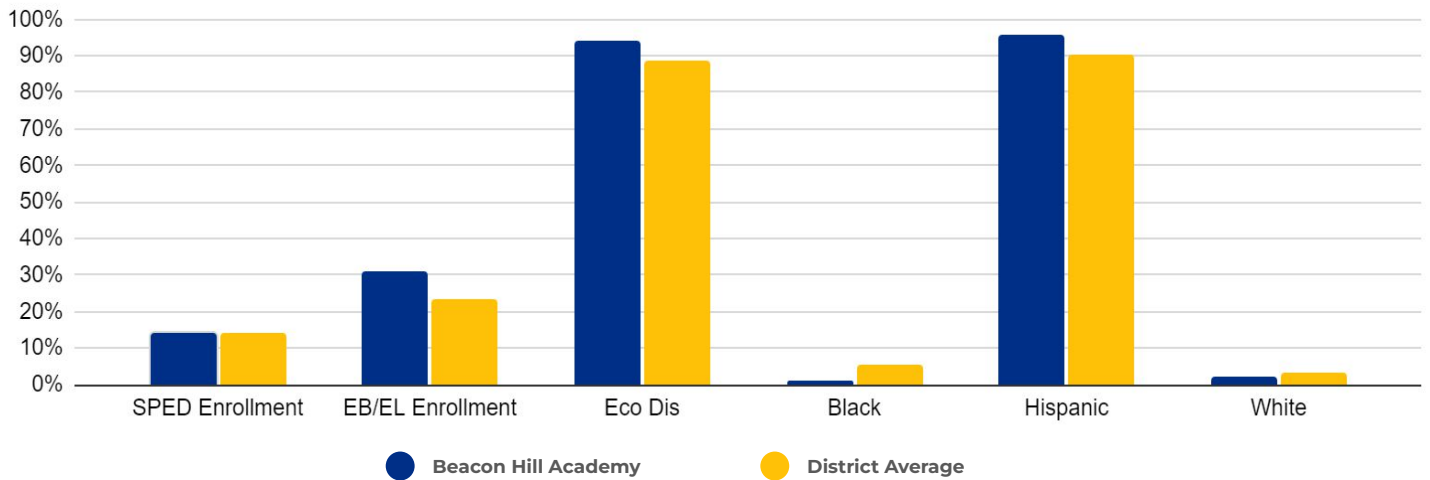
Functional Capacity
511

Facility Usage
70%

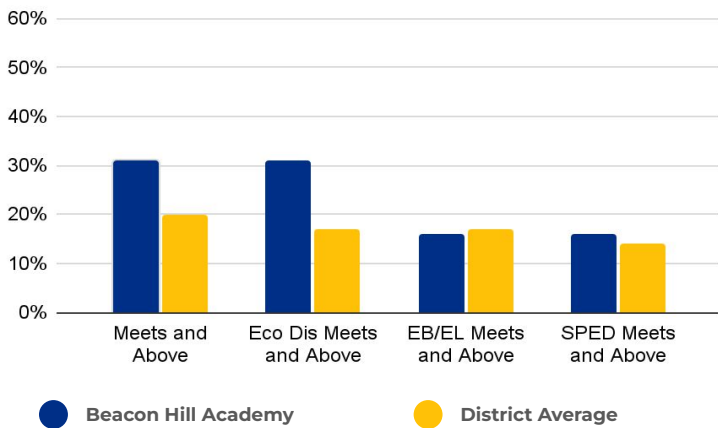


Beacon Hill Academy

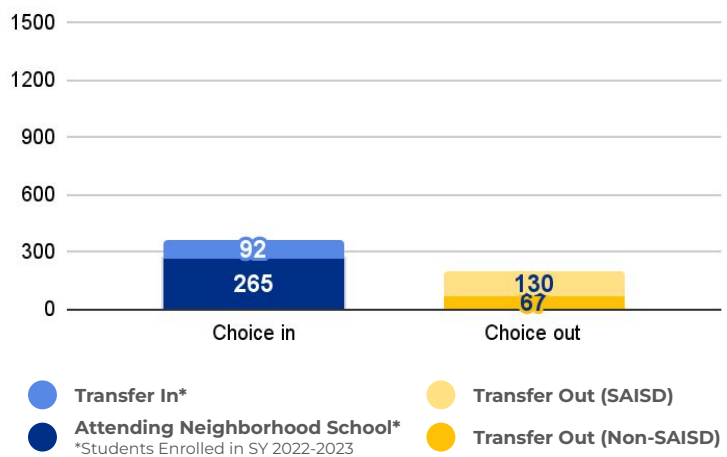
DEMOGRAPHICS



2022 ACADEMIC PERFORMANCE



2022-23 CHOICE IN / CHOICE OUT



BRIEF CRITERIA ANALYSIS

Beacon Hill Academy has low and declining enrollment, a significant percentage of students "choicing out" to attend other SAISD and non-SAISD schools, making it a good candidate for merger. The Beacon Hill facility is less suitable to serve middle years students, so after the merger it will be used to house the primary grade students. The schools' combined enrollment will offer the neighborhood a single, more robust PK-08 opportunity. As a result of this merger, it is projected that in 2024, there will be 378 PK-2 students at Cotton at Beacon Hill.

BENEFITS OF RIGHTSIZING

The benefits of Rightsizing are shaped by the principal, staff and the Campus Advisory Councils. Rightsizing will lead to early childhood services in every neighborhood elementary school, fewer split grade levels or teaching assignments, more course offerings or full-time specialty teachers (art, music, AVID, etc), more opportunities for staff and teacher collaboration, additional student services (mental health, social work, academic intervention, etc), more robust dual language programs, greater access to extracurricular activities, and increases to the campus budget for positions such as Library/Media Services or Family and Community Engagement Specialists, and Instructional Coaches.

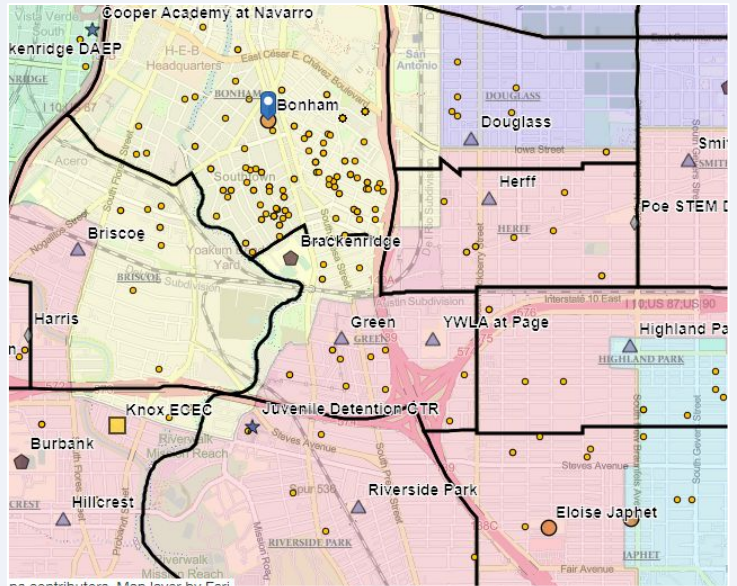
With Beacon Hill and Cotton merging, more students and families will gain access to:

- More robust dual language programming without grade level splits and increased program continuity for all grade levels at both campuses;
- Enhanced fine arts opportunities for all students;
- Improved course offerings in grades 06-08 and full-time specialty teachers;
- Enhanced special education programming available at Cotton; and
- Increases to campus budgets that may allow for positions related to library services, family and community engagement, and instruction.

Bonham Academy

SCHOOL OVERVIEW

Location:	925 S Saint Marys St San Antonio, TX 78205
Grades:	K-8
Enrollment:	599
Poverty Index:	40%
Trustee/SMD:	Sorensen - District 1
HS Feeder Pattern:	Brackenridge
Recommendation:	<ul style="list-style-type: none"> Merge with Green to make a single, resource-rich, fully-enrolled PK-08 program in the King William and Roosevelt Park neighborhoods.

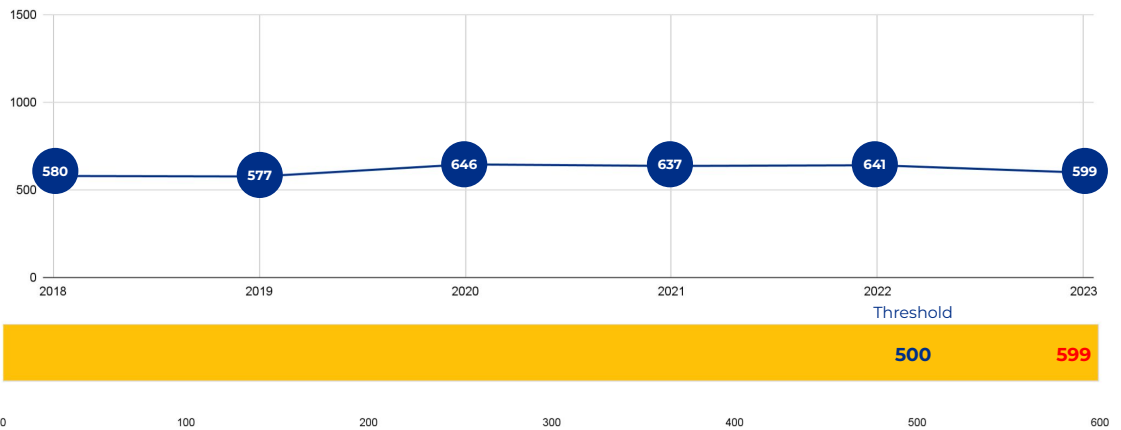


PRIMARY CRITERIA #1: 2022-23 ENROLLMENT

2023 Enrollment
599

Campus Type
Academy

Enrollment Threshold
500



	2018	2019	2020	2021	2022	2023
Total Enrollment:	580	577	646	637	641	599

PRIMARY CRITERIA #2: FACILITY COST PER PUPIL

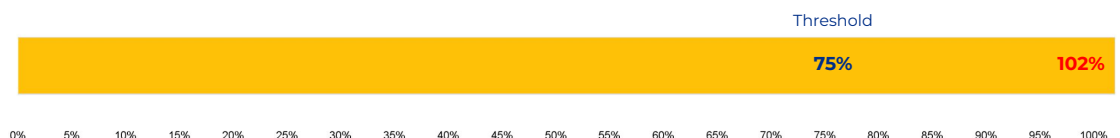
Cost Per Pupil
\$8,083



PRIMARY CRITERIA #3: 2022-23 FACILITY USE

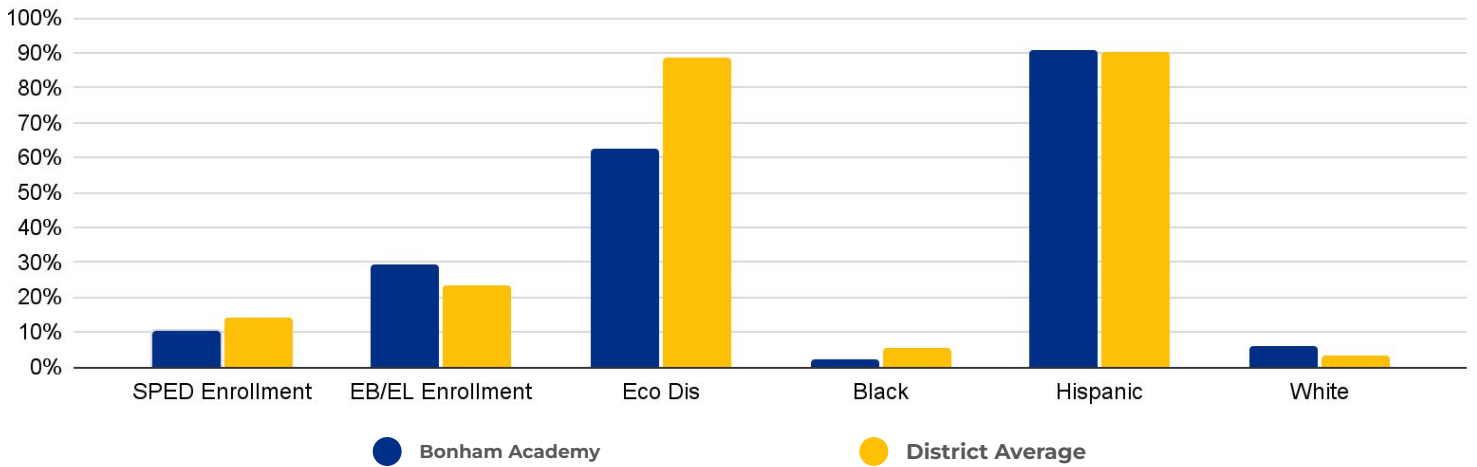
Functional Capacity
586

Facility Usage
102%

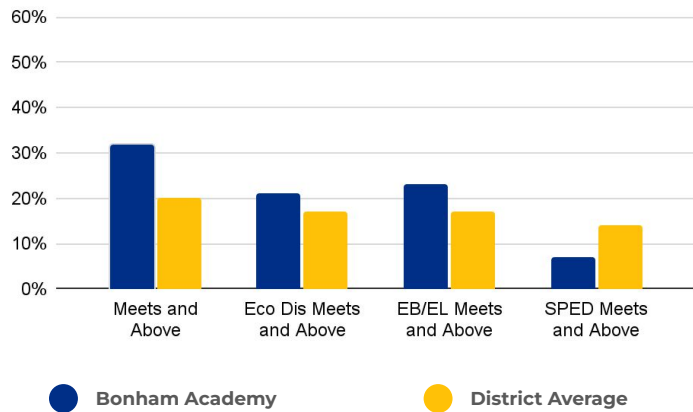


Bonham Academy

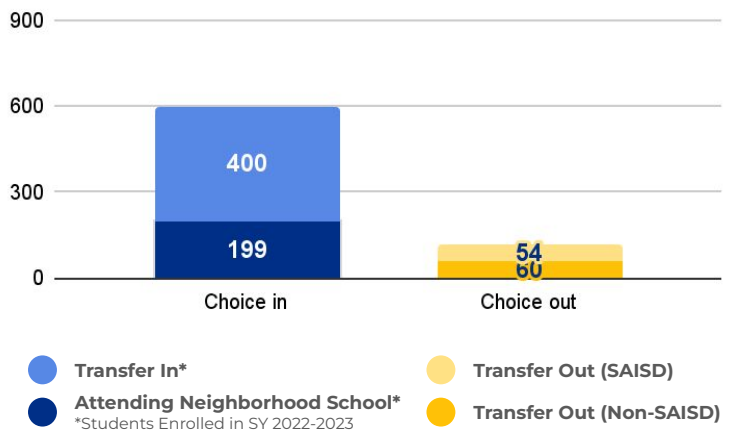
DEMOGRAPHICS



2022 ACADEMIC PERFORMANCE



2022-23 CHOICE IN / CHOICE OUT



BRIEF CRITERIA ANALYSIS

By merging Green with Bonham Academy as one school across two campuses, students will benefit from increased building utilization at Green and the alleviation of congestion at Bonham. This decision also will expand the number of seats made available at Bonham Academy, a high-demand school with a waitlist. As the result, it is projected that in 2024 there will be 449 students in grades 03-08 at Bonham, and a total of 718 PK-8 students at Bonham Academy.

BENEFITS OF RIGHTSIZING

Rightsizing will lead to increased enrollment and additional resources. How those resources are used will be decided by the school's principal, staff and Campus Advisory Council. Rightsizing decisions will lead to early childhood services in every elementary school, fewer split grade levels or teaching assignments, more courses or full-time specialty teachers (art, music, AVID, etc), increased staff collaboration, additional student services (mental health, social work, academic intervention, etc), more robust dual language programs, greater access to extracurriculars, and increases to campus budgets for positions like library services, Family and Community Engagement Specialists, and instructional coaches.

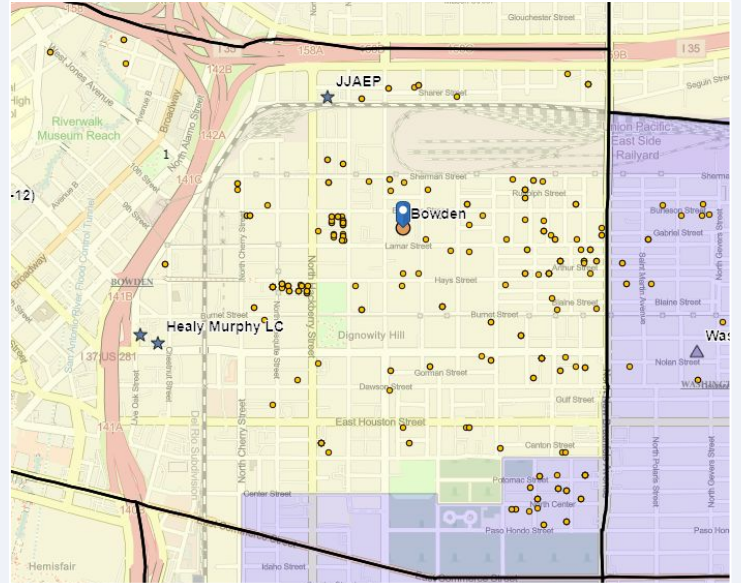
With Bonham and Green merging into one academy across two campuses, students and families will gain access to:

- Dual language programming starting in PK for both the current Bonham and Green communities;
- A full time art teacher at Bonham and additional art instruction on the Green campus;
- A ballet folklorico program;
- On-campus ALE special education instruction; and
- On-campus access to American Sign Language instruction; and
- Access to the academy model (PK-08) for all Green students.

Bowden Academy

SCHOOL OVERVIEW

Location:	515 Willow San Antonio, TX 78202
Grades:	Head Start, K-8
Enrollment:	479
Poverty Index:	54%
Trustee/SMD:	Sorensen - District 1
HS Feeder Pattern:	Brackenridge
Recommendation:	<ul style="list-style-type: none"> No rightsizing-related actions make a significant impact on this school.

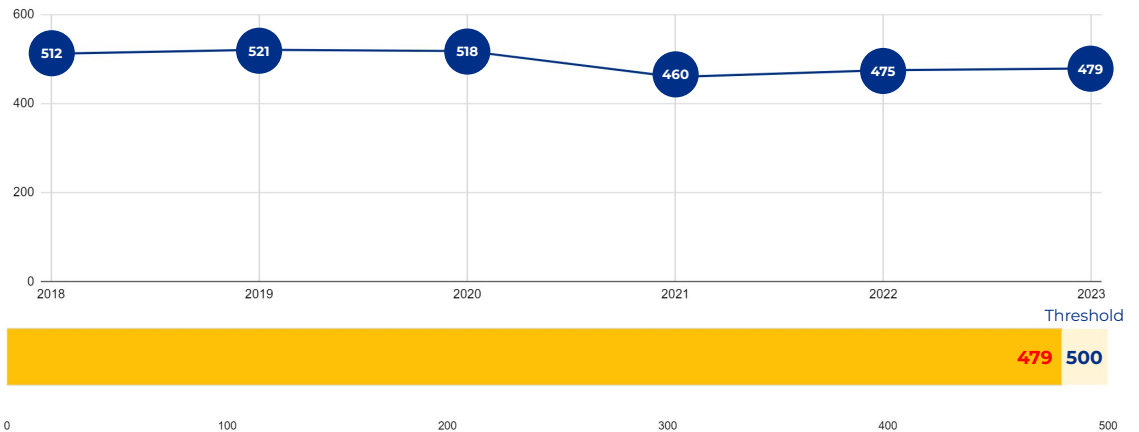


PRIMARY CRITERIA #1: 2022-23 ENROLLMENT

2023 Enrollment
479

Campus Type
Academy

Enrollment Threshold
500



	2018	2019	2020	2021	2022	2023
Total Enrollment:	512	521	518	460	475	479

PRIMARY CRITERIA #2: FACILITY COST PER PUPIL

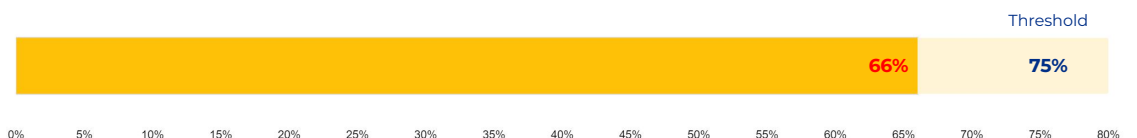
Cost Per Pupil
\$8,609



PRIMARY CRITERIA #3: 2022-23 FACILITY USE

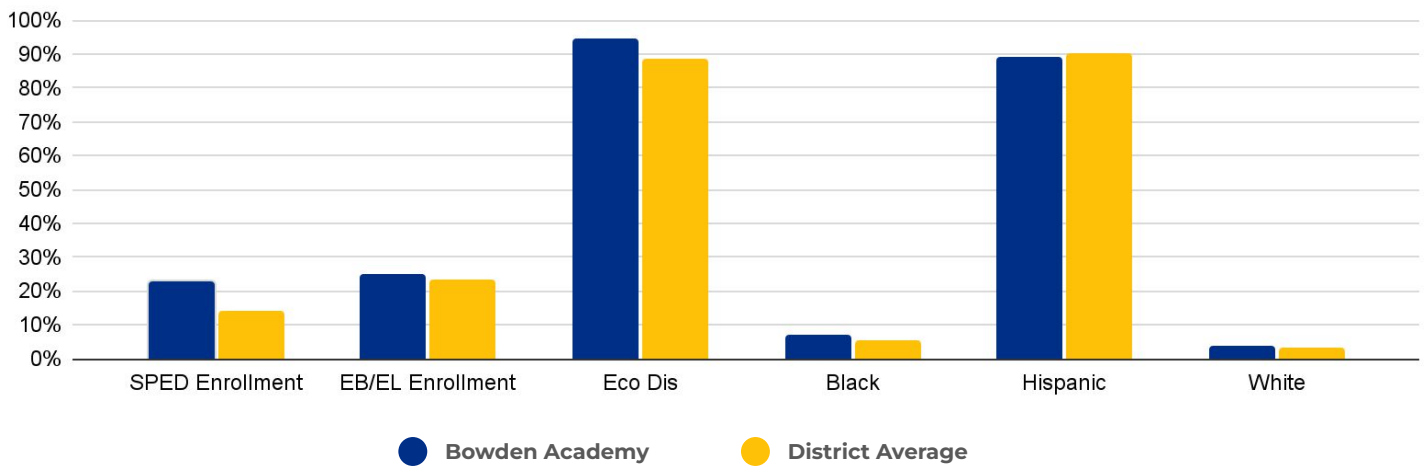
Functional Capacity
723

Facility Usage
66%

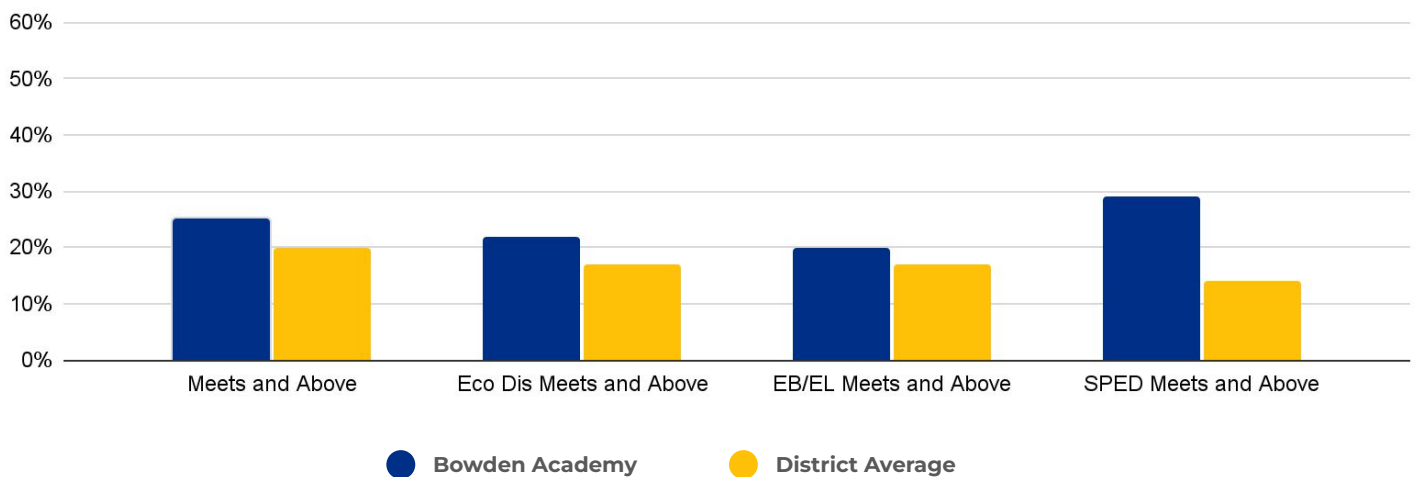


Bowden Academy

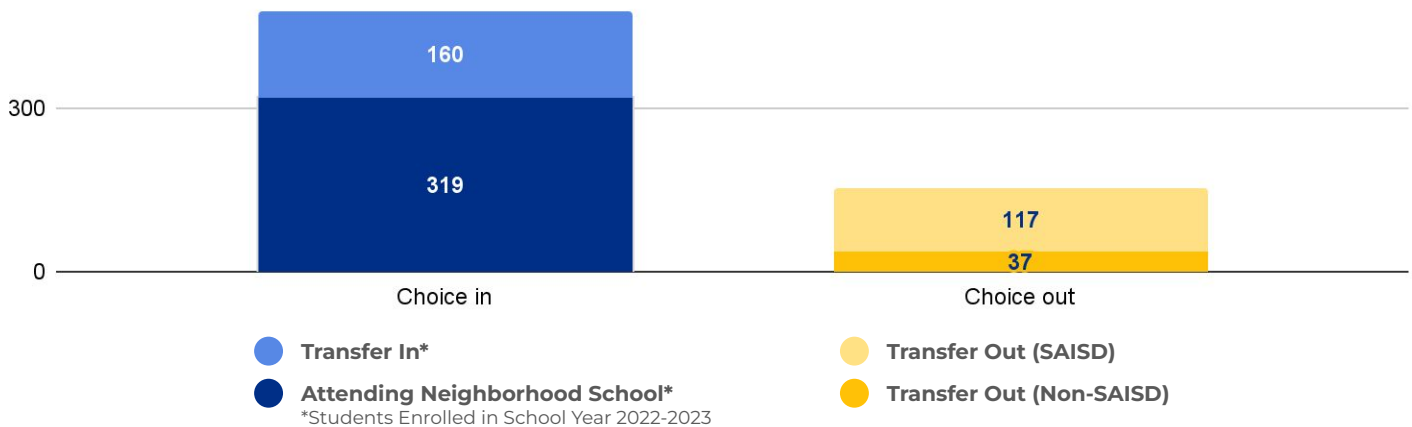
DEMOGRAPHICS



2022 ACADEMIC PERFORMANCE



2022-23 CHOICE IN / CHOICE OUT



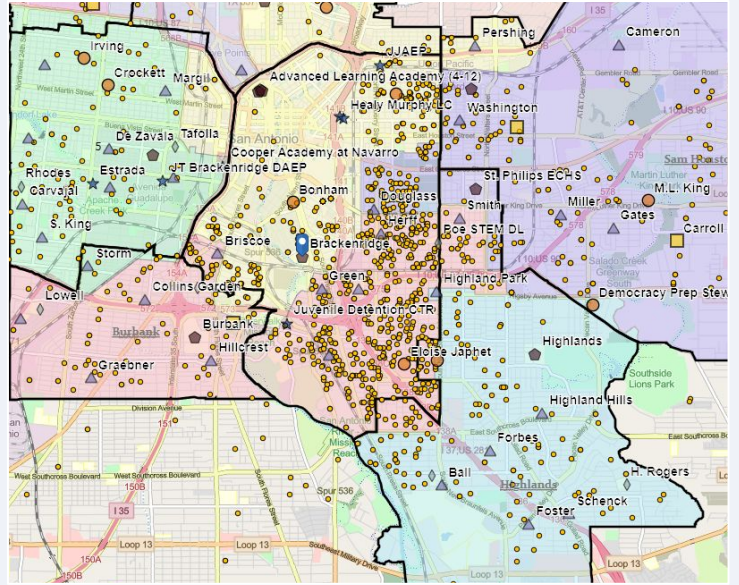
BRIEF CRITERIA ANALYSIS

Bowden serves as the only academy in the Brackenridge HS neighborhood.

Brackenridge High School

SCHOOL OVERVIEW

Location:	400 Eagleland St San Antonio, TX 78210
Grades:	9-12
Enrollment:	1,573
Poverty Index:	48%
Trustee/SMD:	Sorensen - District 1
HS Feeder Pattern:	Brackenridge



Recommendation:

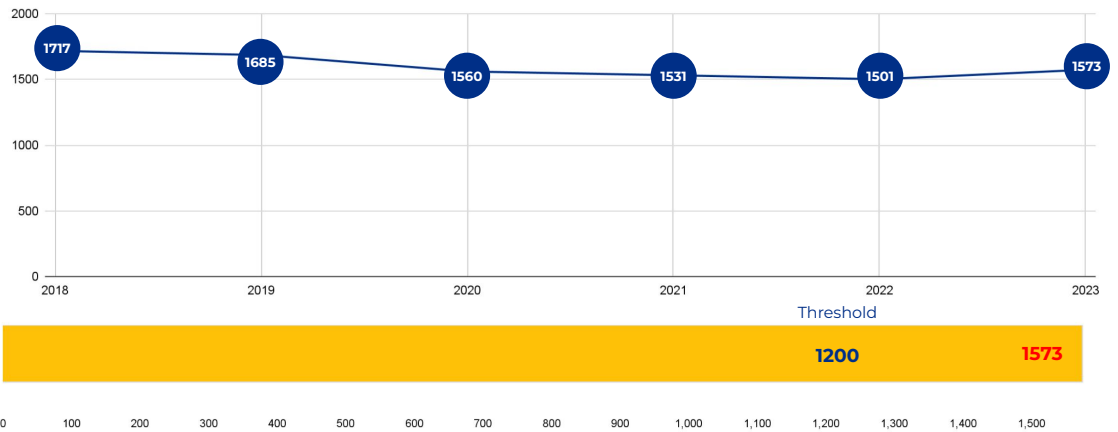
- Brackenridge is a comprehensive high school. Therefore, no rightsizing-related actions make an immediate impact on this school.

PRIMARY CRITERIA #1: 2022-23 ENROLLMENT

2023 Enrollment
1,573

Campus Type
HS

Enrollment Threshold
1,200



	2018	2019	2020	2021	2022	2023
Total Enrollment:	1717	1685	1560	1531	1501	1573

PRIMARY CRITERIA #2: FACILITY COST PER PUPIL

Cost Per Pupil
\$8,150

Threshold

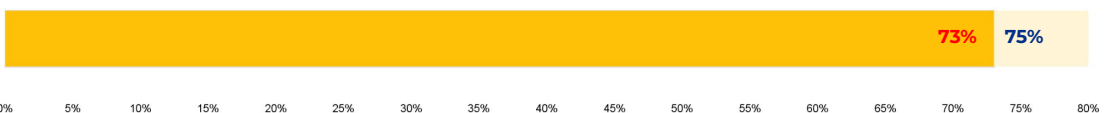


PRIMARY CRITERIA #3: 2022-23 FACILITY USE

Functional Capacity
2,161

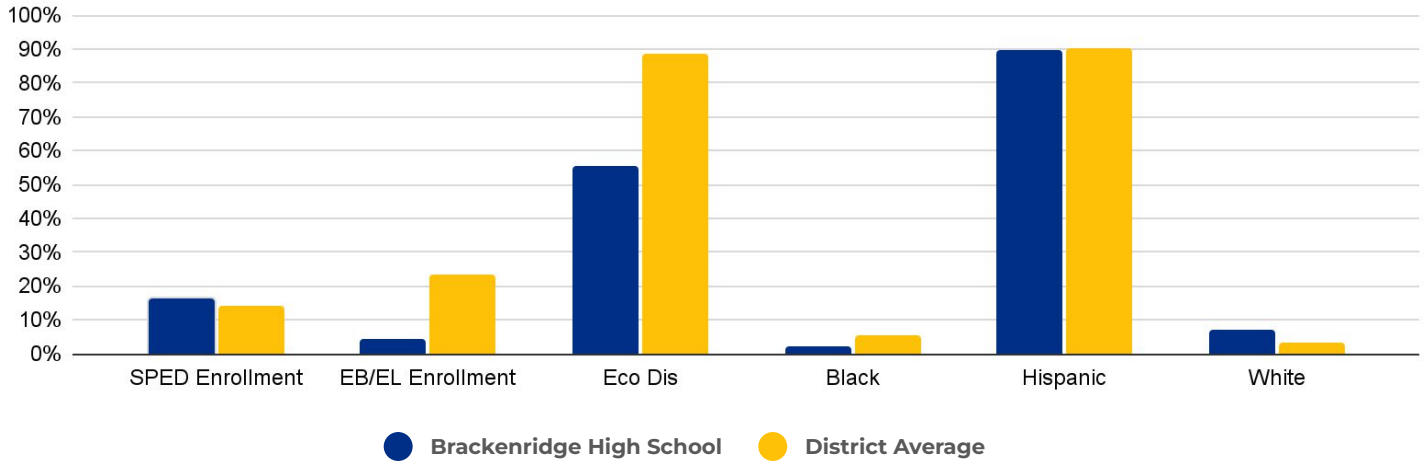
Facility Usage
73%

Threshold

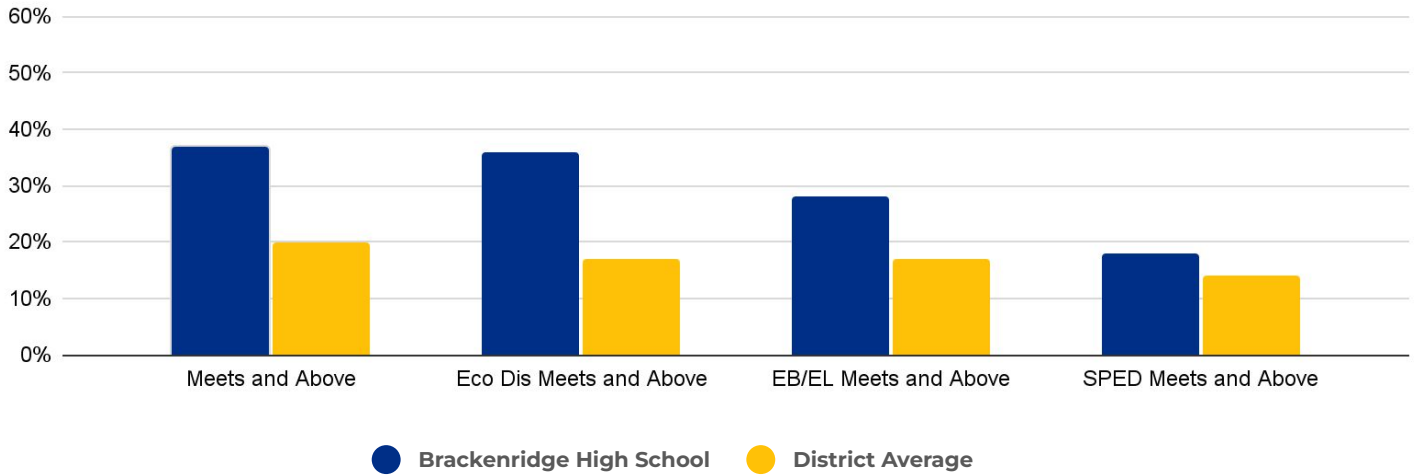


Brackenridge High School

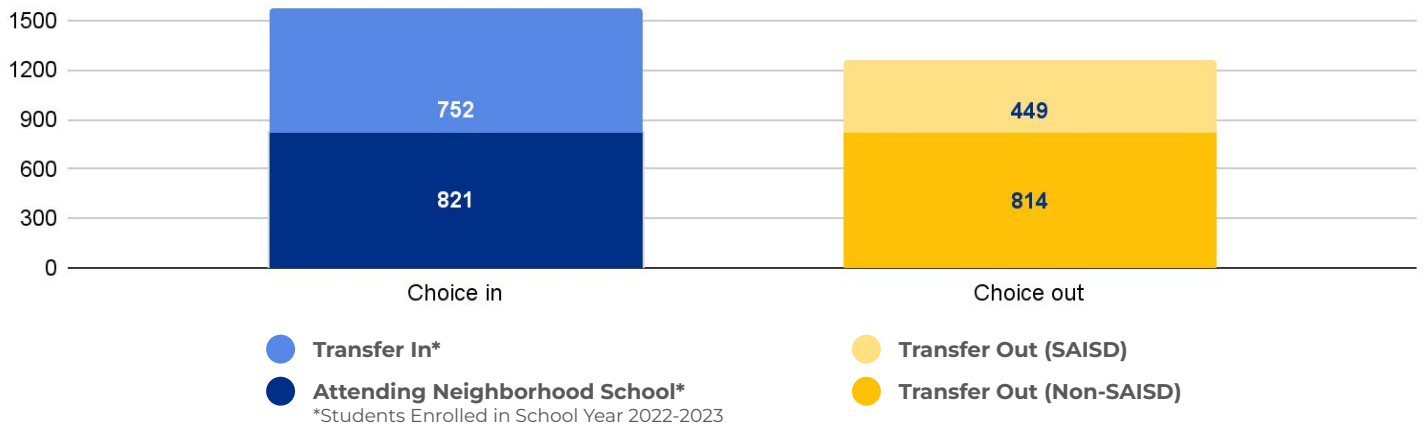
DEMOGRAPHICS



2022 ACADEMIC PERFORMANCE



2022-23 CHOICE IN / CHOICE OUT



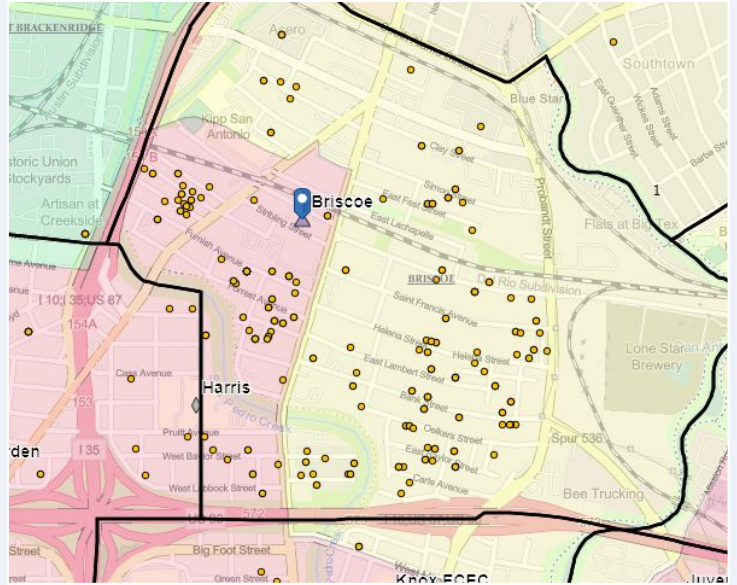
CONTEXTUAL CRITERIA

As a comprehensive high school, Brackenridge was not considered for rightsizing decisions.

Briscoe Elementary School

SCHOOL OVERVIEW

Location:	2015 S Flores St San Antonio, TX 78204
Grades:	PK-5
Enrollment:	446
Poverty Index:	45%
Trustee/SMD:	Valdez - District 4
HS Feeder Pattern:	Brackenridge
Recommendation:	<ul style="list-style-type: none"> Receive students from a closing elementary school (Collins Garden) to make fuller use of a neighborhood facility.

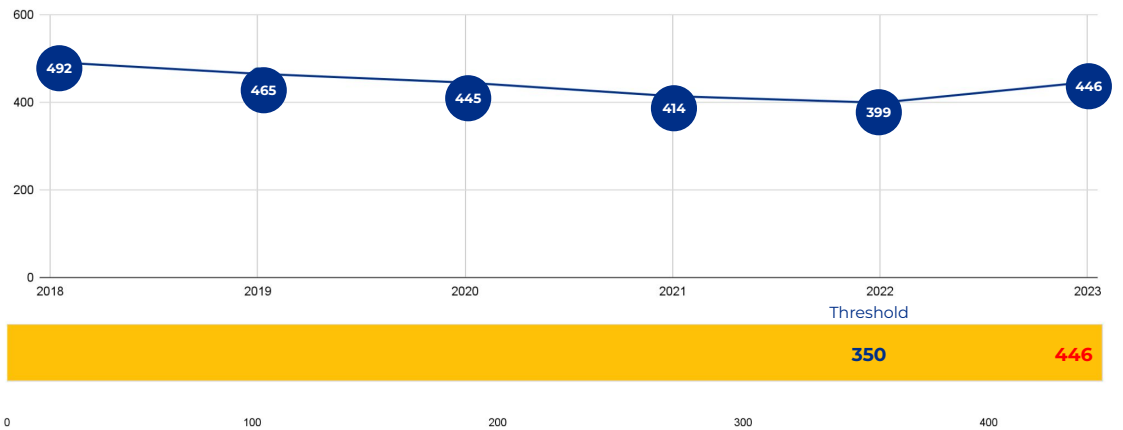


PRIMARY CRITERIA #1: 2022-23 ENROLLMENT

2023 Enrollment
446

Campus Type
ES

Enrollment Threshold
350



	2018	2019	2020	2021	2022	2023
Total Enrollment:	492	465	445	414	399	446

PRIMARY CRITERIA #2: FACILITY COST PER PUPIL

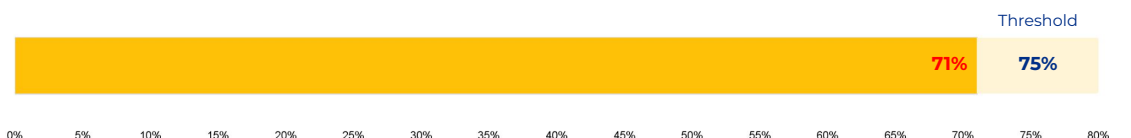
Cost Per Pupil
\$7,599



PRIMARY CRITERIA #3: 2022-23 FACILITY USE

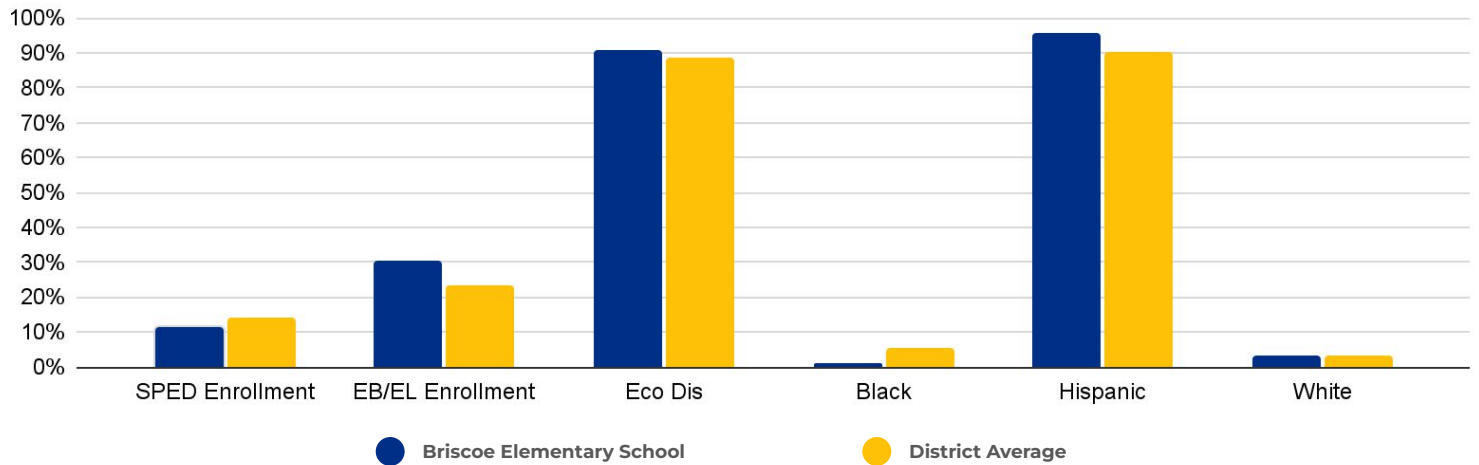
Functional Capacity
629

Facility Usage
71%

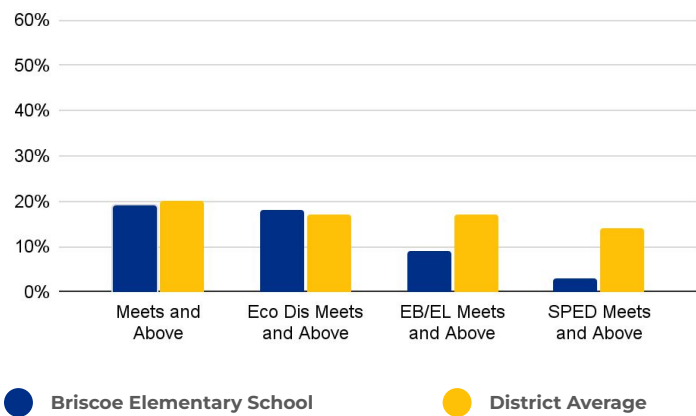


Briscoe Elementary School

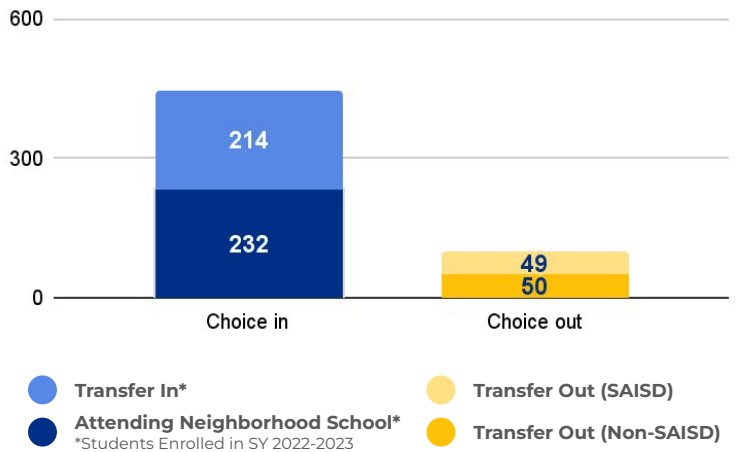
DEMOGRAPHICS



2022 ACADEMIC PERFORMANCE



2022-23 CHOICE IN / CHOICE OUT



BRIEF CRITERIA ANALYSIS

Briscoe is a well enrolled school with a low facility cost and it is close to the threshold for facility use. One section of students currently zoned to Collins Garden live closer to Briscoe. Moving students to Briscoe removes a geographic barrier and creates a more fully-enrolled school at Briscoe. With this decision, Briscoe may be able to receive some of the Bond 2020 funds allocated for Collins Garden to make improvements to its existing campus. As a result, it is projected that in 2024 there will be 493 PK-5 students at Briscoe.

BENEFITS OF RIGHTSIZING

Rightsizing will lead to increased enrollment and additional resources. How those resources are used will be decided by the school's principal, staff and Campus Advisory Council. Rightsizing decisions will lead to early childhood services in every elementary school, fewer split grade levels or teaching assignments, more courses or full-time specialty teachers (art, music, AVID, etc), increased staff collaboration, additional student services (mental health, social work, academic intervention, etc), more robust dual language programs, greater access to extracurriculars, and increases to campus budgets for positions like library services, Family and Community Engagement Specialists, and instructional coaches.

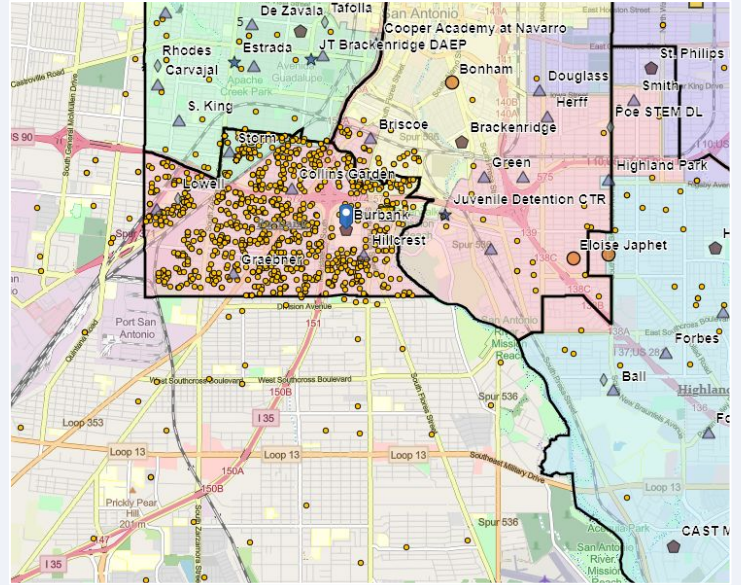
With Briscoe receiving students from Collins Garden, more students and families will gain access to:

- On-campus ECSE self-contained special education instruction;
- Additional full-time music and art teachers; and
- Access to International Baccalaureate programming to support the development of global citizenship and academic excellence.

Burbank High School

SCHOOL OVERVIEW

Location:	1002 Edwards San Antonio, TX 78204
Grades:	9-12
Enrollment:	1,320
Poverty Index:	47%
Trustee/SMD:	Valdez - District 4
HS Feeder Pattern:	Burbank



Recommendation:

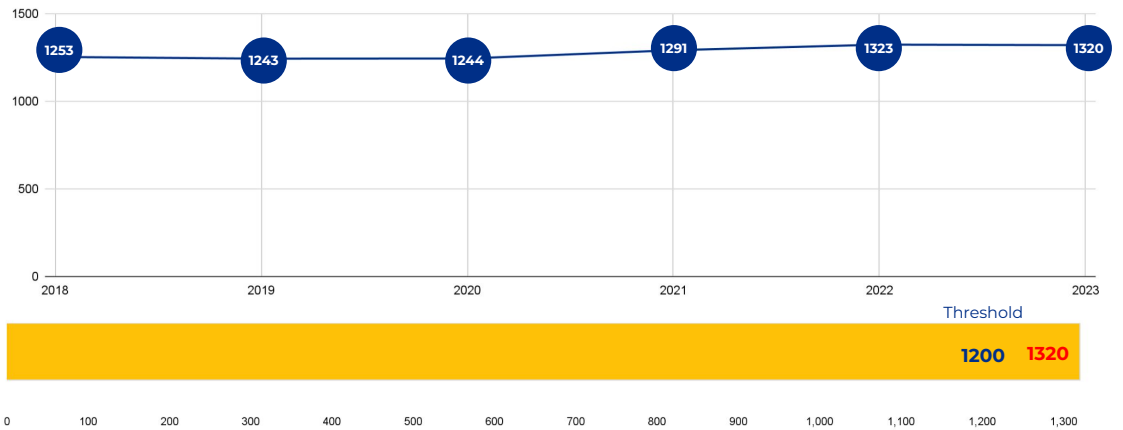
- Burbank is a comprehensive high school. Therefore, no rightsizing-related actions make an immediate impact on this school.

PRIMARY CRITERIA #1: 2022-23 ENROLLMENT

2023 Enrollment
1,320

Campus Type
HS


Enrollment Threshold
1,200



	2018	2019	2020	2021	2022	2023
Total Enrollment:	1253	1243	1244	1291	1323	1320

PRIMARY CRITERIA #2: FACILITY COST PER PUPIL

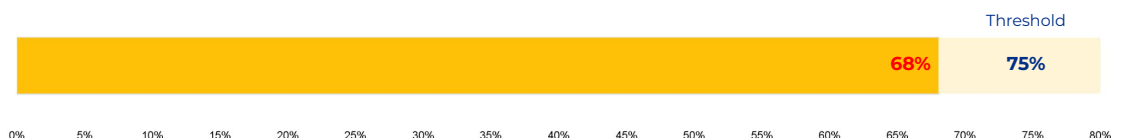
Cost Per Pupil
\$9,093



PRIMARY CRITERIA #3: 2022-23 FACILITY USE

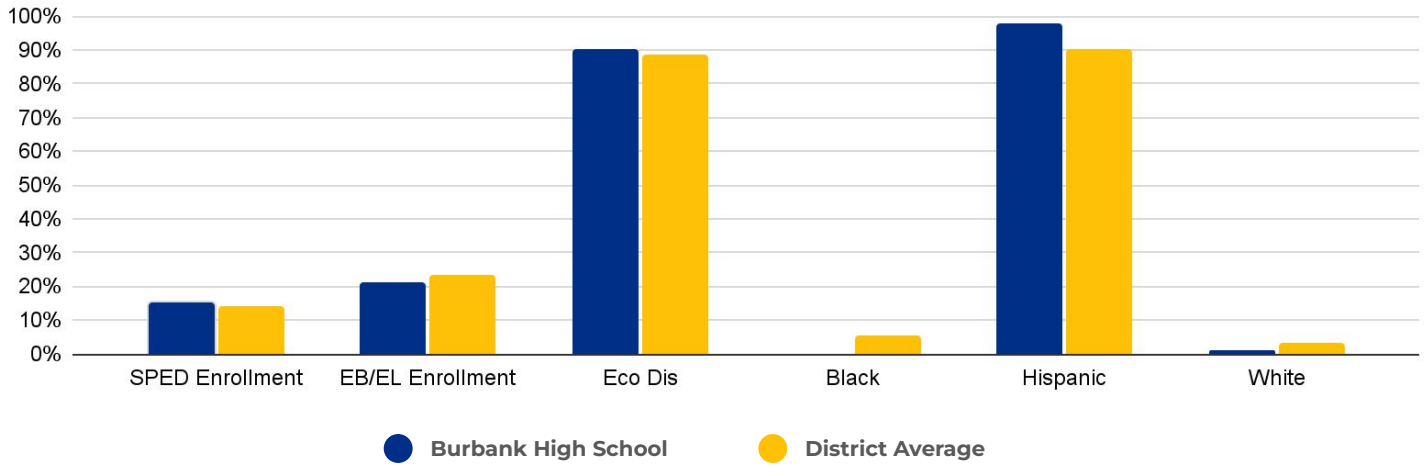
Functional Capacity
1,947

Facility Usage
68%

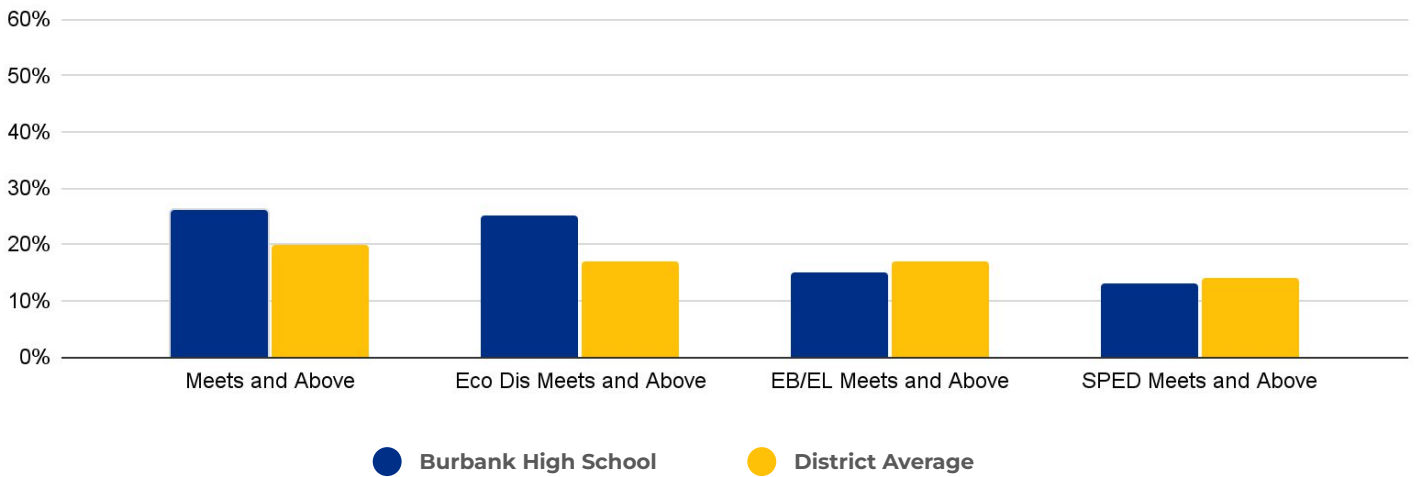


Burbank High School

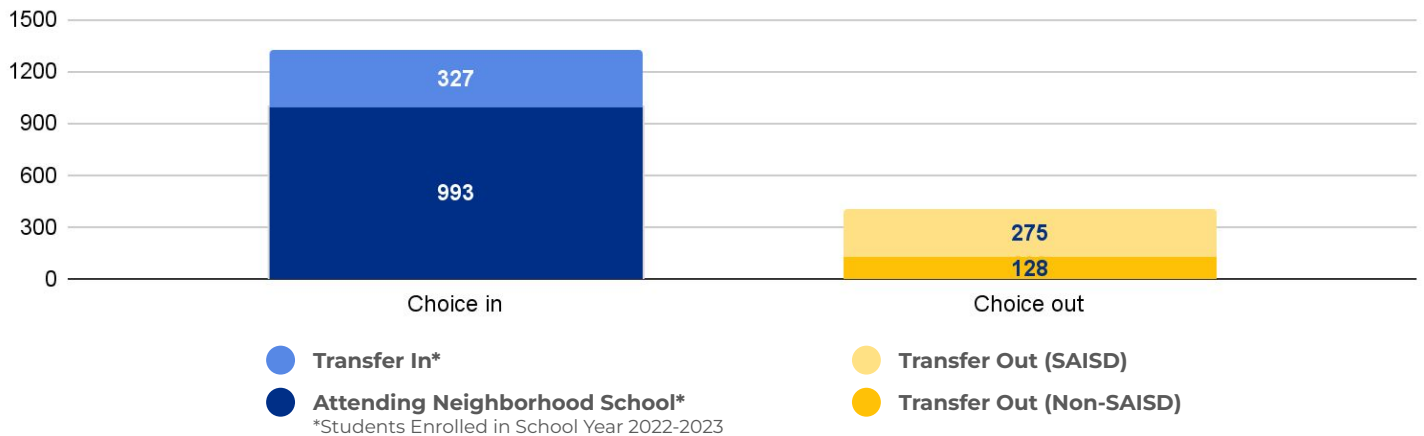
DEMOGRAPHICS



2022 ACADEMIC PERFORMANCE



2022-23 CHOICE IN / CHOICE OUT



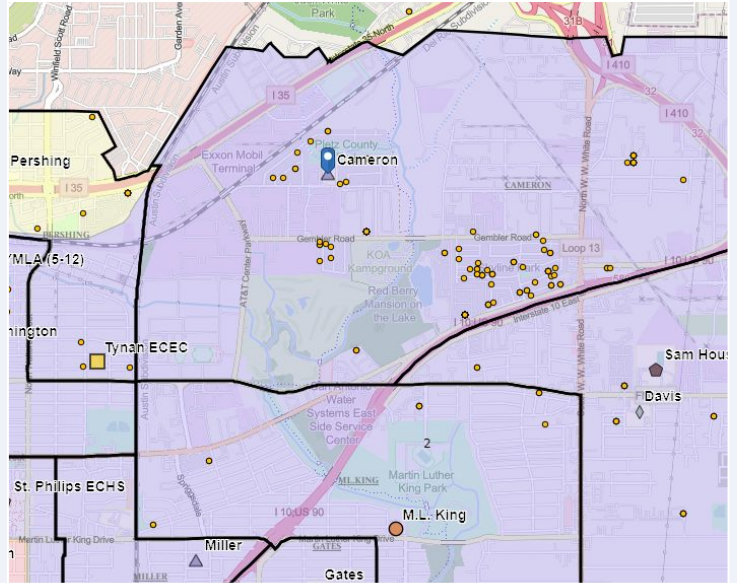
BRIEF CRITERIA ANALYSIS

As a comprehensive high school, Burbank was not considered for rightsizing decisions.

Cameron Elementary School

SCHOOL OVERVIEW

Location:	3635 Belgium Ln San Antonio, TX 78219
Grades:	PK-5
Enrollment:	282
Poverty Index:	78%
Trustee/SMD:	Sebastian - District 2
HS Feeder Pattern:	Sam Houston



Recommendation:

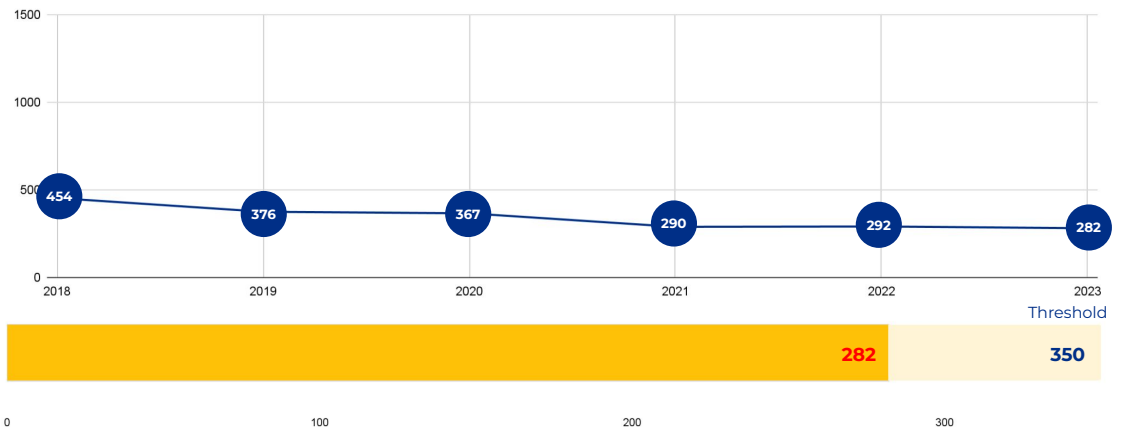
- Receive students from a closing elementary school (Pershing) to make fuller use of a neighborhood facility.

PRIMARY CRITERIA #1: 2022-23 ENROLLMENT

2023 Enrollment
282

Campus Type
ES

Enrollment Threshold
350




	2018	2019	2020	2021	2022	2023
Total Enrollment:	454	376	367	290	292	282

PRIMARY CRITERIA #2: FACILITY COST PER PUPIL

Cost Per Pupil
\$9,549

Threshold

\$8,464 **\$9,549**



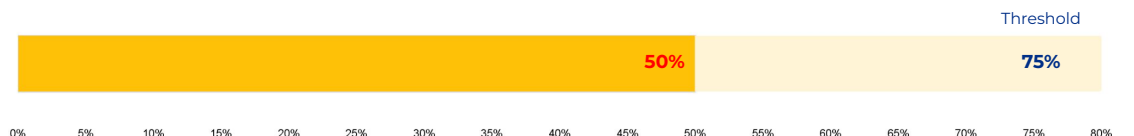
PRIMARY CRITERIA #3: 2022-23 FACILITY USE

Functional Capacity
568

Facility Usage
50%

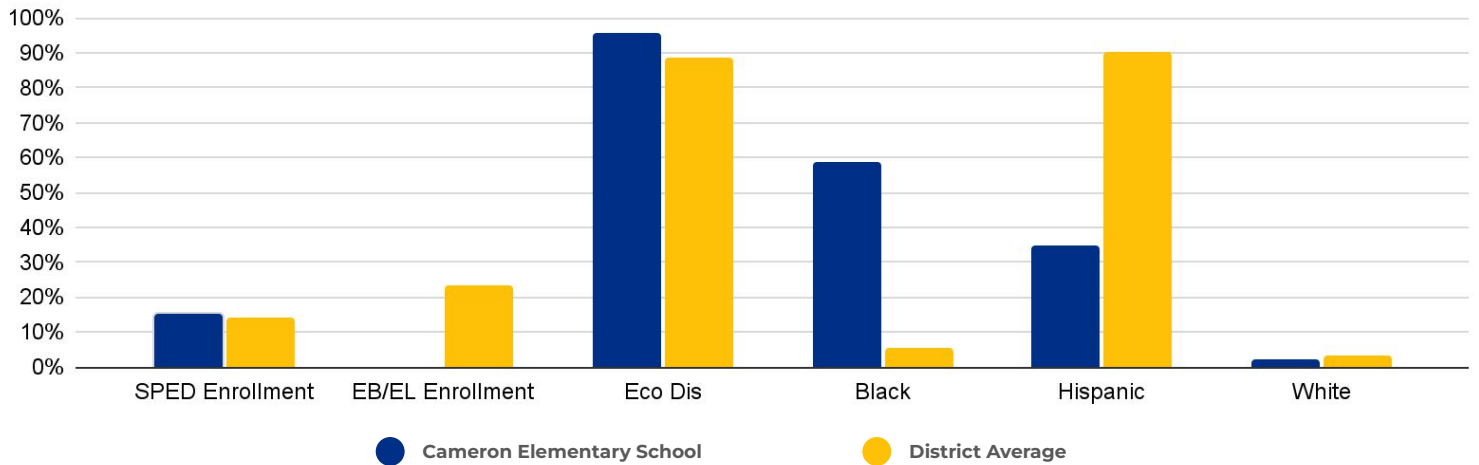
Threshold

75%

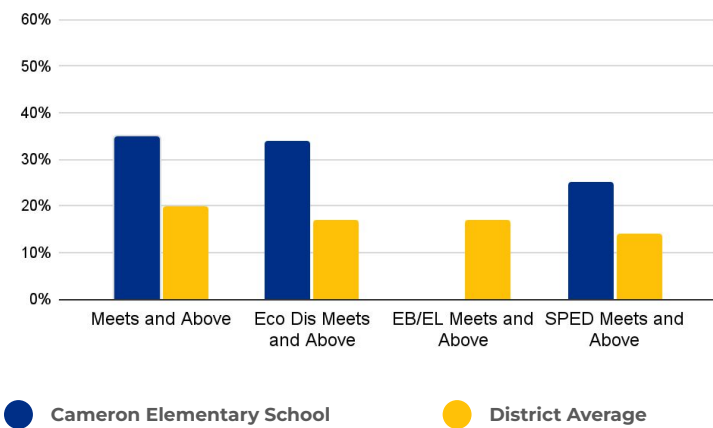


Cameron Elementary School

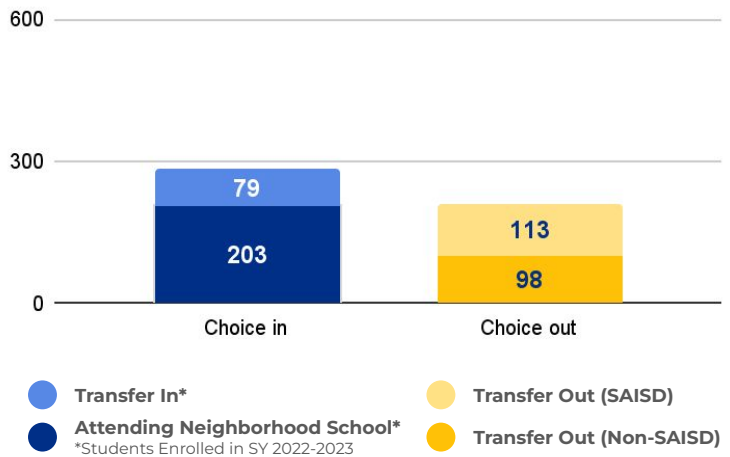
DEMOGRAPHICS



2022 ACADEMIC PERFORMANCE



2022-23 CHOICE IN / CHOICE OUT



BRIEF CRITERIA ANALYSIS

Cameron met all three primary criteria and is located in a geographically isolated part of the district. Bringing students from Pershing will grow the enrollment and make for effective use of the space at Cameron. Additionally, Cameron received a major addition and renovations under Bond 2010, and its facility is in better condition than Pershing. As a result, it is projected that in 2024 there will be 366 students in grades PK-05 at Cameron.

BENEFITS OF RIGHTSIZING

Rightsizing will lead to increased enrollment and additional resources. How those resources are used will be decided by the school's principal, staff and Campus Advisory Council. Rightsizing decisions will lead to early childhood services in every elementary school, fewer split grade levels or teaching assignments, more courses or full-time specialty teachers (art, music, AVID, etc), increased staff collaboration, additional student services (mental health, social work, academic intervention, etc), more robust dual language programs, greater access to extracurriculars, and increases to campus budgets for positions like library services, Family and Community Engagement Specialists, and instructional coaches.

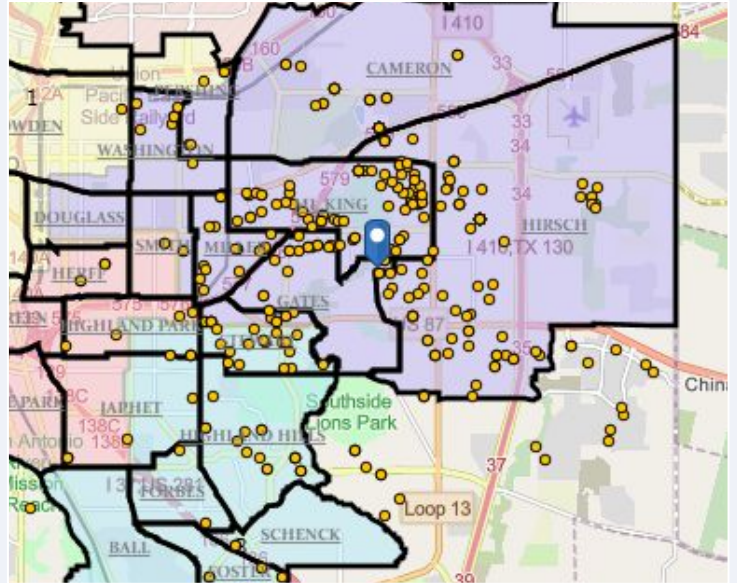
With Cameron receiving students from Pershing, more students and families will gain access to:

- Enhanced mental health and special education programming like ECSE and ALE on campus; and
- Access to Head Start programming, resources and services.

Carroll Early Childhood Campus

SCHOOL OVERVIEW

Location:	463 Holmgreen Rd San Antonio, TX 78220
Grades:	Head Start, K-2
Enrollment:	383
Poverty Index:	N/A
Trustee/SMD:	Sebastian - District 2
HS Feeder Pattern:	Sam Houston



Recommendation:

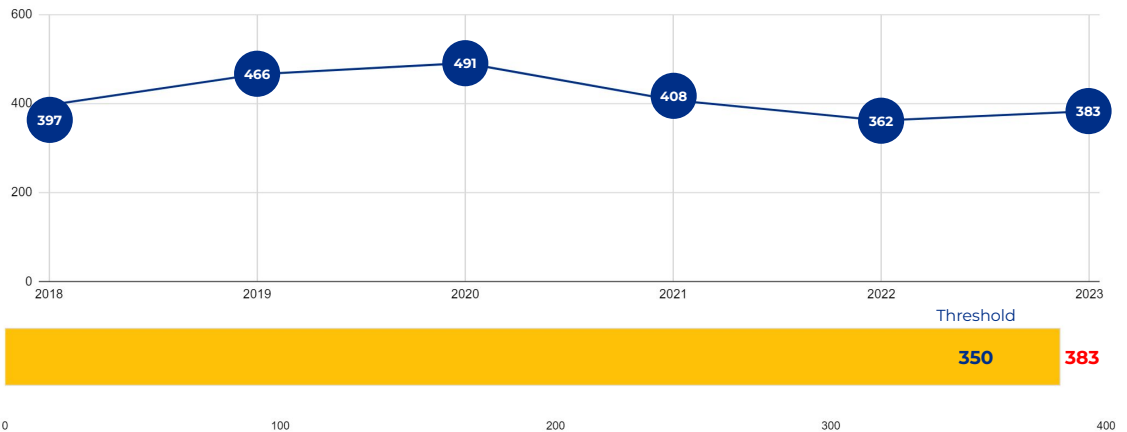
- Close Carroll upon completion of a fully renovated ML King PK-8 academy; until ML King renovations are complete, Carroll will serve students in grades PK-02 from ML King, Miller and Gates.

PRIMARY CRITERIA #1: 2022-23 ENROLLMENT

2023 Enrollment
383

Campus Type
ECC

Enrollment Threshold
350



	2018	2019	2020	2021	2022	2023
Total Enrollment:	397	466	491	408	362	383

PRIMARY CRITERIA #2: FACILITY COST PER PUPIL

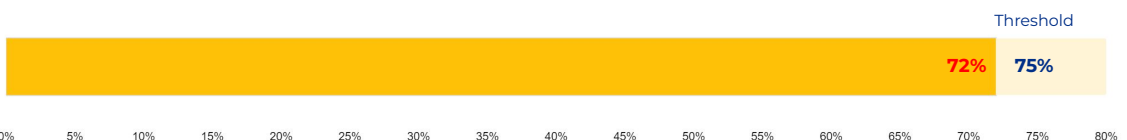
Cost Per Pupil
\$6,804



PRIMARY CRITERIA #3: 2022-23 FACILITY USE

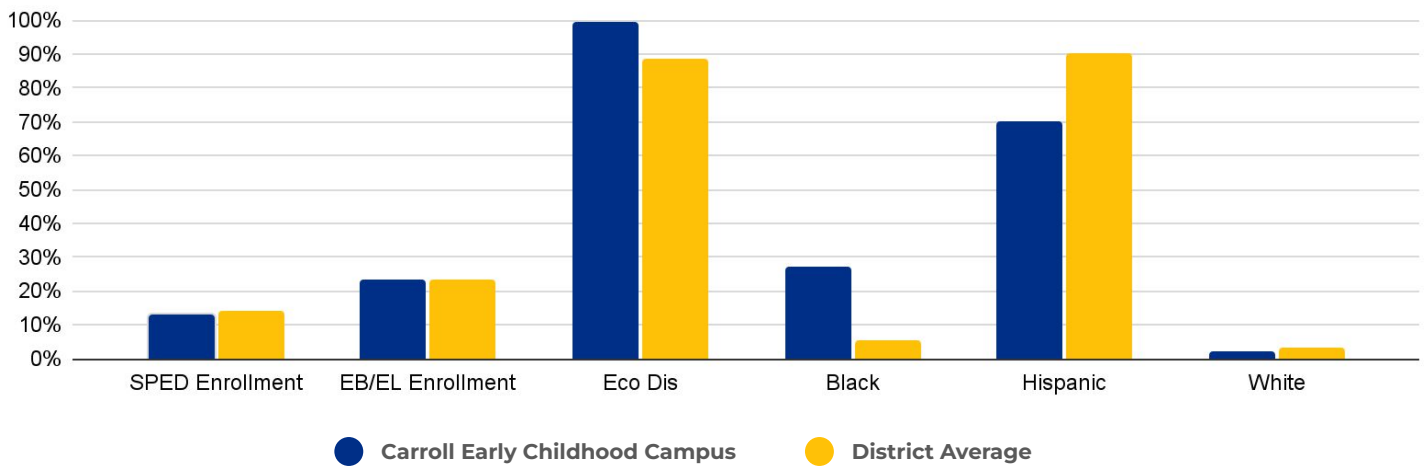
Functional Capacity
530

Facility Usage
72%

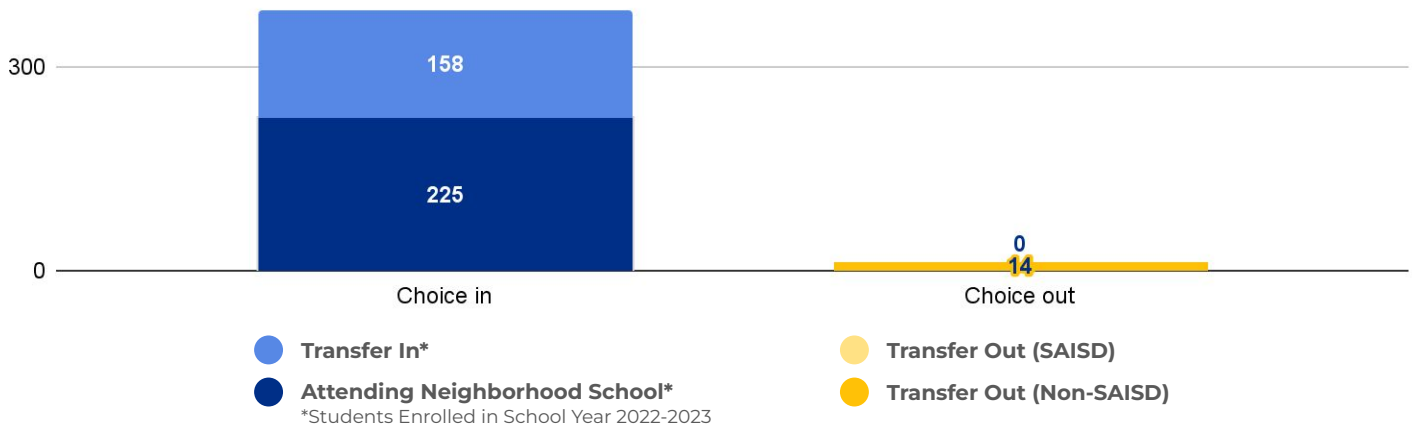


Carroll Early Childhood Campus

DEMOGRAPHICS



2022-23 CHOICE IN / CHOICE OUT



BRIEF CRITERIA ANALYSIS

Moving students to elementary school campuses leads to better retention of students and allows PK students the full continuum of services available at SAISD elementary schools. Carroll at ML King will be used to house students in grades PK-02 during the renovation of ML King. As soon as 2026-27, all students will be united at ML King Academy.

BENEFITS OF RIGHTSIZING

Rightsizing will lead to increased enrollment and additional resources. How those resources are used will be decided by the school's principal, staff and Campus Advisory Council. Rightsizing decisions will lead to early childhood services in every elementary school, fewer split grade levels or teaching assignments, more courses or full-time specialty teachers (art, music, AVID, etc), increased staff collaboration, additional student services (mental health, social work, academic intervention, etc), more robust dual language programs, greater access to extracurriculars, and increases to campus budgets for positions like library services, Family and Community Engagement Specialists, and instructional coaches.

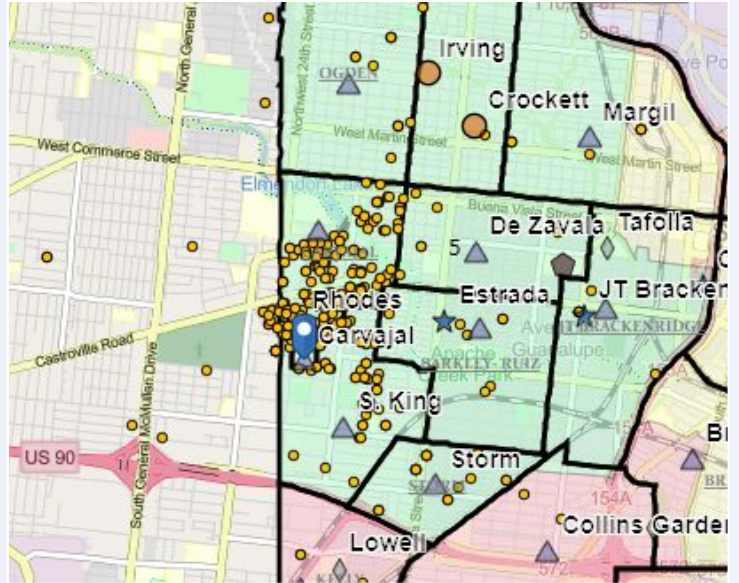
With Carroll receiving PK-02 students from ML King, Gates, and Miller and then closing completely after the renovations at ML King, more students and families will gain access to:

- A more robust dual language program with no grade level splits;
- The full continuum of ECE and PK services available at SAISD elementary school;
- Enhanced school mental health and social service resources;
- Expanded K-5 fine arts opportunities with full-time elementary music and art teachers; and
- Head Start programming, resources and services.

Carvajal Elementary School

SCHOOL OVERVIEW

Location:	225 Arizona San Antonio, TX 78207
Grades:	Head Start, K-5
Enrollment:	405
Poverty Index:	69%
Trustee/SMD:	Torres - District 5
HS Feeder Pattern:	Lanier
Recommendation:	<ul style="list-style-type: none"> No rightsizing-related actions make a significant impact on this school.

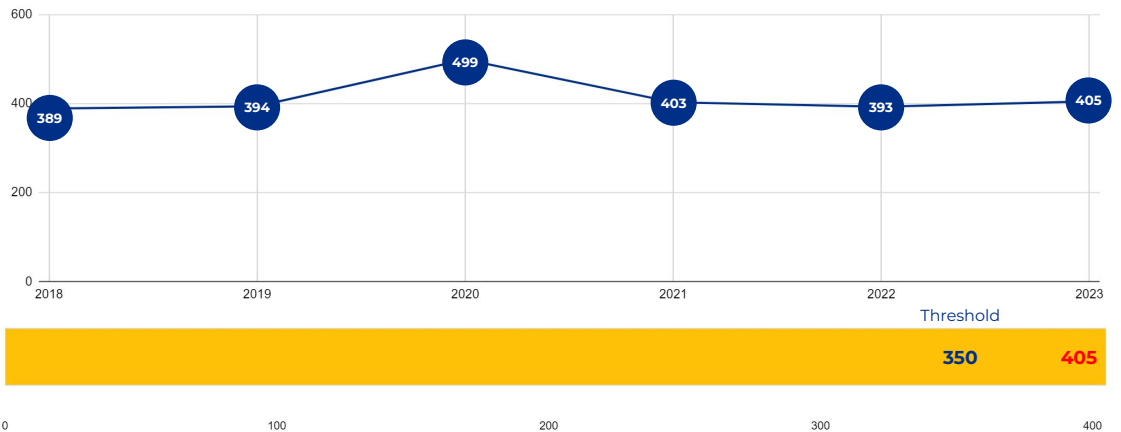


PRIMARY CRITERIA #1: 2022-23 ENROLLMENT

2023 Enrollment
405

Campus Type
ES

Enrollment Threshold
350



	2018	2019	2020	2021	2022	2023
Total Enrollment:	389	394	499	403	393	405

PRIMARY CRITERIA #2: FACILITY COST PER PUPIL

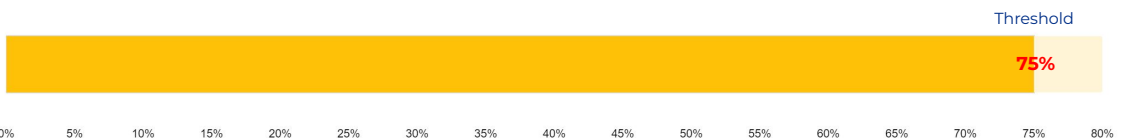
Cost Per Pupil
\$6,805



PRIMARY CRITERIA #3: 2022-23 FACILITY USE

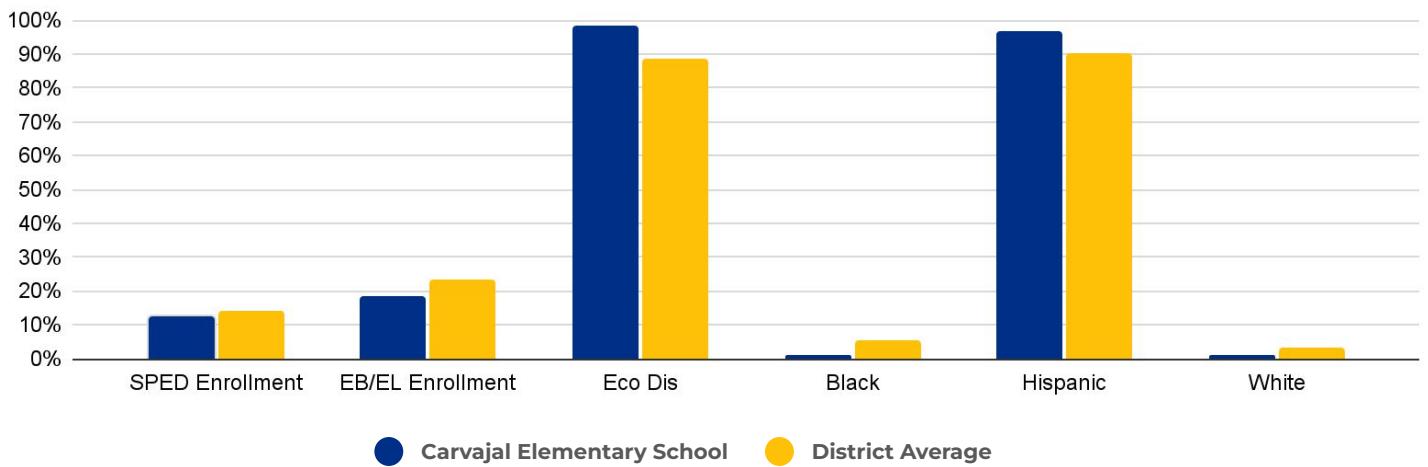
Functional Capacity
537

Facility Usage
75%

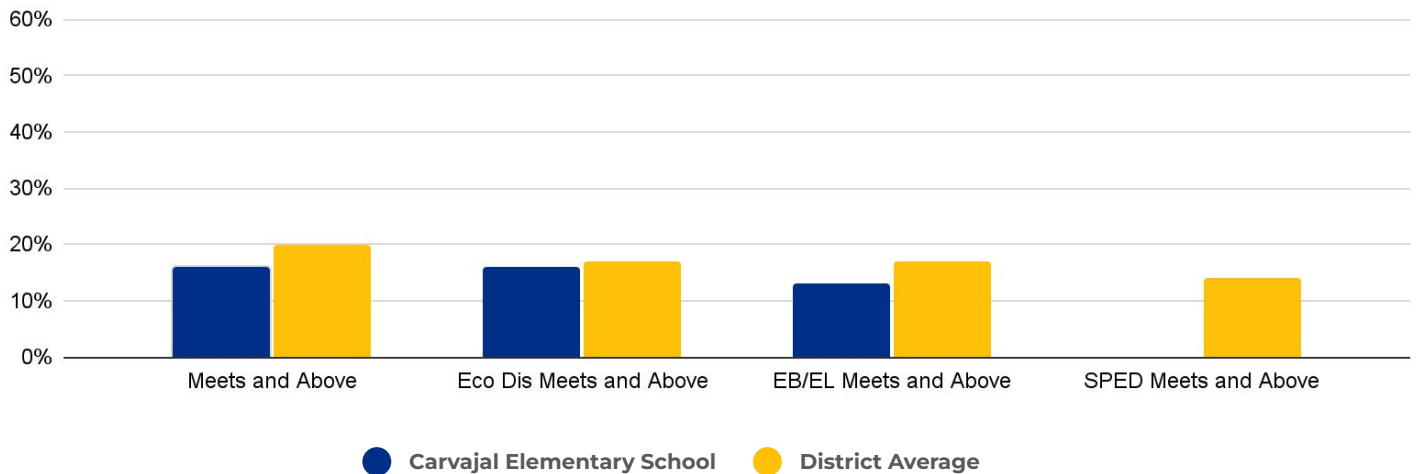


Carvajal Elementary School

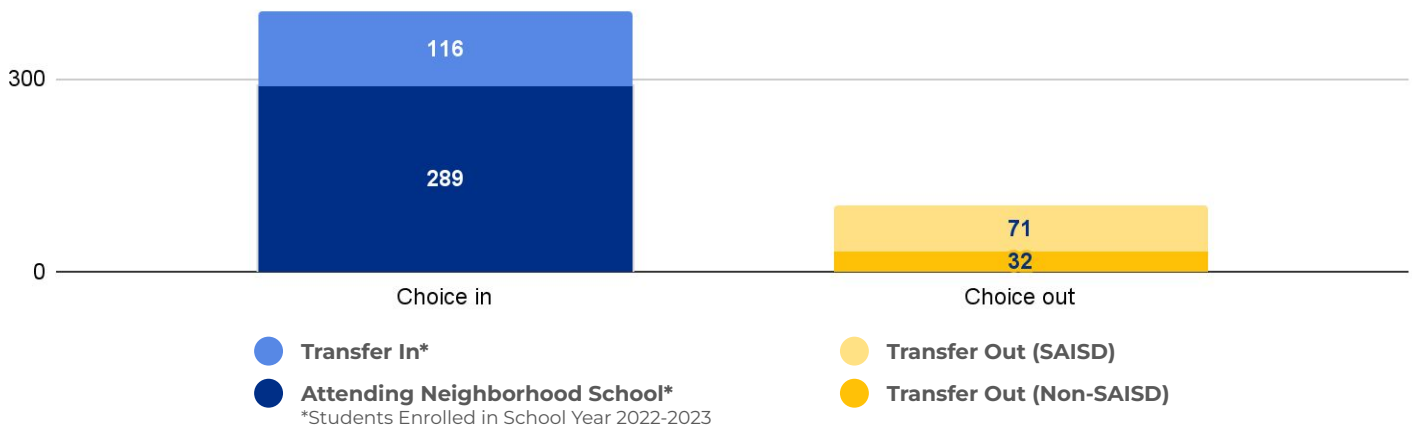
DEMOGRAPHICS



2022 ACADEMIC PERFORMANCE



2022-23 CHOICE IN / CHOICE OUT



BRIEF CRITERIA ANALYSIS

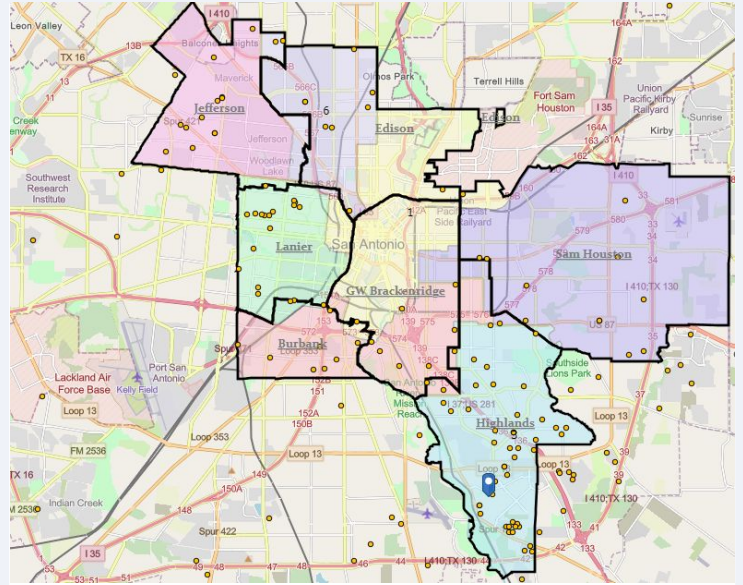
The West side of SAISD contains numerous under-enrolled schools that have undergone a history of consolidations and closures in previous years. The close proximity of under-enrolled schools on the West side made for numerous options for consolidation.

Carvajal meets one of the primary rightsizing criteria, and has a strong record of families "choicing in" to attend the school.

CAST Med High School

SCHOOL OVERVIEW

Location:	2601 Louis Bauer Dr San Antonio, TX 78235
Grades:	9-12
Enrollment:	196
Poverty Index:	29%
Trustee/SMD:	Ozuna - District 3
HS Feeder Pattern:	Highlands



Recommendation:

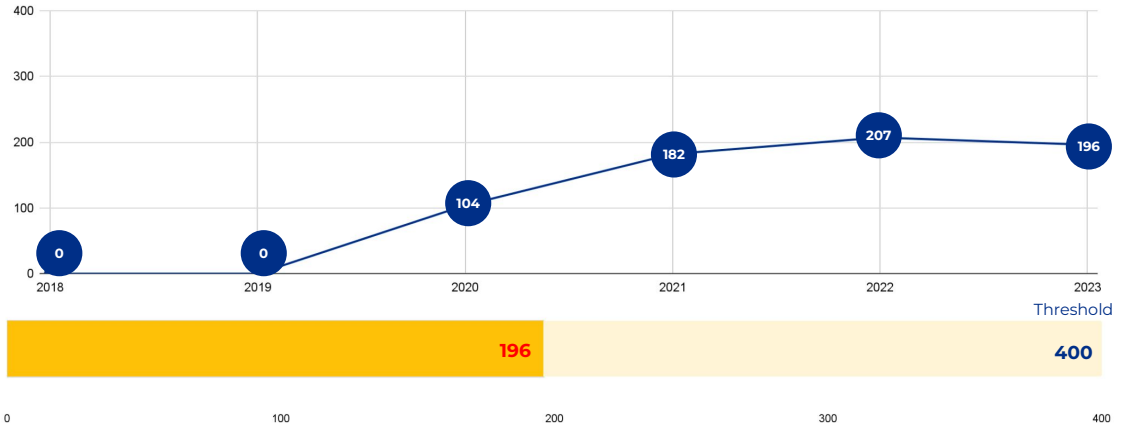
- Create additional enrollment capacity for another school, while making full use of the CAST Med facility on the growing Brooks development area.

PRIMARY CRITERIA #1: 2022-23 ENROLLMENT

2023 Enrollment
196

Campus Type
Specialty HS

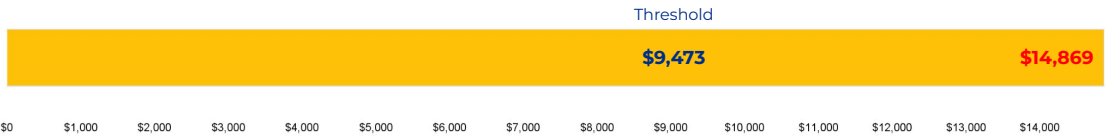
Enrollment Threshold
400



	2018	2019	2020	2021	2022	2023
Total Enrollment:	0	0	104	182	207	196

PRIMARY CRITERIA #2: FACILITY COST PER PUPIL

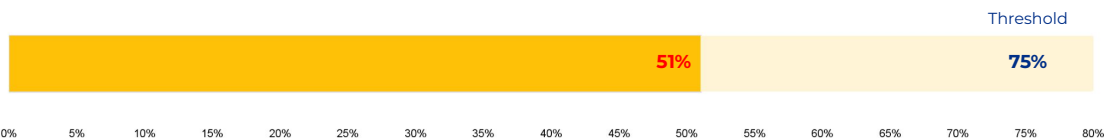
Cost Per Pupil
\$14,869



PRIMARY CRITERIA #3: 2022-23 FACILITY USE

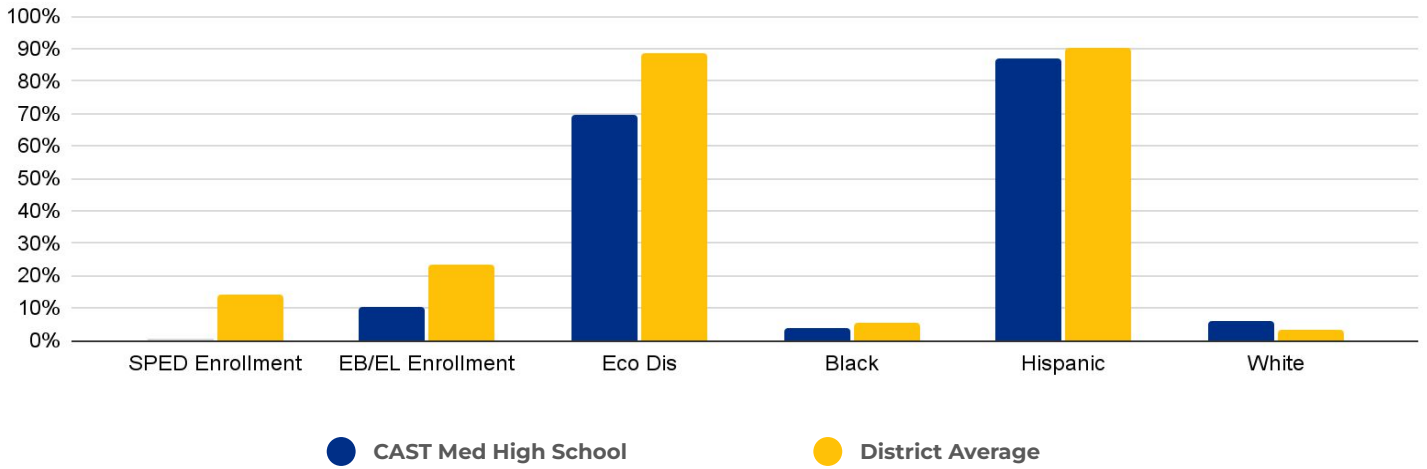
Functional Capacity
382

Facility Usage
51%

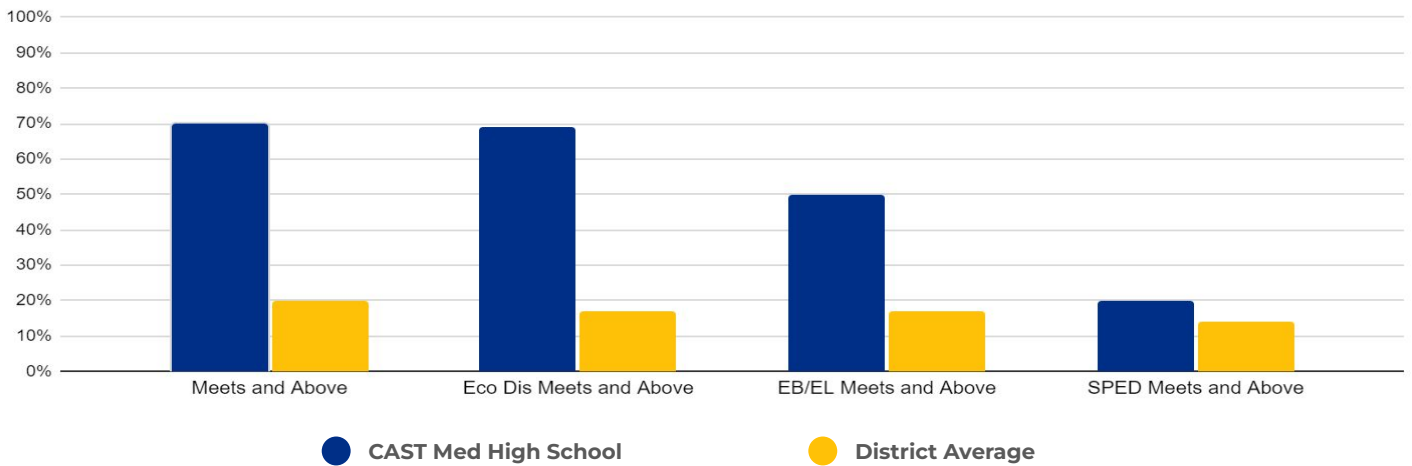


CAST Med High School

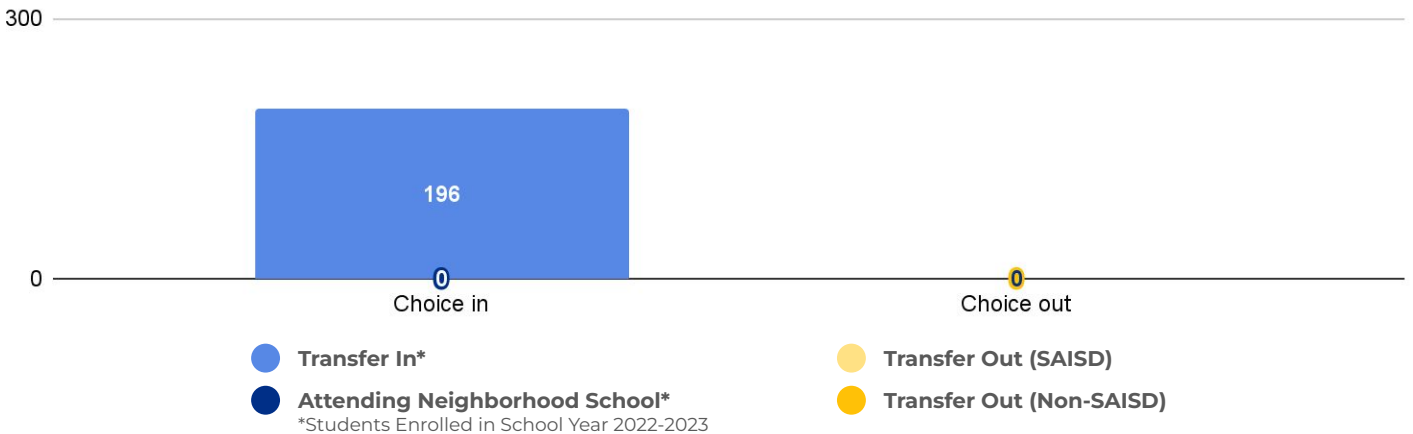
DEMOGRAPHICS



2022 ACADEMIC PERFORMANCE



2022-23 CHOICE IN / CHOICE OUT



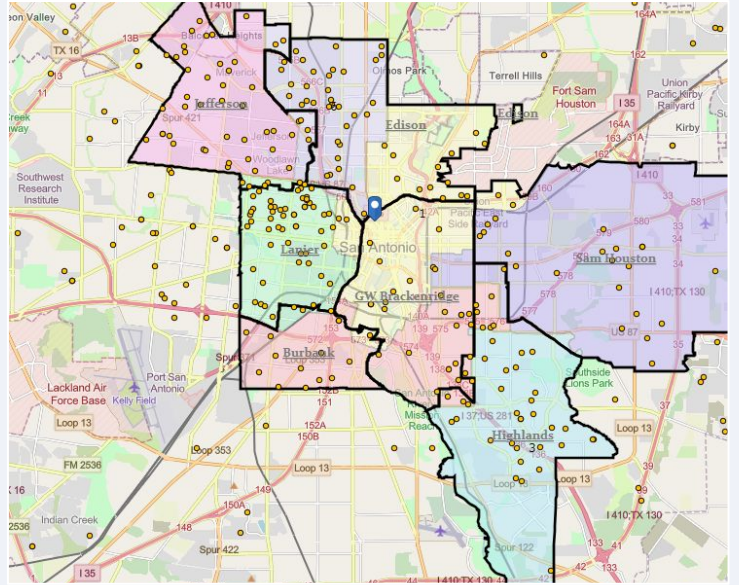
BRIEF CRITERIA ANALYSIS

CAST Med is located in a newly-renovated facility on the Southernmost edge of SAISD that is well below its design capacity. Co-locating another school at the CAST Med site will make fuller use of SAISD's newest facility and provide additional high quality options for SAISD families.

CAST Tech High School

SCHOOL OVERVIEW

Location:	637 N Main Ave San Antonio, TX 78205
Grades:	9-12
Enrollment:	457
Poverty Index:	33%
Trustee/SMD:	Sorensen - District 1
HS Feeder Pattern:	Brackenridge
Recommendation:	<ul style="list-style-type: none"> No rightsizing-related actions make an immediate impact on this school.

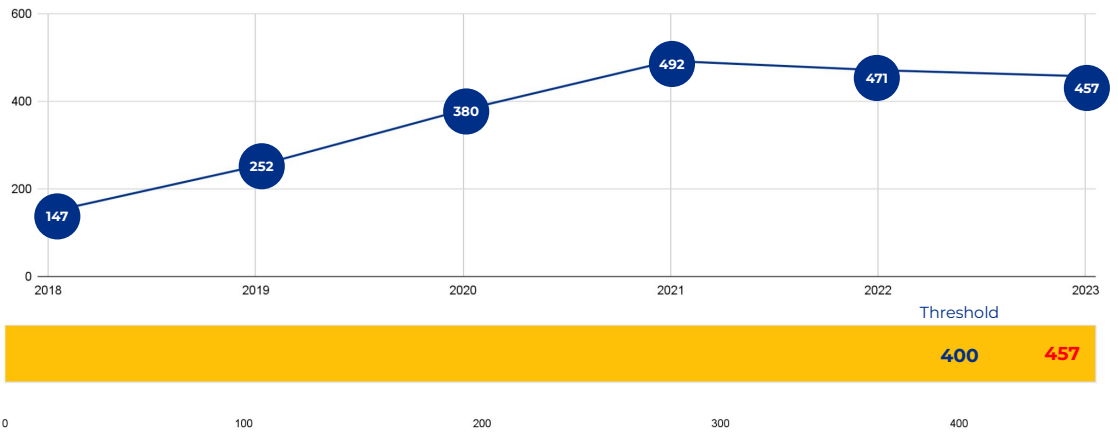


PRIMARY CRITERIA #1: 2022-23 ENROLLMENT

2023 Enrollment
457

Campus Type
Specialty HS

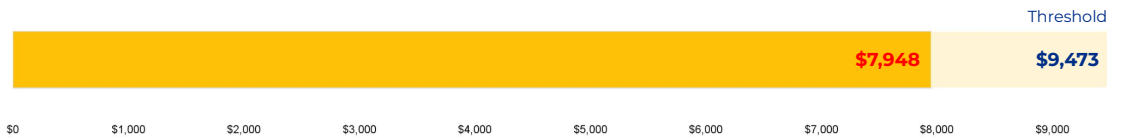
Enrollment Threshold
400



	2018	2019	2020	2021	2022	2023
Total Enrollment:	147	252	380	492	471	457

PRIMARY CRITERIA #2: FACILITY COST PER PUPIL

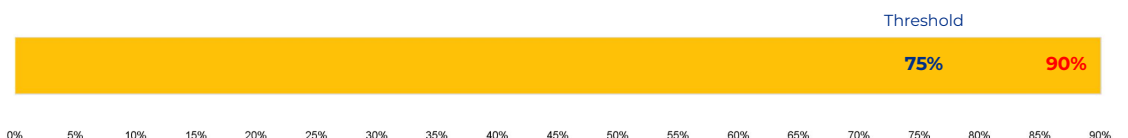
Cost Per Pupil
\$7,948



PRIMARY CRITERIA #3: 2022-23 FACILITY USE

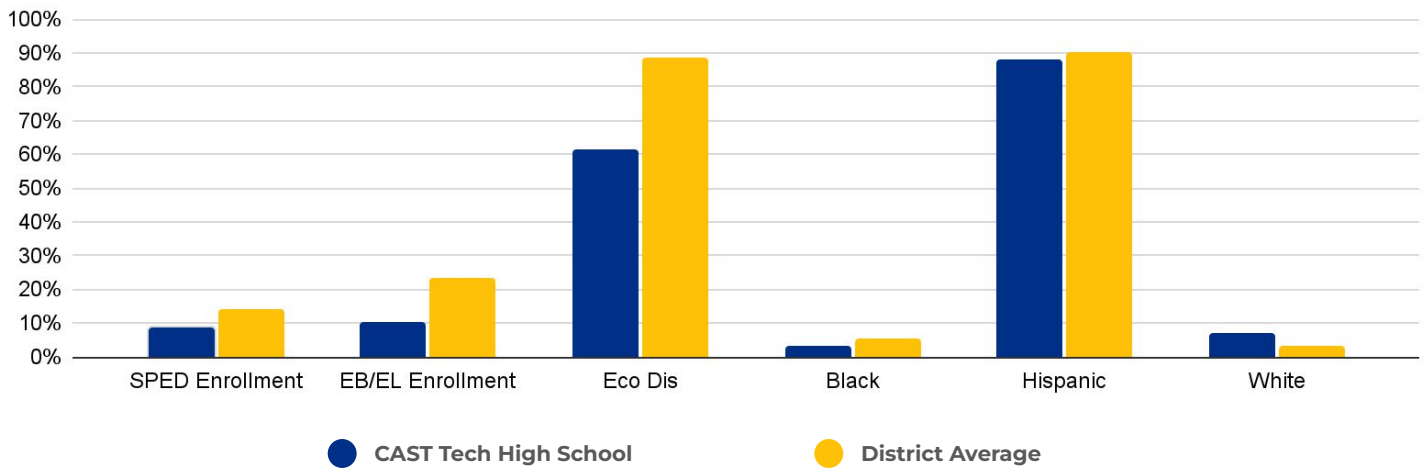
Functional Capacity
508

Facility Usage
90%

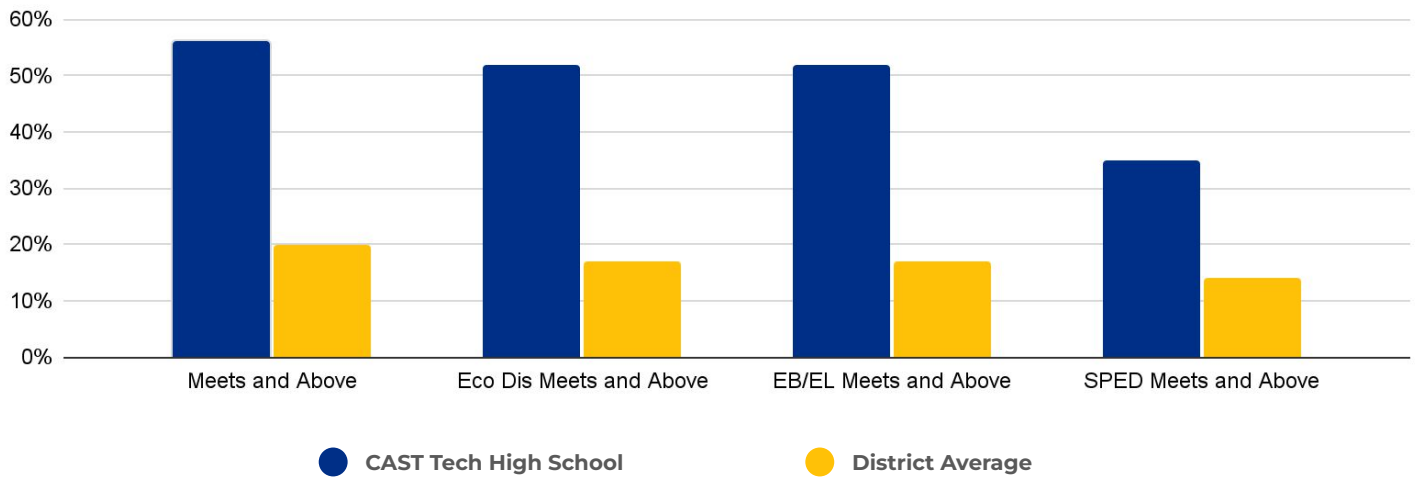


CAST Tech High School

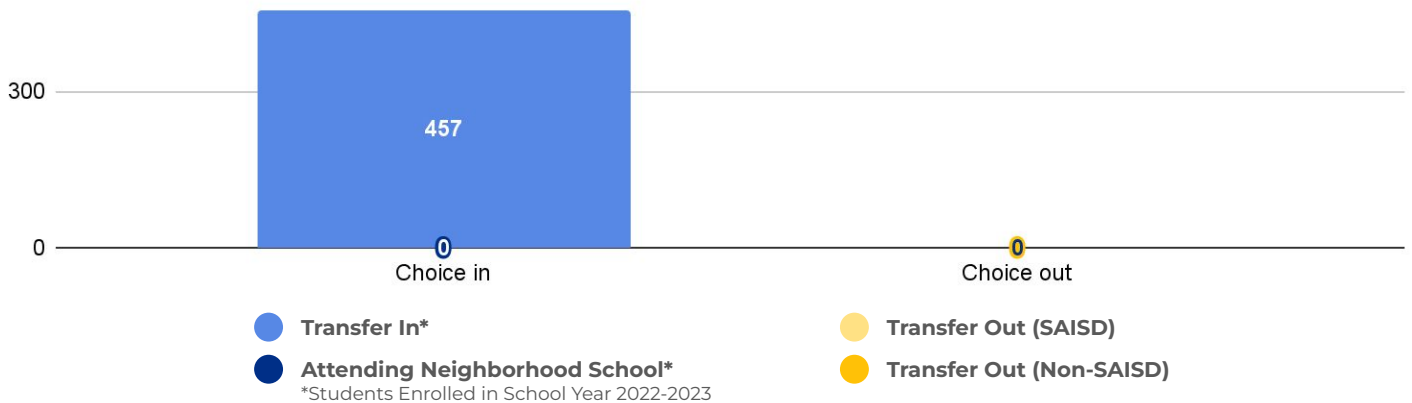
DEMOGRAPHICS



2022 ACADEMIC PERFORMANCE



2022-23 CHOICE IN / CHOICE OUT



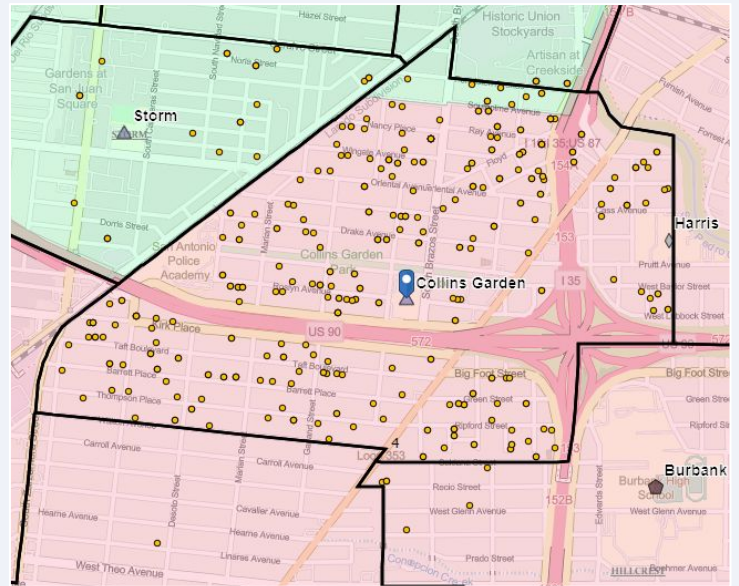
BRIEF CRITERIA ANALYSIS

CAST Tech is a specialty high school that does not meet any of the priority rightsizing criteria.

Collins Garden Elementary School

SCHOOL OVERVIEW

Location:	167 Harriman Pl San Antonio, TX 78204
Grades:	PK-5
Enrollment:	426
Poverty Index:	39%
Trustee/SMD:	Valdez - District 4
HS Feeder Pattern:	Burbank
Recommendation:	<ul style="list-style-type: none"> Close a historically under-enrolled school to make fuller use of three other neighborhood facilities (Briscoe, Kelly, and JT Brackenridge).

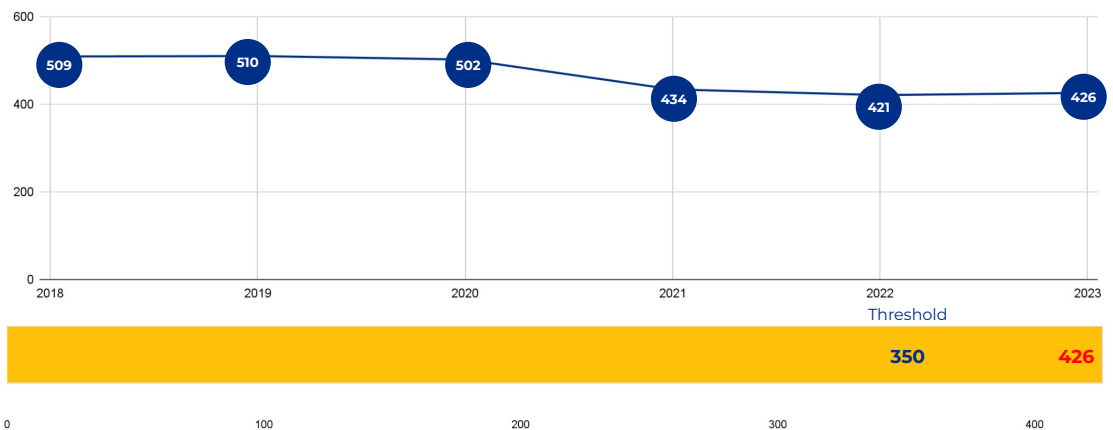


PRIMARY CRITERIA #1: 2022-23 ENROLLMENT

2023 Enrollment
426

Campus Type
ES

Enrollment Threshold
350



	2018	2019	2020	2021	2022	2023
Total Enrollment:	509	510	502	434	421	426

PRIMARY CRITERIA #2: FACILITY COST PER PUPIL

Cost Per Pupil
\$6,886

Threshold

\$8,464



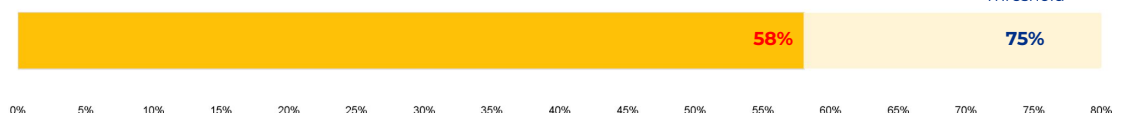
PRIMARY CRITERIA #3: 2022-23 FACILITY USE

Functional Capacity
737

Threshold

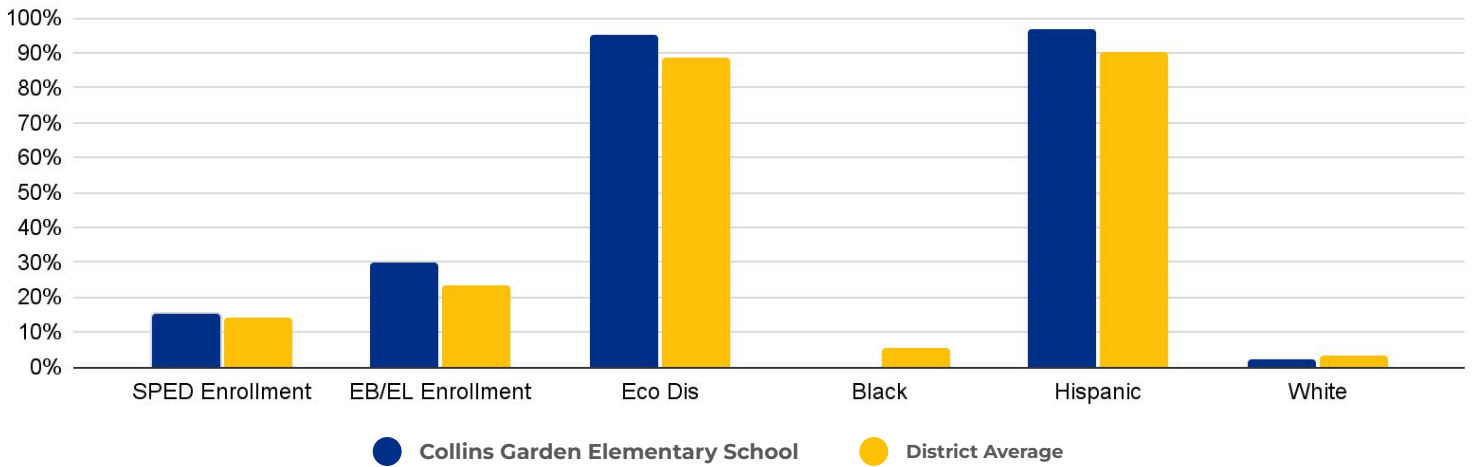
75%

Facility Usage
58%

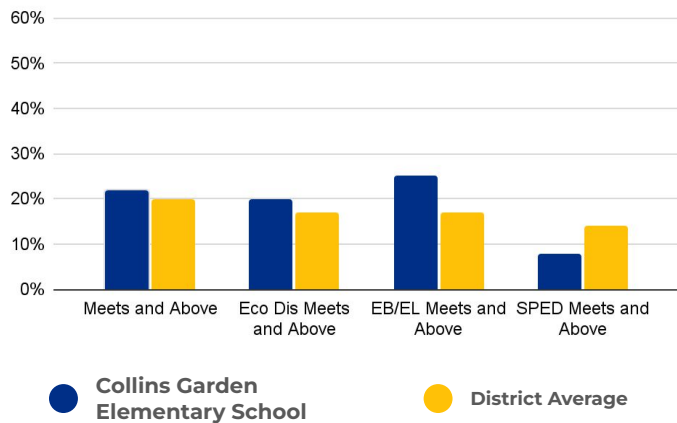


Collins Garden Elementary School

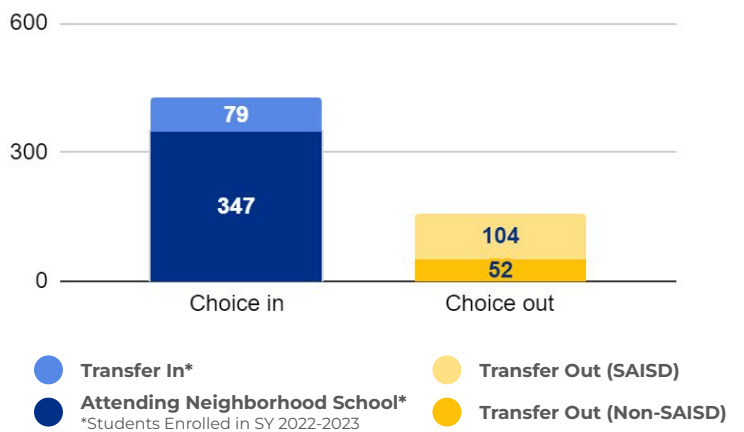
DEMOGRAPHICS



2022 ACADEMIC PERFORMANCE



2022-23 CHOICE IN / CHOICE OUT



BRIEF CRITERIA ANALYSIS

Collins Garden meets the primary criteria for facility use. In addition, the Collins Garden Facility was built in the early 20th century and will be difficult to bring up to date, even with total demolition. The grounds are not well suited for expanding the facility into a 21st century school. Some Bond 2020 funding dedicated to Collins Garden can be used to make limited improvements to receiving campuses, including Briscoe and Kelly at Lowell. All receiving facilities are in better condition than Collins Garden.

BENEFITS OF RIGHTSIZING

Rightsizing will lead to increased enrollment and additional resources. How those resources are used will be decided by the school's principal, staff and Campus Advisory Council. Rightsizing decisions will lead to early childhood services in every elementary school, fewer split grade levels or teaching assignments, more courses or full-time specialty teachers (art, music, AVID, etc), increased staff collaboration, additional student services (mental health, social work, academic intervention, etc), more robust dual language programs, greater access to extracurriculars, and increases to campus budgets for positions like library services, Family and Community Engagement Specialists, and instructional coaches.

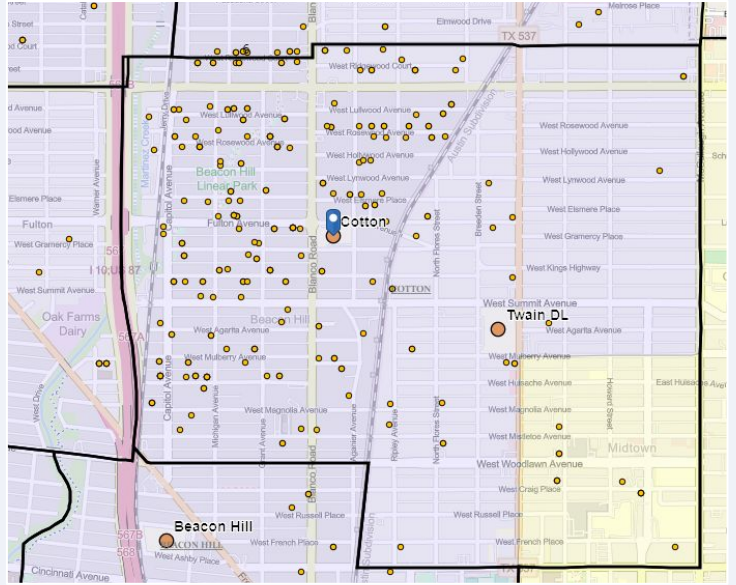
With Collins Garden closing to make fuller use of Briscoe, Kelly, and JT Brackenridge, more students and families will gain access to benefits such as:

- Higher-quality facilities;
- Enhanced mental health or social services;
- Increases to campus budgets for positions like library services, family engagement, and classroom instruction; and
- Additional fine arts opportunities in addition to music and art.

Cotton Academy

SCHOOL OVERVIEW

Location:	1616 Blanco Rd San Antonio, TX 78212
Grades:	PK-8
Enrollment:	480
Poverty Index:	23%
Trustee/SMD:	Martinez - District 6
HS Feeder Pattern:	Edison



Recommendation:

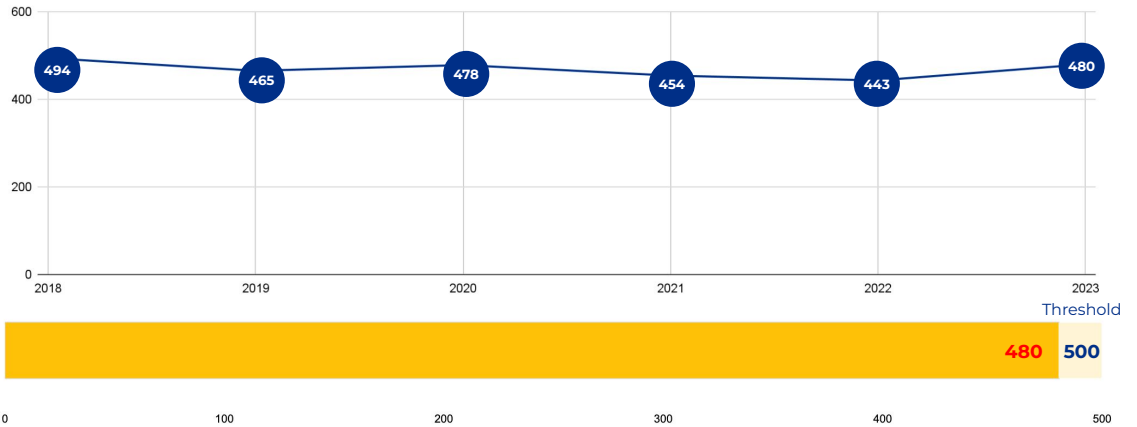
- Merge Beacon Hill Academy and Cotton Academy creating a single PK-08 school; students in grades PK-02 will attend Cotton at Beacon Hill and students in grades 03-08 will attend Cotton.

PRIMARY CRITERIA #1: 2022-23 ENROLLMENT

2023 Enrollment
480

Campus Type
Academy

Enrollment Threshold
500



	2018	2019	2020	2021	2022	2023
Total Enrollment:	494	465	478	454	443	480

PRIMARY CRITERIA #2: FACILITY COST PER PUPIL

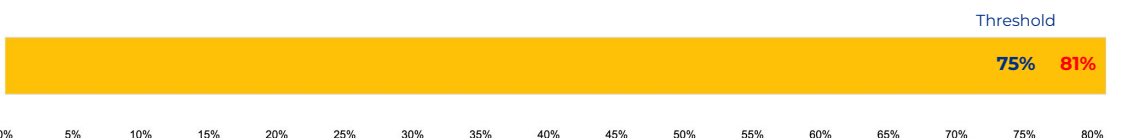
Cost Per Pupil
\$7,337



PRIMARY CRITERIA #3: 2022-23 FACILITY USE

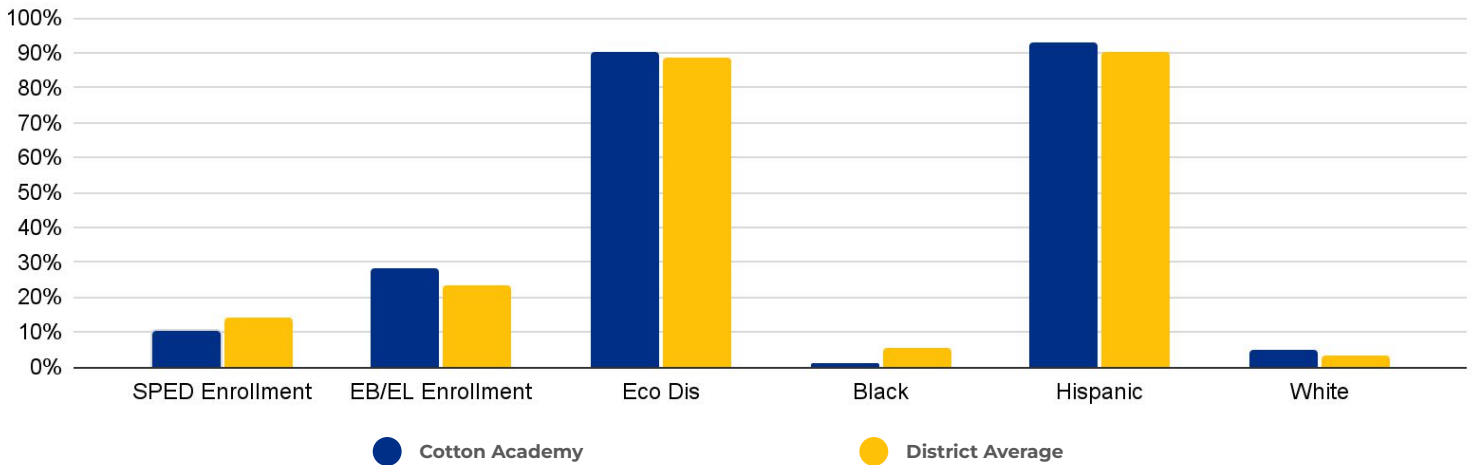
Functional Capacity
595

Facility Usage
81%

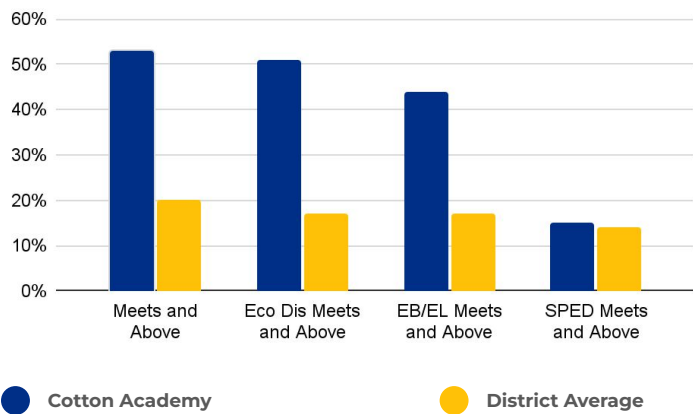


Cotton Academy

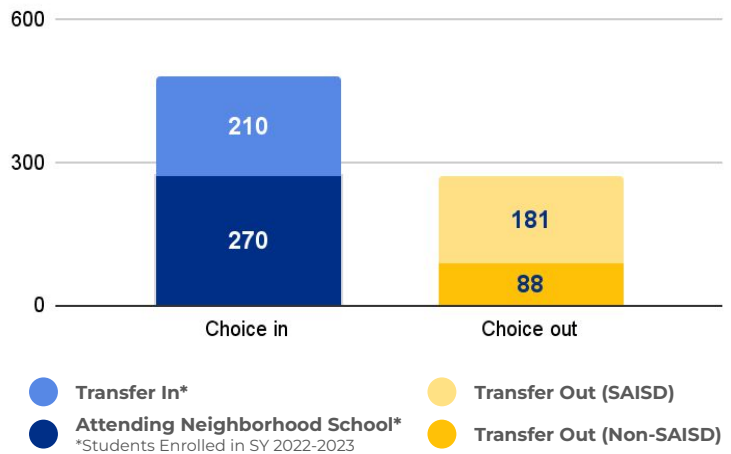
DEMOGRAPHICS



2022 ACADEMIC PERFORMANCE



2022-23 CHOICE IN / CHOICE OUT



BRIEF CRITERIA ANALYSIS

Cotton Academy met one of the primary criteria. It was close, but failed to exceed to the threshold of 500 students for being an under-enrolled Academy. By merging with Beacon Hill Academy, the two campuses will form a robust, well-resourced academy. As a facility, Cotton is better suited to serve the grades 3-8. As a result, it is projected that in 2024 there will be 500 students in grades 03-08 at the Cotton campus, and a total of 878 PK-8 students at Cotton Academy.

BENEFITS OF RIGHTSIZING

Rightsizing will lead to increased enrollment and additional resources. How those resources are used will be decided by the school’s principal, staff and Campus Advisory Council. Rightsizing decisions will lead to early childhood services in every elementary school, fewer split grade levels or teaching assignments, more courses or full-time specialty teachers (art, music, AVID, etc), increased staff collaboration, additional student services (mental health, social work, academic intervention, etc), more robust dual language programs, greater access to extracurriculars, and increases to campus budgets for positions like library services, Family and Community Engagement Specialists, and instructional coaches.

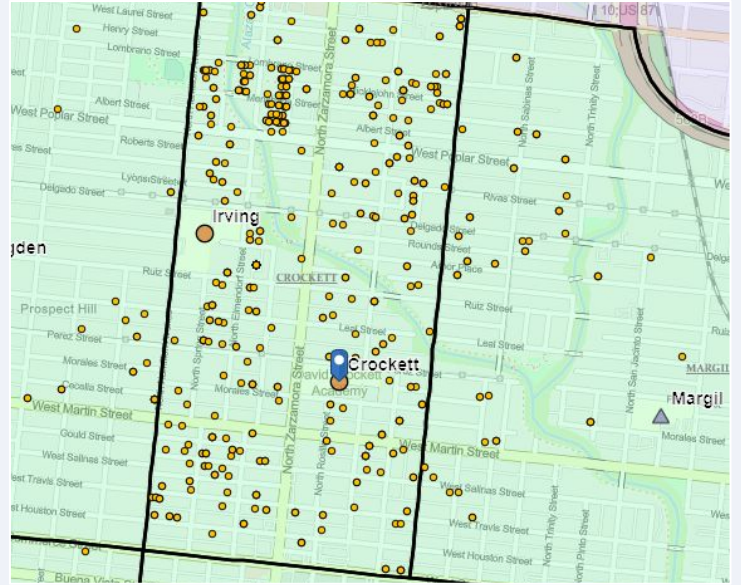
With Cotton and Beacon Hill merging, more students and families will gain access to:

- A more robust and sustainable dual language program from grades PK-08;
- On campus ALE special education instruction;
- Continued access to ASL instruction and enhanced fine arts opportunities for all students;
- Improved course offerings in grades 06-08 and full-time specialty teachers; and
- Increases to campus budgets that may allow for positions related to library services, family and community engagement, and instruction.

Crockett Academy

SCHOOL OVERVIEW

Location:	2215 Morales St San Antonio, TX 78207
Grades:	PK-8
Enrollment:	658
Poverty Index:	79%
Trustee/SMD:	Torres - District 5
HS Feeder Pattern:	Lanier
Recommendation:	<ul style="list-style-type: none"> Receive students from a closing elementary school (Ogden) to make fuller use of a neighborhood facility.

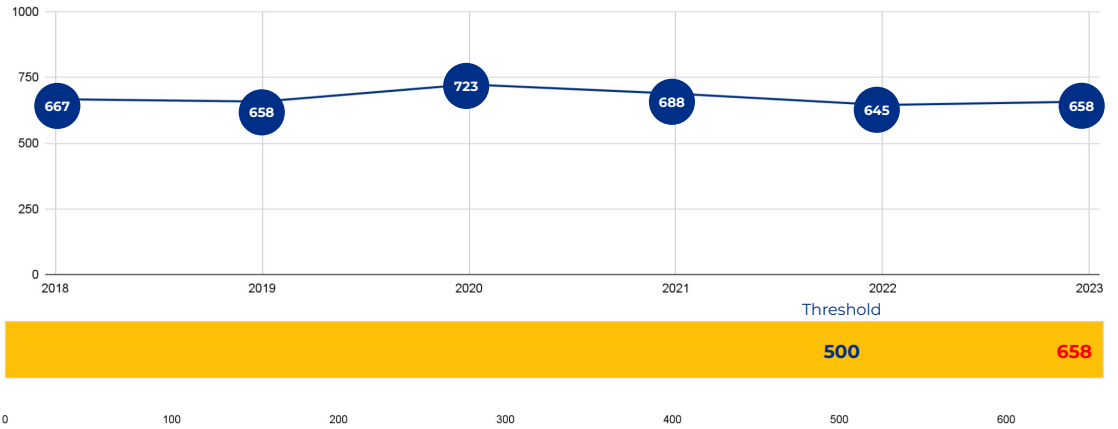


PRIMARY CRITERIA #1: 2022-23 ENROLLMENT

2023 Enrollment
658

Campus Type
Academy

Enrollment Threshold
500



	2018	2019	2020	2021	2022	2023
Total Enrollment:	667	658	723	688	645	658

PRIMARY CRITERIA #2: FACILITY COST PER PUPIL

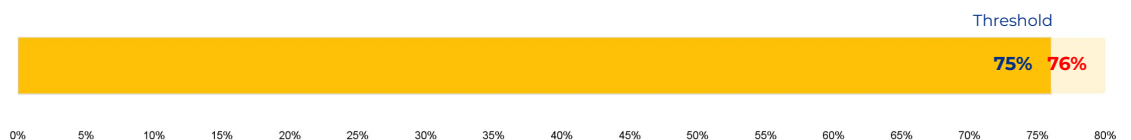
Cost Per Pupil
\$6,854



PRIMARY CRITERIA #3: 2022-23 FACILITY USE

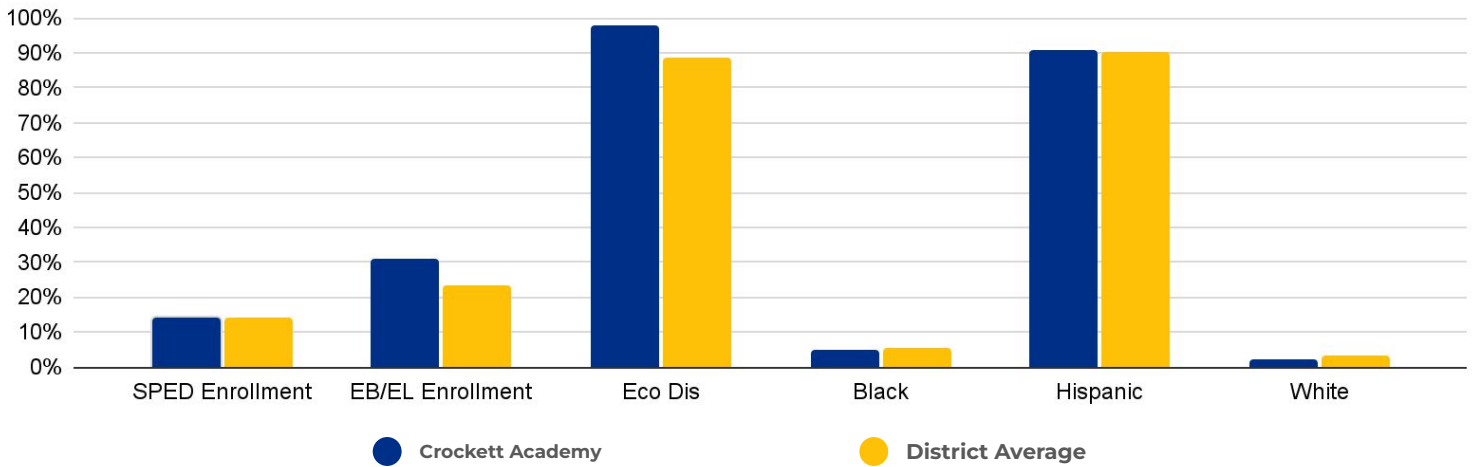
Functional Capacity
861

Facility Usage
76%

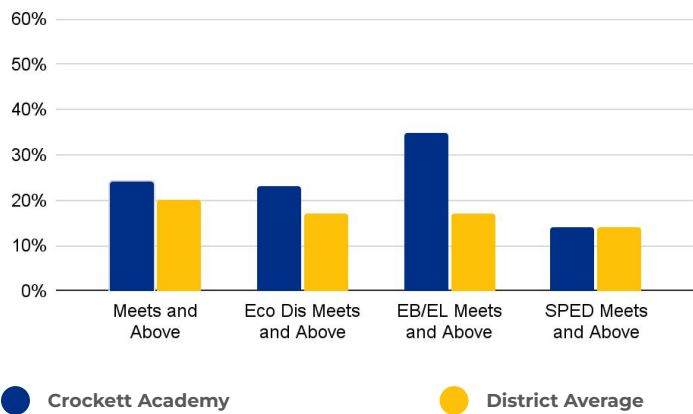


Crockett Academy

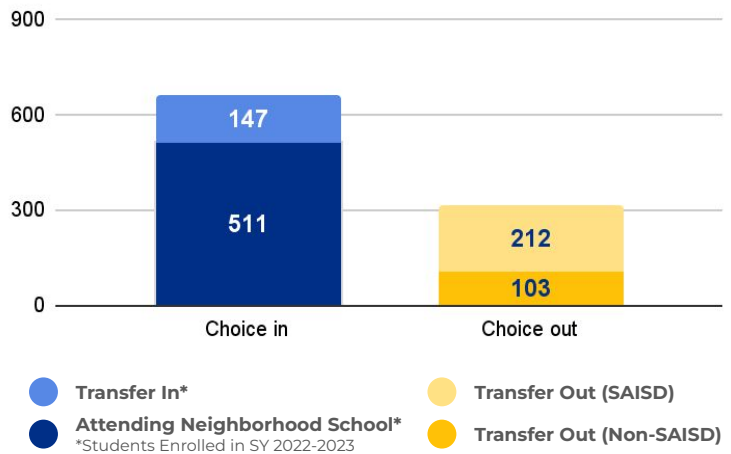
DEMOGRAPHICS



2022 ACADEMIC PERFORMANCE



2022-23 CHOICE IN / CHOICE OUT



BRIEF CRITERIA ANALYSIS

Crockett was above the threshold for enrollment, but still has space to accommodate students from other facilities to create a more fully-enrolled campus. As a result, it is projected there will be 866 PK-08 students at Crockett.

BENEFITS OF RIGHTSIZING

Rightsizing will lead to increased enrollment and additional resources. How those resources are used will be decided by the school's principal, staff and Campus Advisory Council. Rightsizing decisions will lead to early childhood services in every elementary school, fewer split grade levels or teaching assignments, more courses or full-time specialty teachers (art, music, AVID, etc), increased staff collaboration, additional student services (mental health, social work, academic intervention, etc), more robust dual language programs, greater access to extracurriculars, and increases to campus budgets for positions like library services, Family and Community Engagement Specialists, and instructional coaches.

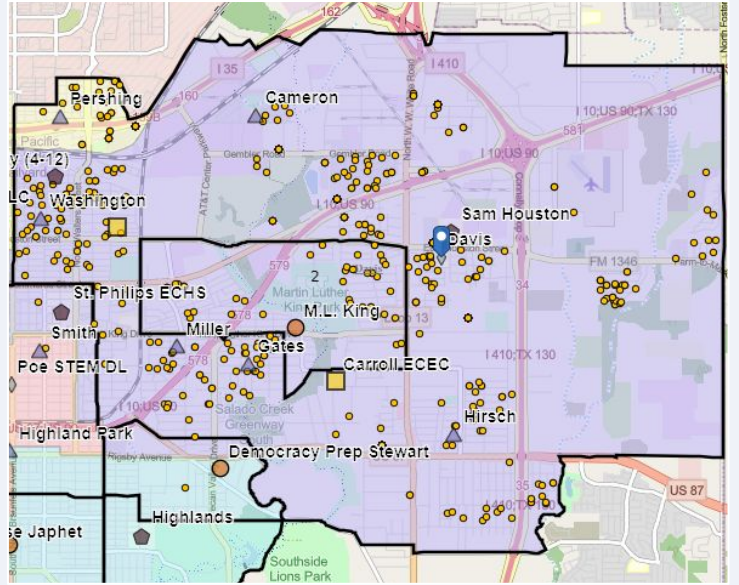
With Crockett receiving students from Ogden, more students and families will gain access to:

- ASL instruction;
- Full time music and art teachers;
- On-campus ALE and ECSE self-contained special education instruction;
- An additional CIS site coordinator; and
- A more robust, established, and sustainable dual language program from Pre-K to 8th grade.

Davis Middle School

SCHOOL OVERVIEW

Location:	4702 E Houston St San Antonio, TX 78220
Grades:	6-8
Enrollment:	548
Poverty Index:	69%
Trustee/SMD:	Sebastian - District 2
HS Feeder Pattern:	Sam Houston



Recommendation:

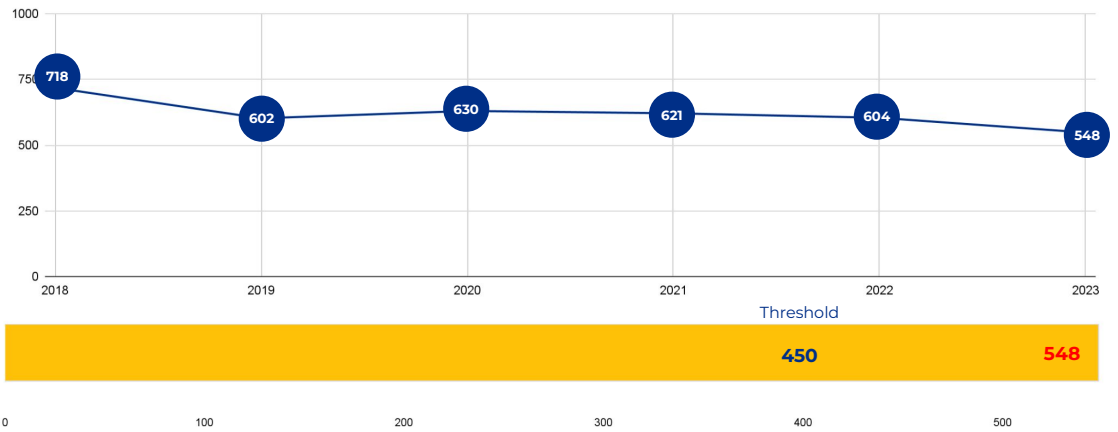
- Receive sixth grade students from Washington Elementary School to align grade configurations across SAISD elementaries and make fuller use of a neighborhood middle school.

PRIMARY CRITERIA #1: 2022-23 ENROLLMENT

2023 Enrollment
548

Campus Type
MS


Enrollment Threshold
450



	2018	2019	2020	2021	2022	2023
Total Enrollment:	718	602	630	621	604	548

PRIMARY CRITERIA #2: FACILITY COST PER PUPIL

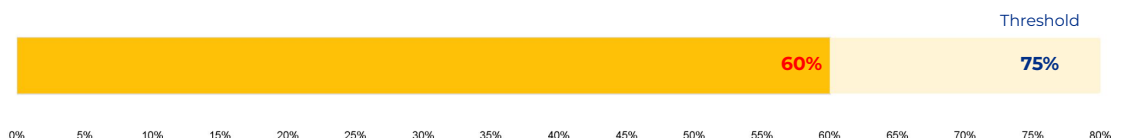
Cost Per Pupil
\$7,853



PRIMARY CRITERIA #3: 2022-23 FACILITY USE

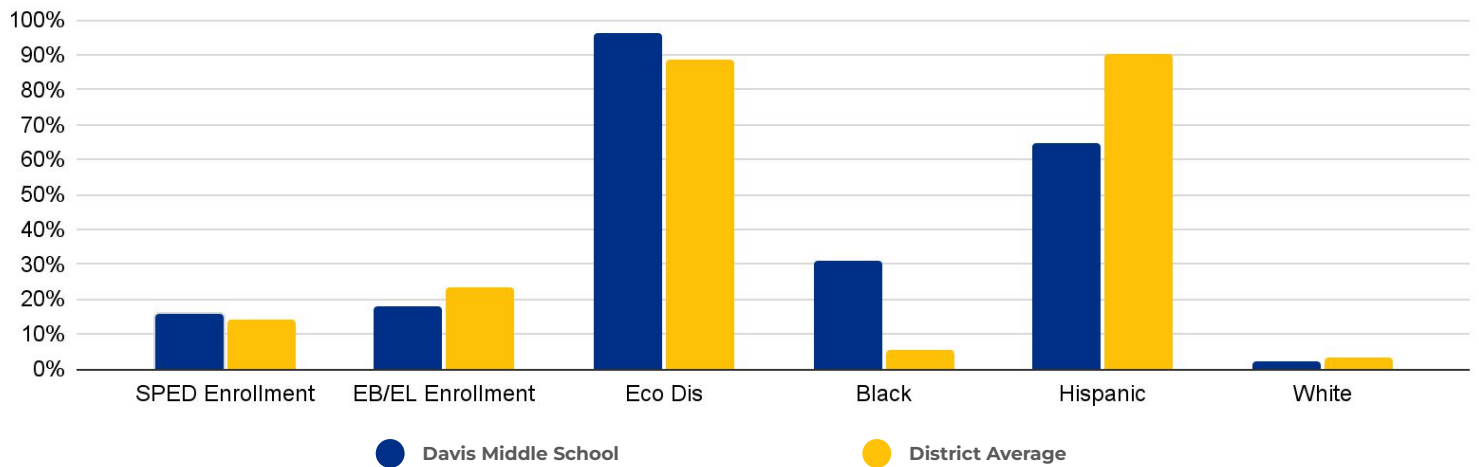
Functional Capacity
909

Facility Usage
60%

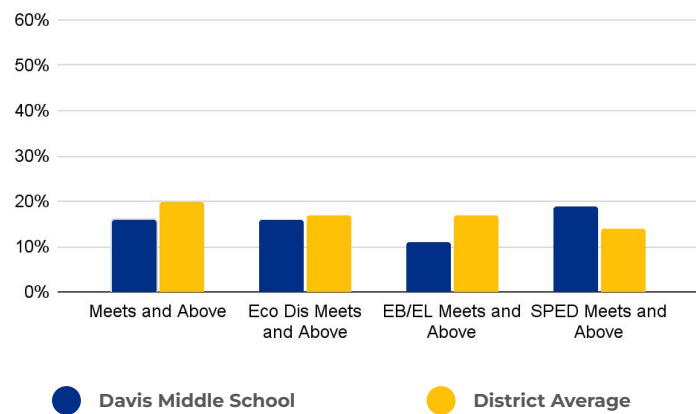


Davis Middle School

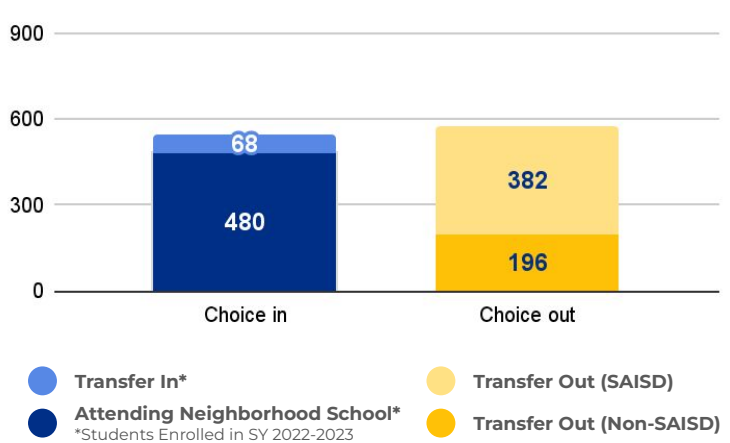
DEMOGRAPHICS



2022 ACADEMIC PERFORMANCE



2022-23 CHOICE IN / CHOICE OUT



BRIEF CRITERIA ANALYSIS

Davis MS is the only comprehensive middle school in the Sam Houston HS neighborhood and due to its grade configuration and distance from other schools did not have any natural partners for rightsizing. As a result, it is projected that in 2024 there will be 549 students at Davis Middle School.

BENEFITS OF RIGHTSIZING

Rightsizing will lead to increased enrollment and additional resources. How those resources are used will be decided by the school's principal, staff and Campus Advisory Council. Rightsizing decisions will lead to early childhood services in every elementary school, fewer split grade levels or teaching assignments, more courses or full-time specialty teachers (art, music, AVID, etc), increased staff collaboration, additional student services (mental health, social work, academic intervention, etc), more robust dual language programs, greater access to extracurriculars, and increases to campus budgets for positions like library services, Family and Community Engagement Specialists, and instructional coaches.

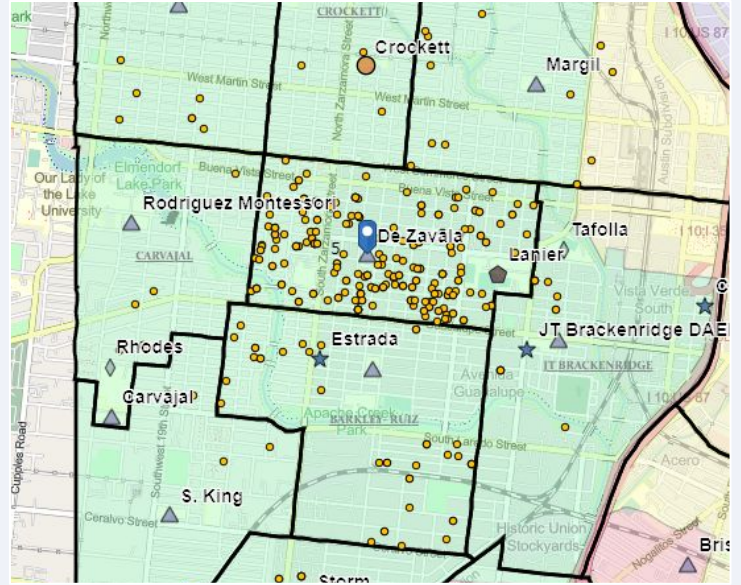
With Davis MS receiving sixth grade students from Washington ES, more students and families will gain access to:

- Middle school athletic programs;
- Specialized programming for those that need it, including ALE and BSC on campus;
- Additional band, choir, and theater programming;
- More sustainable dual language and ESL programs at Davis; and
- Individualized and campus-wide support for social, emotional, and academic development with services provided through the City Year program.

De Zavala Elementary School

SCHOOL OVERVIEW

Location:	2311 San Luis St San Antonio, TX 78207
Grades:	Head Start, K-5
Enrollment:	418
Poverty Index:	74%
Trustee/SMD:	Torres - District 5
HS Feeder Pattern:	Lanier
Recommendation:	<ul style="list-style-type: none"> No rightsizing-related actions make a significant impact on this school.

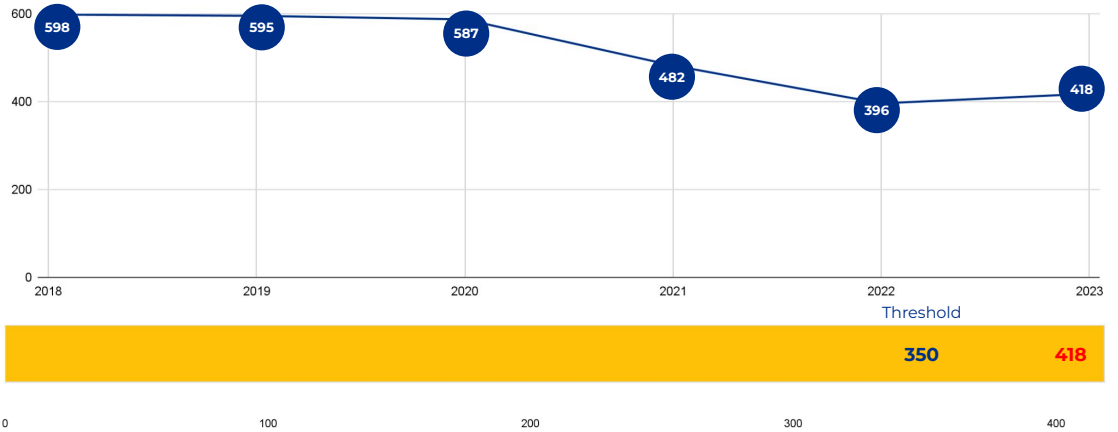


PRIMARY CRITERIA #1: 2022-23 ENROLLMENT

2023 Enrollment
418

Campus Type
ES

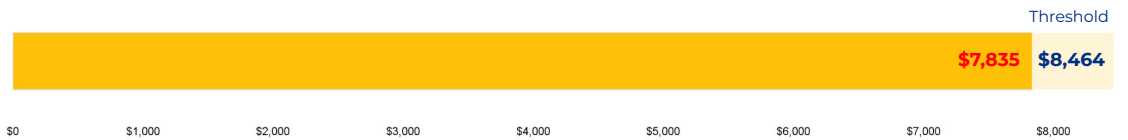
Enrollment Threshold
350



	2018	2019	2020	2021	2022	2023
Total Enrollment:	598	595	587	482	396	418

PRIMARY CRITERIA #2: FACILITY COST PER PUPIL

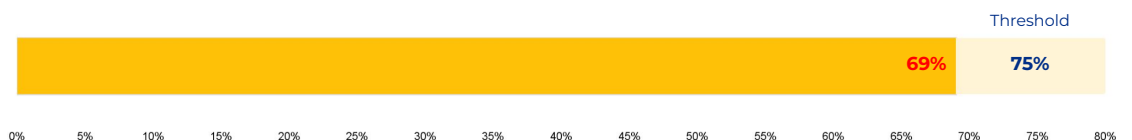
Cost Per Pupil
\$7,835



PRIMARY CRITERIA #3: 2022-23 FACILITY USE

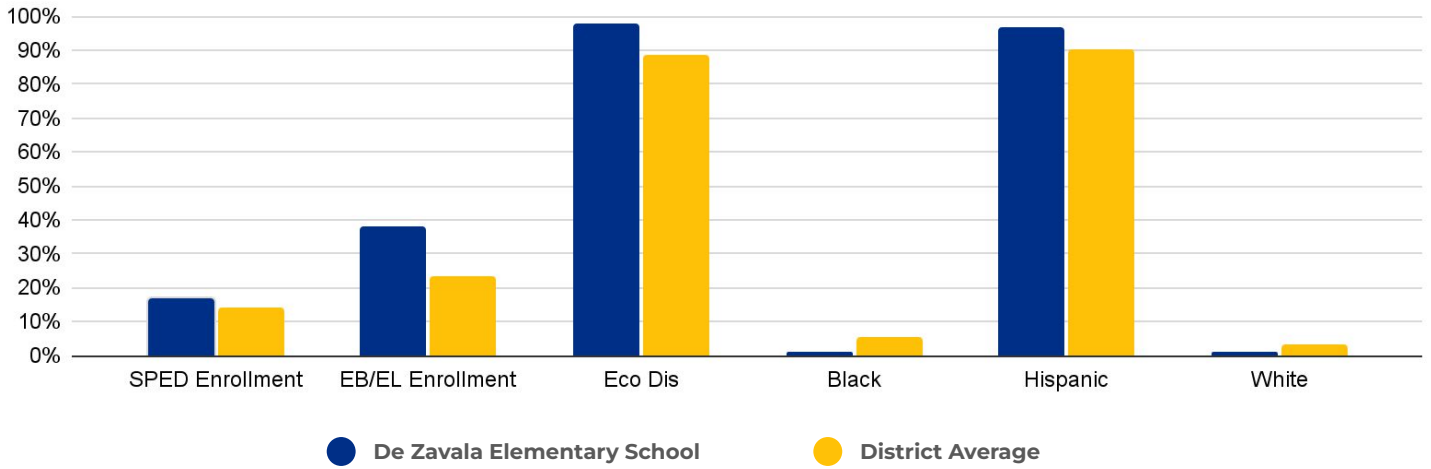
Functional Capacity
610

Facility Usage
69%

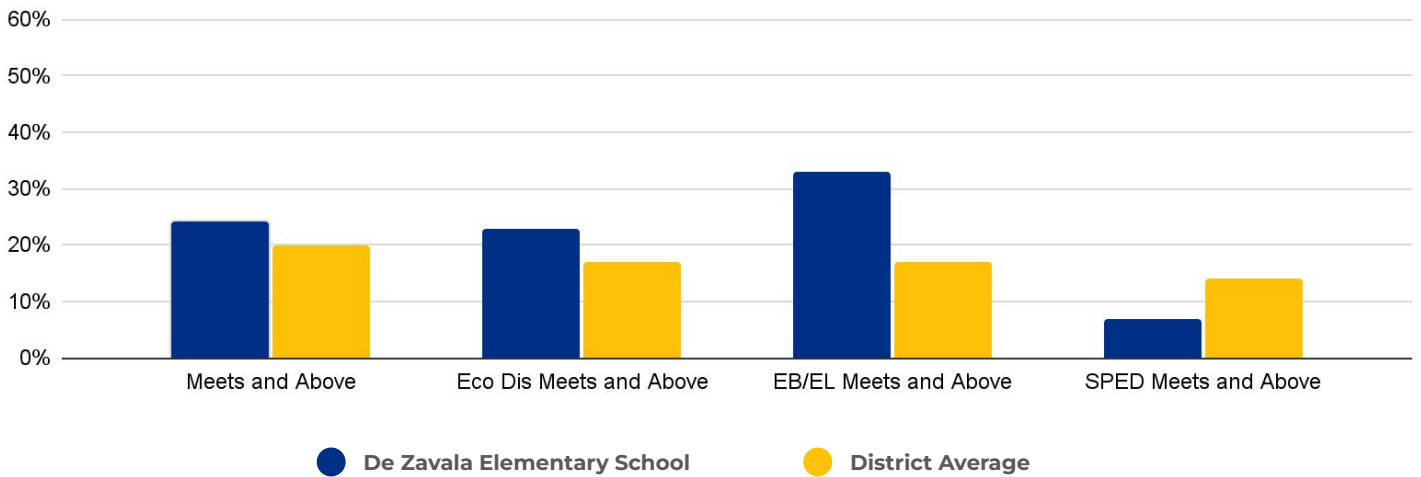


De Zavala Elementary School

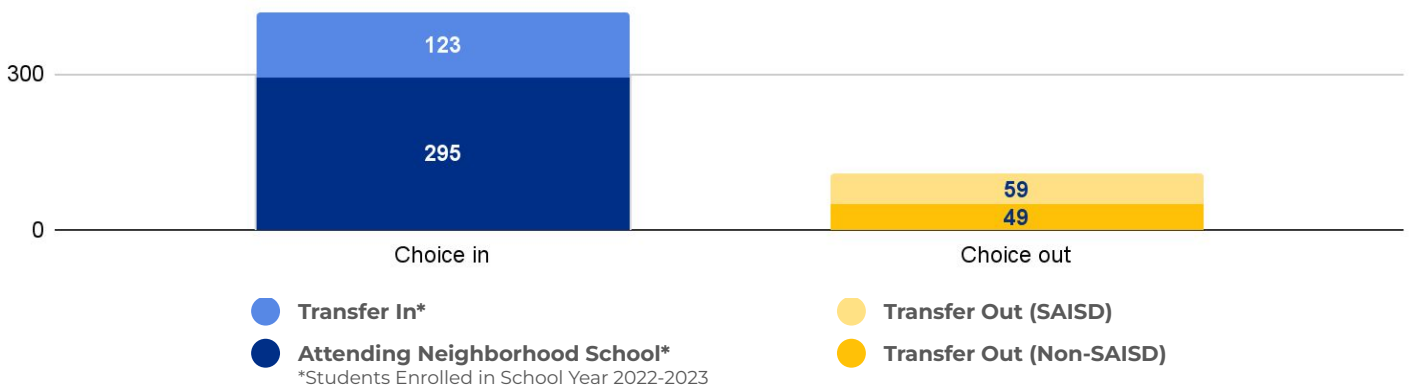
DEMOGRAPHICS



2022 ACADEMIC PERFORMANCE



2022-23 CHOICE IN / CHOICE OUT



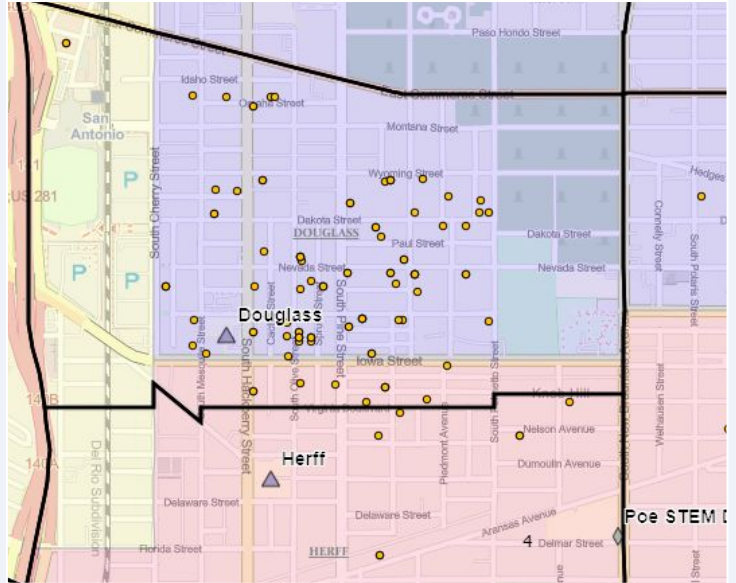
BRIEF CRITERIA ANALYSIS

The school does not have natural partners for rightsizing due to both distance and geographic barriers to the North and South. Schools in the region to the East and West could not accommodate students from De Zavala due to their available capacity not matching the size of De Zavala enrollment.

Douglass Elementary School

SCHOOL OVERVIEW

Location:	318 Martin Luther King Dr San Antonio, TX 78203
Grades:	PK-5
Enrollment:	158
Poverty Index:	51%
Trustee/SMD:	Sebastian - District 2
HS Feeder Pattern:	Brackenridge



Recommendation:

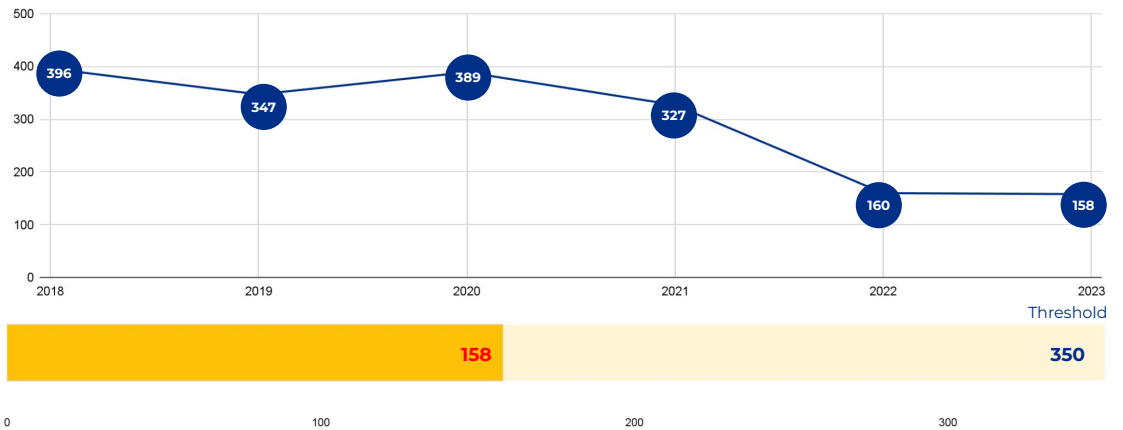
- Close this historically under-enrolled school to make fuller use of Herff; and repurpose the Douglass space for additional uses, such as professional development opportunities, and dedicate the building to commemorate the African American education experience in San Antonio.

PRIMARY CRITERIA #1: 2022-23 ENROLLMENT

2023 Enrollment
158

Campus Type
ES

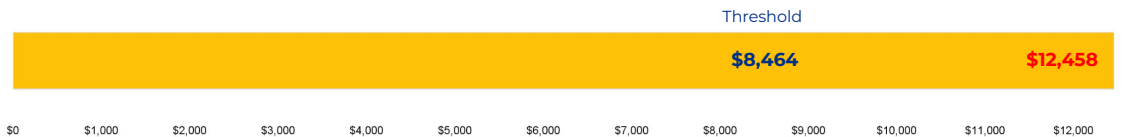
Enrollment Threshold
350



	2018	2019	2020	2021	2022	2023
Total Enrollment:	396	347	389	327	160	158

PRIMARY CRITERIA #2: FACILITY COST PER PUPIL

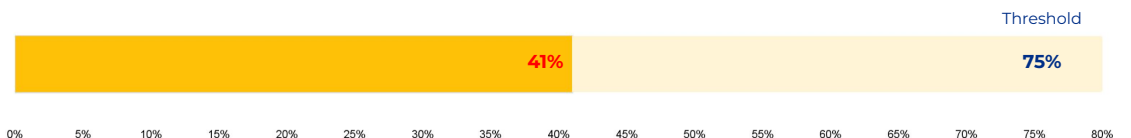
Cost Per Pupil
\$12,458



PRIMARY CRITERIA #3: 2022-23 FACILITY USE

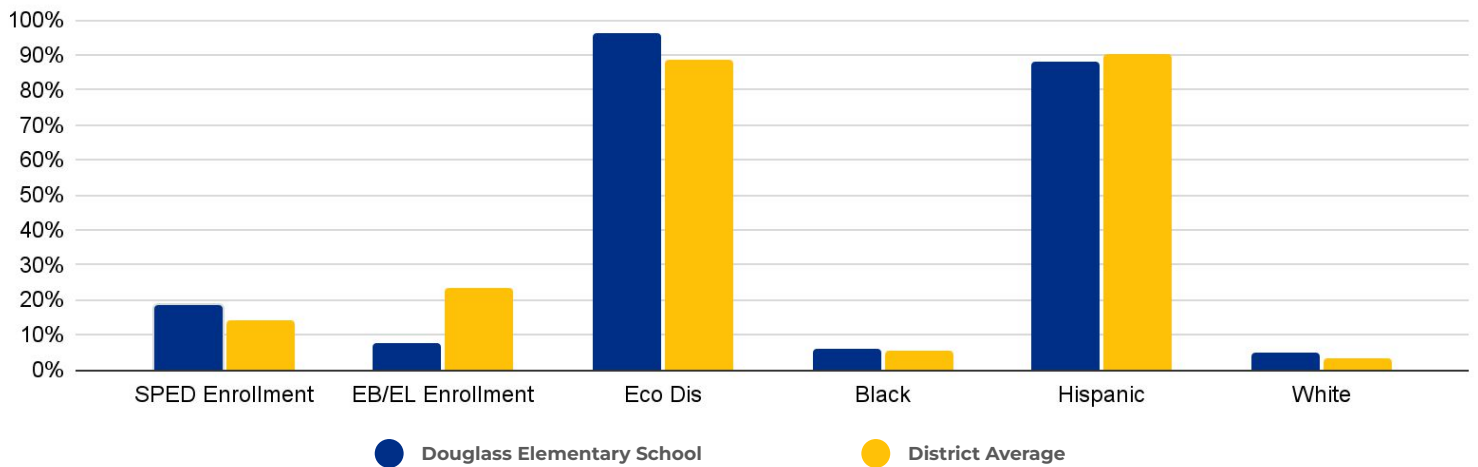
Functional Capacity
385

Facility Usage
41%

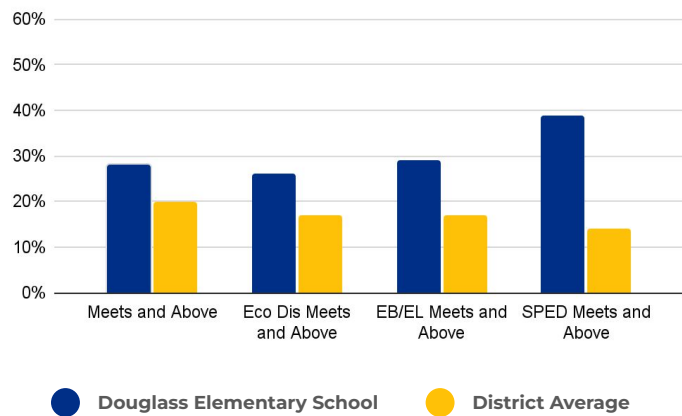


Douglass Elementary School

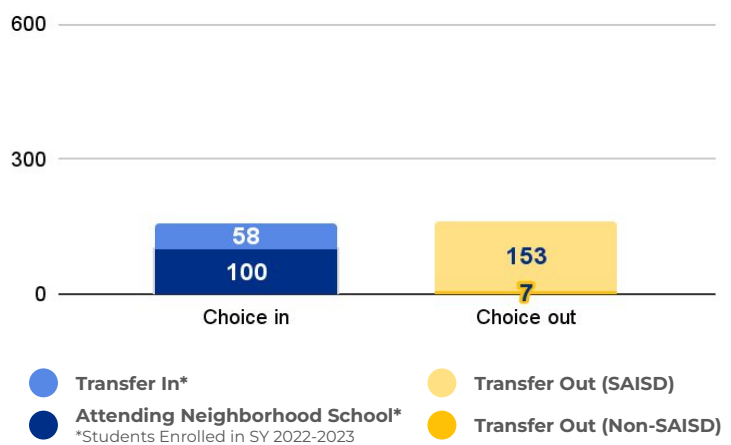
DEMOGRAPHICS



2022 ACADEMIC PERFORMANCE



2022-23 CHOICE IN / CHOICE OUT



BRIEF CRITERIA ANALYSIS

Douglass meets all three primary criteria. It is under-enrolled and enrollment has been declining. In addition, it is an underused, very small facility and has among the highest elementary costs per pupil in the District. Given their close proximity, and low and declining enrollment, Douglass and Herff are likely partners for a school consolidation. Herff is a larger facility on a larger plot of land. Additionally, Herff can accommodate additional parking and traffic circulation by removing existing, unused portable classroom buildings.

BENEFITS OF RIGHTSIZING

Rightsizing will lead to increased enrollment and additional resources. How those resources are used will be decided by the school's principal, staff and Campus Advisory Council. Rightsizing decisions will lead to early childhood services in every elementary school, fewer split grade levels or teaching assignments, more courses or full-time specialty teachers (art, music, AVID, etc), increased staff collaboration, additional student services (mental health, social work, academic intervention, etc), more robust dual language programs, greater access to extracurriculars, and increases to campus budgets for positions like library services, Family and Community Engagement Specialists, and instructional coaches.

With Herff receiving students from Douglass, more students and families will gain access to:

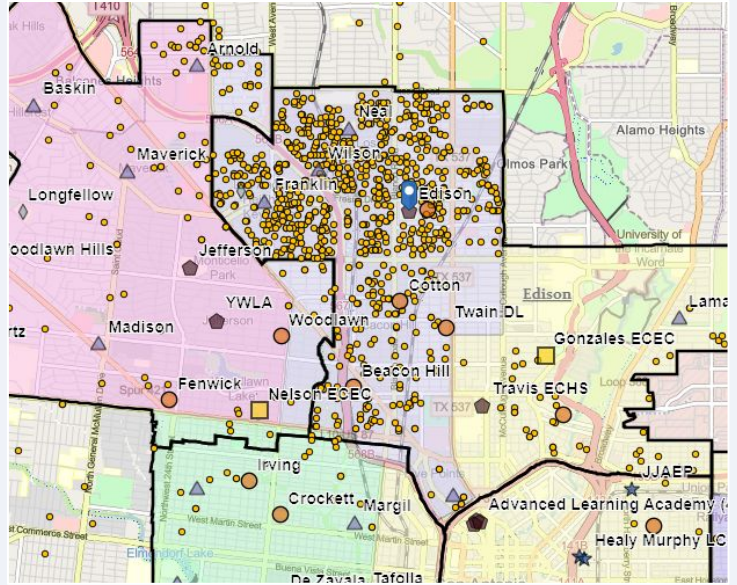
- Enhanced special education programming;
- Mariachi programming; and
- More robust and sustainable dual language programming for all students.

SAISD will pay particular attention to the legacy of the Douglass site and will work with community members to determine an appropriate future use for the facility.

Edison High School

SCHOOL OVERVIEW

Location:	701 Santa Monica St San Antonio, TX 78212
Grades:	9-12
Enrollment:	1,329
Poverty Index:	37%
Trustee/SMD:	Martinez - District 6
HS Feeder Pattern:	Edison



Recommendation:

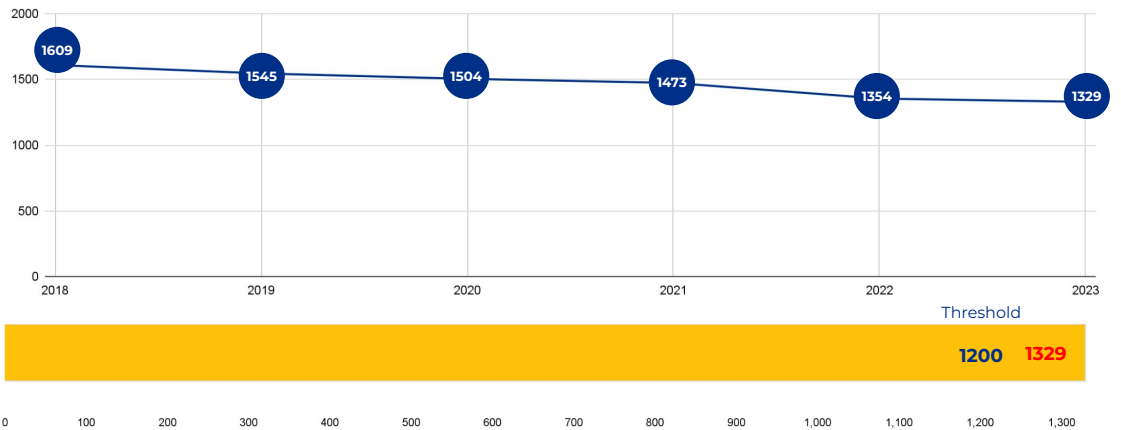
- Edison is a comprehensive high school. Therefore, no rightsizing-related actions make an immediate impact on this school.

PRIMARY CRITERIA #1: 2022-23 ENROLLMENT

2023 Enrollment
1,329

Campus Type
HS


Enrollment Threshold
1,200



	2018	2019	2020	2021	2022	2023
Total Enrollment:	1609	1545	1504	1473	1354	1329

PRIMARY CRITERIA #2: FACILITY COST PER PUPIL

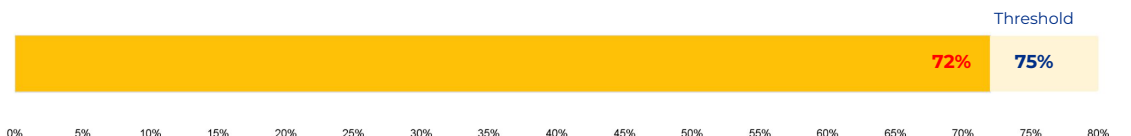
Cost Per Pupil
\$8,833



PRIMARY CRITERIA #3: 2022-23 FACILITY USE

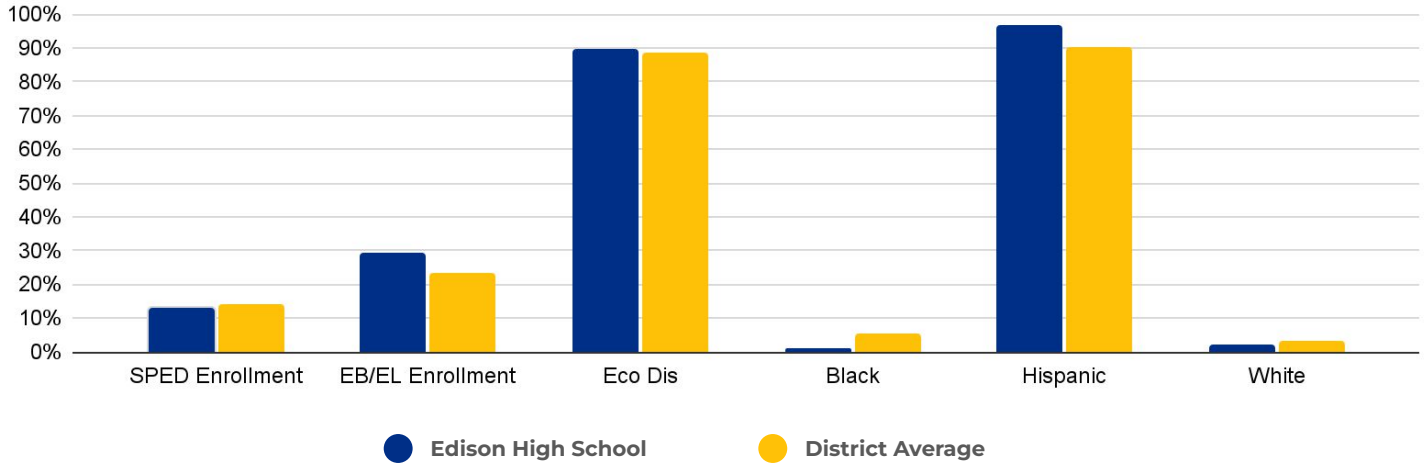
Functional Capacity
1,842

Facility Usage
72%

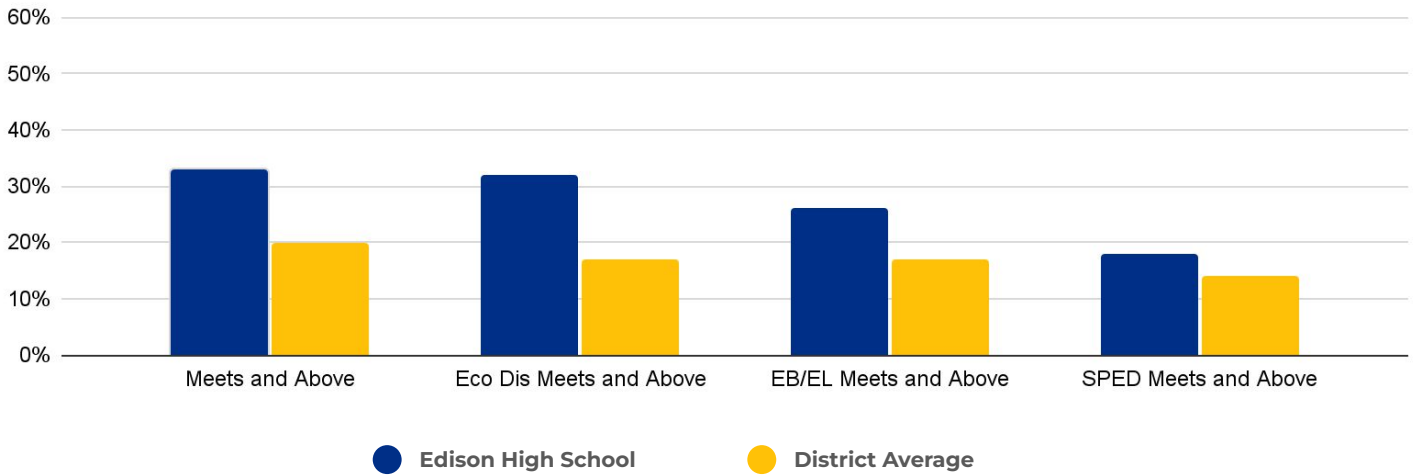


Edison High School

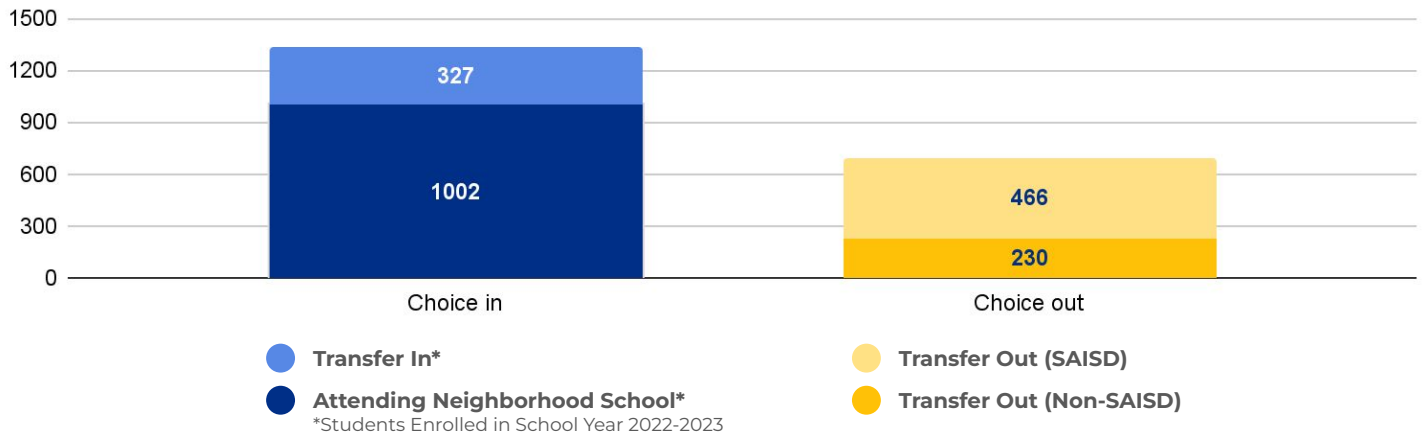
DEMOGRAPHICS



2022 ACADEMIC PERFORMANCE



2022-23 CHOICE IN / CHOICE OUT



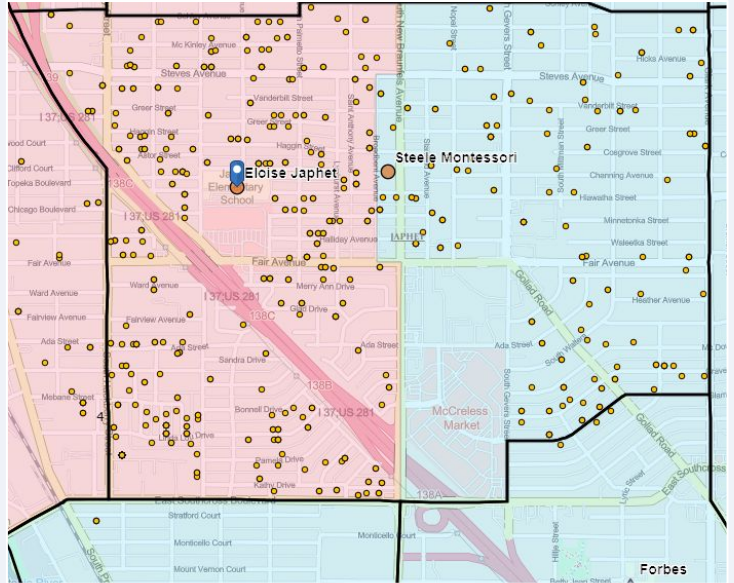
BRIEF CRITERIA ANALYSIS

As a comprehensive high school, Edison was not considered for rightsizing decisions.

Eloise Japhet Academy

SCHOOL OVERVIEW

Location:	314 Astor St San Antonio, TX 78210
Grades:	PK-8
Enrollment:	769
Poverty Index:	32%
Trustee/SMD:	Valdez - District 4
HS Feeder Pattern:	Brackenridge



Recommendation:

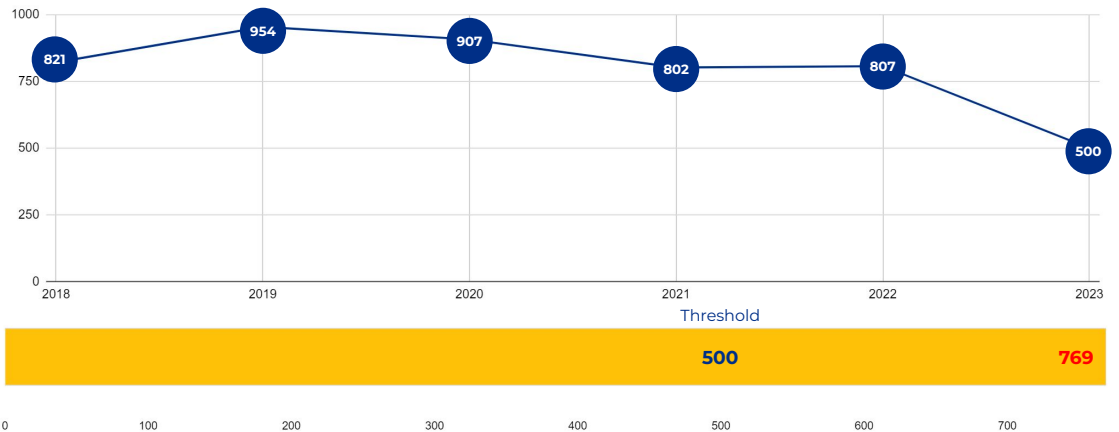
- Redesign as an elementary school to create a more fully resourced neighborhood PK-05 and make fuller use of one other neighborhood facility (Hot Wells).

PRIMARY CRITERIA #1: 2022-23 ENROLLMENT

2023 Enrollment
769

Campus Type
Academy

Enrollment Threshold
500



	2018	2019	2020	2021	2022	2023
Total Enrollment:	821	954	907	802	807	500

PRIMARY CRITERIA #2: FACILITY COST PER PUPIL

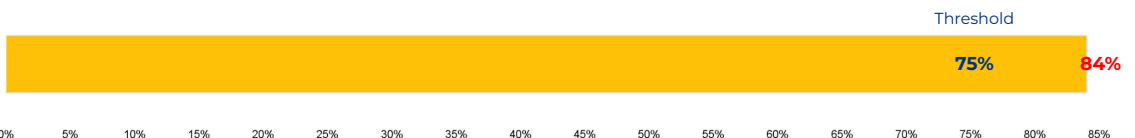
Cost Per Pupil
\$6,702



PRIMARY CRITERIA #3: 2022-23 FACILITY USE

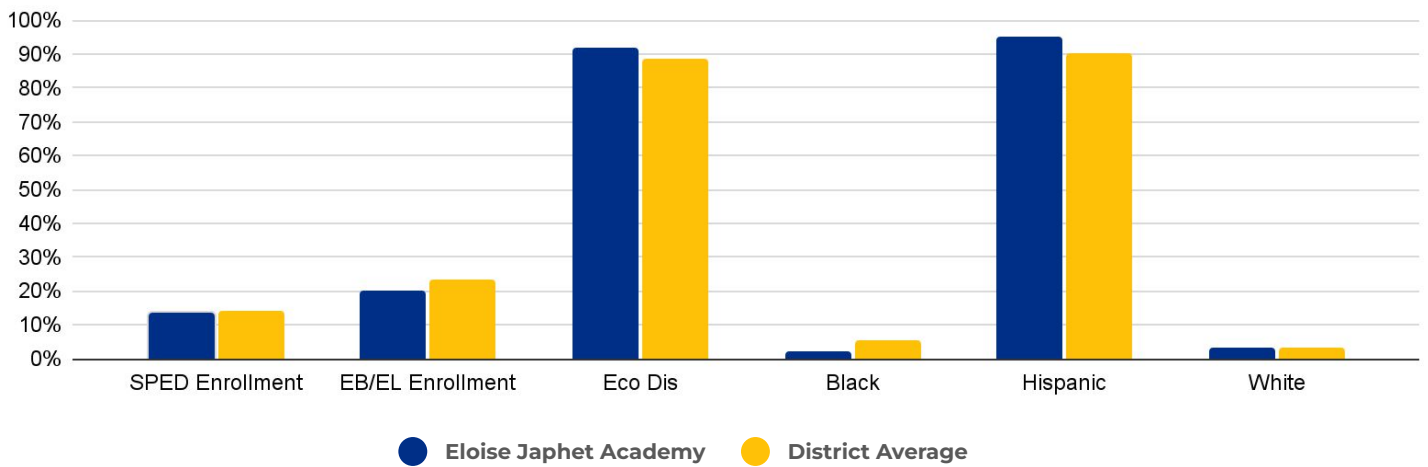
Functional Capacity
917

Facility Usage
84%

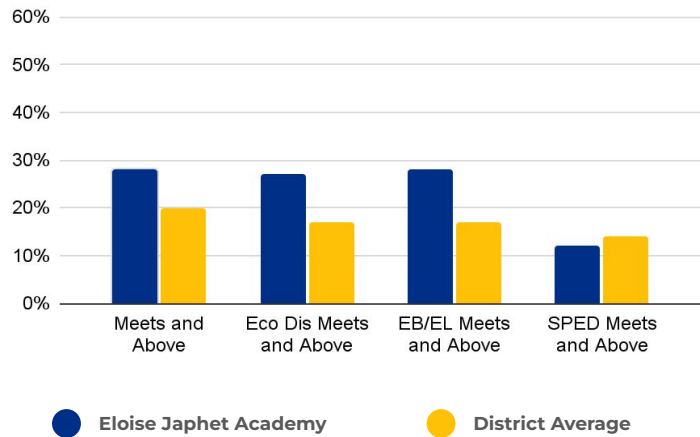


Eloise Japhet Academy

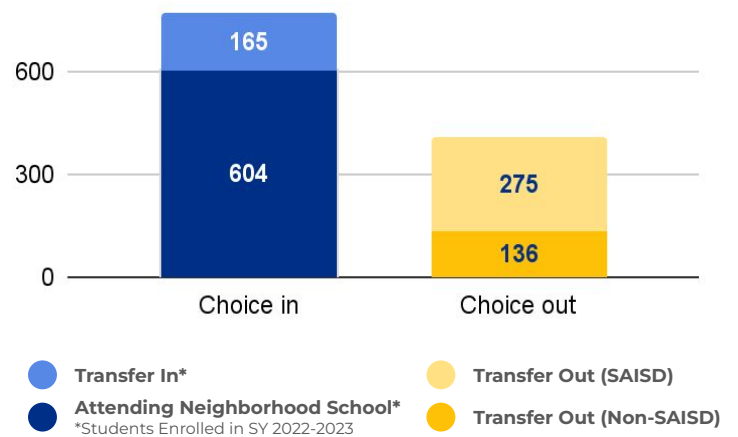
DEMOGRAPHICS



2022 ACADEMIC PERFORMANCE



2022-23 CHOICE IN / CHOICE OUT



BRIEF CRITERIA ANALYSIS

Japhet did not meet any of the primary criteria. The community expressed an interest in making the school a PK-5 elementary school instead of an academy, in part because the building is poorly suited to serve as a PK-08 academy. Japhet was fully constructed and renovated in Bond 2010. The facility was originally designed as an elementary school. It is projected that in 2024 there will be 982 students at Japhet.

BENEFITS OF RIGHTSIZING

Rightsizing will lead to increased enrollment and additional resources. How those resources are used will be decided by the school’s principal, staff and Campus Advisory Council. Rightsizing decisions will lead to early childhood services in every elementary school, fewer split grade levels or teaching assignments, more courses or full-time specialty teachers (art, music, AVID, etc), increased staff collaboration, additional student services (mental health, social work, academic intervention, etc), more robust dual language programs, greater access to extracurriculars, and increases to campus budgets for positions like library services, Family and Community Engagement Specialists, and instructional coaches.

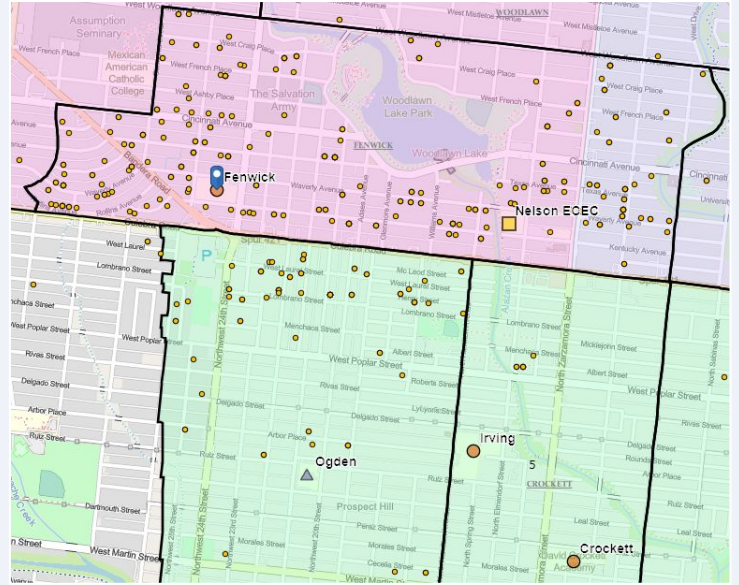
With Japhet receiving students from Highland Park and Riverside Park and redesigning as an elementary school, more students and families will gain access to:

- A more stable and robust dual language program;
- Full time art and music teachers in addition to their existing part time music and art teachers; and
- An additional CIS site coordinator.

Fenwick Academy

SCHOOL OVERVIEW

Location:	1930 Waverly Ave San Antonio, TX 78228
Grades:	PK-8
Enrollment:	502
Poverty Index:	35%
Trustee/SMD:	Garza - District 7
HS Feeder Pattern:	Jefferson
Recommendation:	<ul style="list-style-type: none"> Receive students from Odgen Elementary and Huppertz Elementary to create a more fully resourced neighborhood academy.

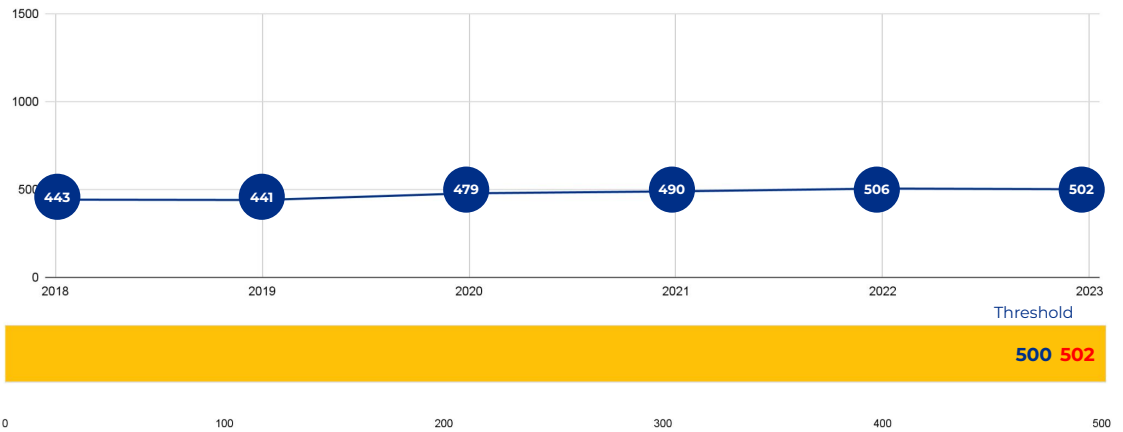


PRIMARY CRITERIA #1: 2022-23 ENROLLMENT

2023 Enrollment
502

Campus Type
Academy

Enrollment Threshold
500



	2018	2019	2020	2021	2022	2023
Total Enrollment:	443	441	479	490	506	502

PRIMARY CRITERIA #2: FACILITY COST PER PUPIL

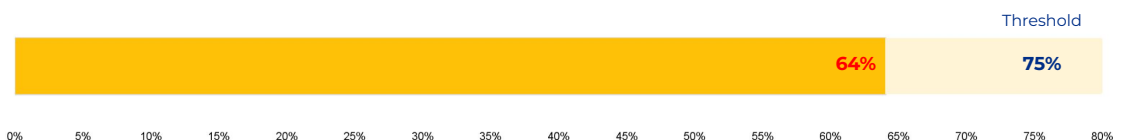
Cost Per Pupil
\$8,192



PRIMARY CRITERIA #3: 2022-23 FACILITY USE

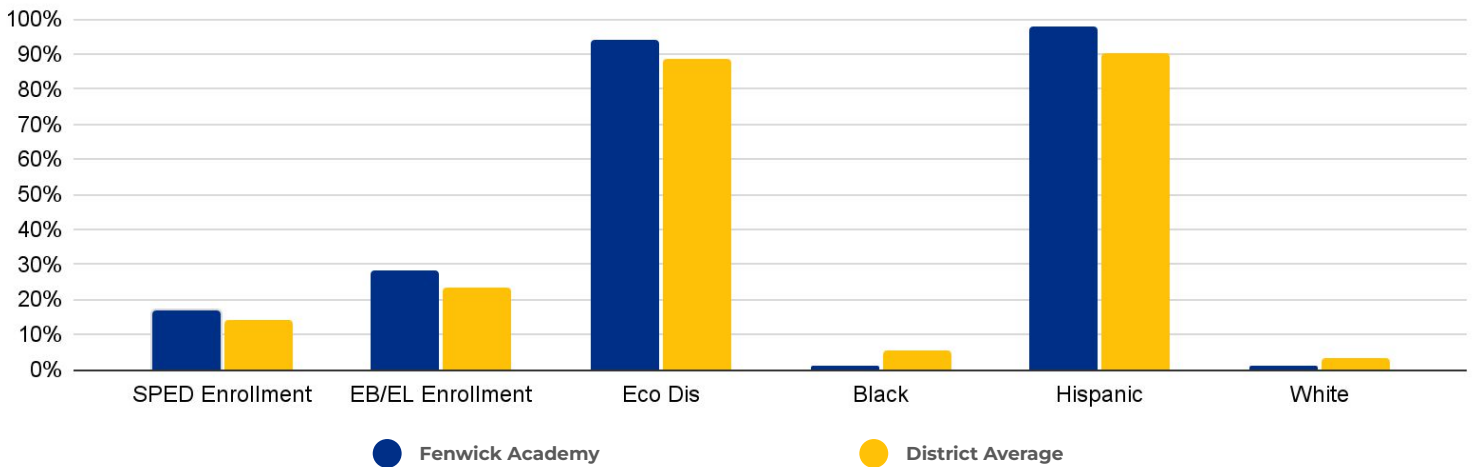
Functional Capacity
789

Facility Usage
64%

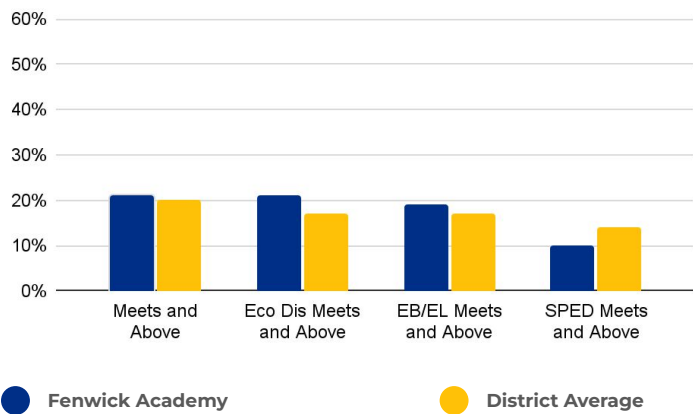


Fenwick Academy

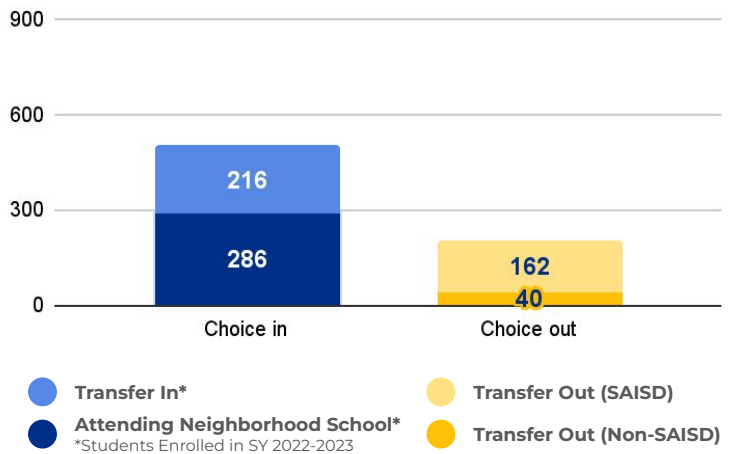
DEMOGRAPHICS



2022 ACADEMIC PERFORMANCE



2022-23 CHOICE IN / CHOICE OUT



BRIEF CRITERIA ANALYSIS

Fenwick only meets one of the primary criteria, facility use. Fenwick has more favorable Choice In / Choice Out numbers than other potential candidates for rightsizing in the neighborhood, including Ogden. Fenwick will receive students from Huppertz Elementary to ensure that current Huppertz students receive continuity of International Baccalaureate programming. It is projected that in 2024 there will be 837 students at Fenwick Academy.

BENEFITS OF RIGHTSIZING

Rightsizing will lead to increased enrollment and additional resources. How those resources are used will be decided by the school’s principal, staff and Campus Advisory Council. Rightsizing decisions will lead to early childhood services in every elementary school, fewer split grade levels or teaching assignments, more courses or full-time specialty teachers (art, music, AVID, etc), increased staff collaboration, additional student services (mental health, social work, academic intervention, etc), more robust dual language programs, greater access to extracurriculars, and increases to campus budgets for positions like library services, Family and Community Engagement Specialists, and instructional coaches.

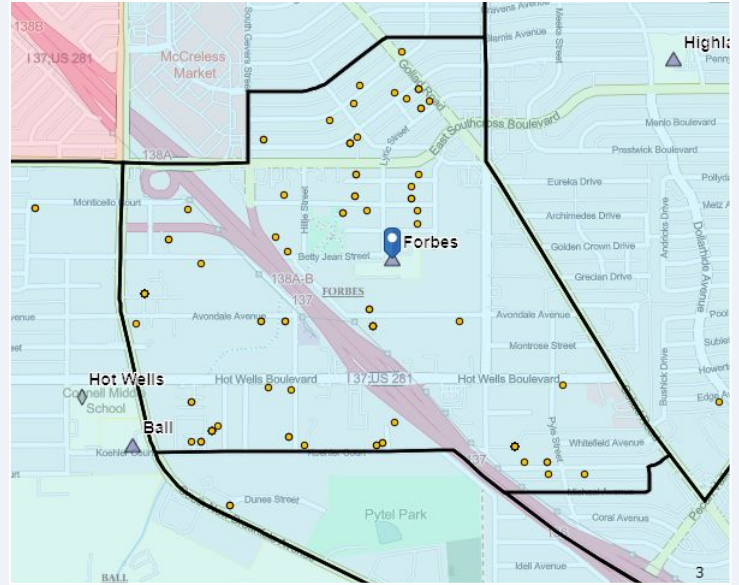
With Fenwick receiving students from Ogden and Huppertz, more students and families will gain access to:

- ASL instruction;
- Full time music and art teachers;
- On-campus ALE instruction;
- Access to International Baccalaureate programming to support the development of global citizenship and academic excellence.

Forbes Elementary School

SCHOOL OVERVIEW

Location:	2630 Sally Gay Dr San Antonio, TX 78223
Grades:	PK-5
Enrollment:	158
Poverty Index:	51%
Trustee/SMD:	Ozuna - District 3
HS Feeder Pattern:	Highlands



Recommendation:

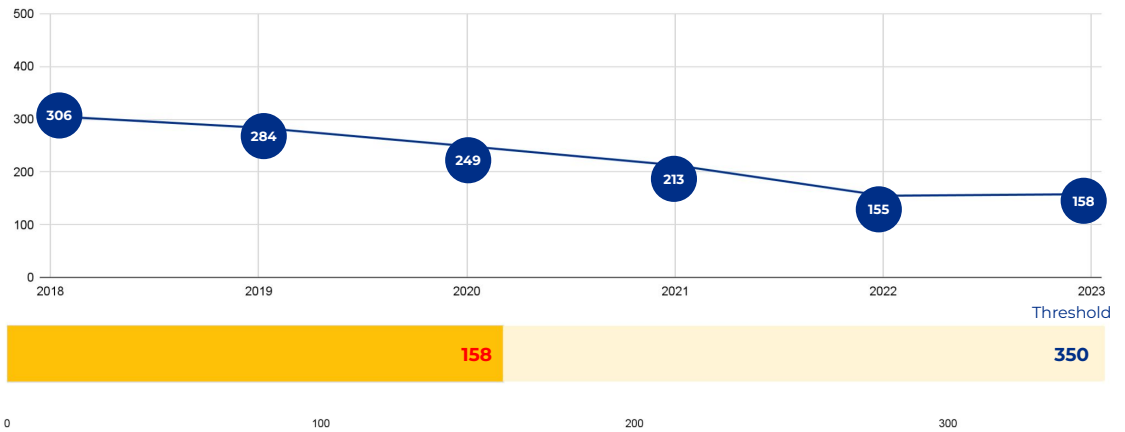
- Close this historically under-enrolled school to make fuller use of two other neighborhood facilities (Highland Hills, Ball).

PRIMARY CRITERIA #1: 2022-23 ENROLLMENT

2023 Enrollment
158

Campus Type
ES

Enrollment Threshold
350



	2018	2019	2020	2021	2022	2023
Total Enrollment:	306	284	249	213	155	158

PRIMARY CRITERIA #2: FACILITY COST PER PUPIL

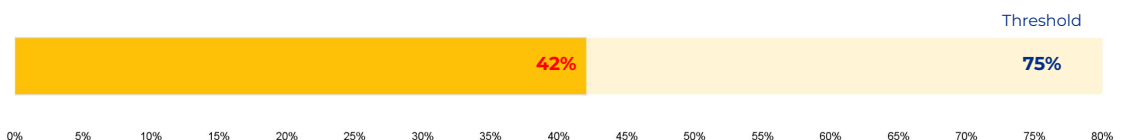
Cost Per Pupil
\$12,178



PRIMARY CRITERIA #3: 2022-23 FACILITY USE

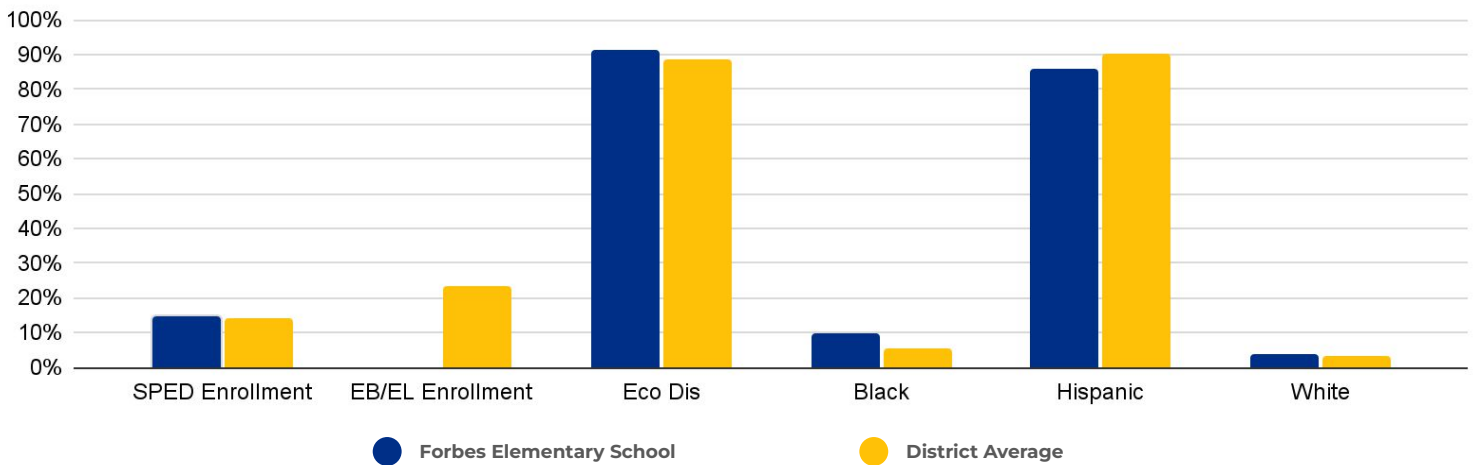
Functional Capacity
380

Facility Usage
42%

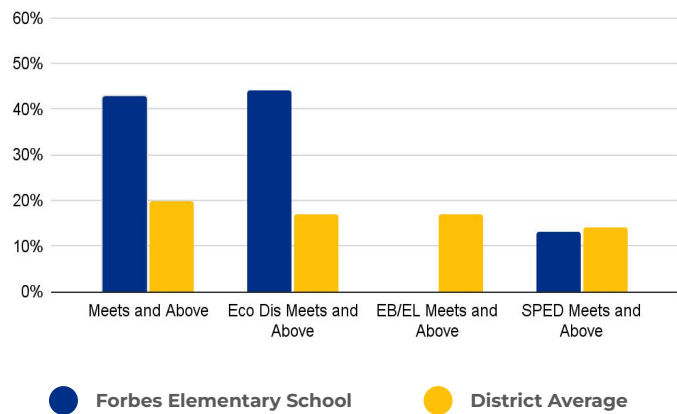


Forbes Elementary School

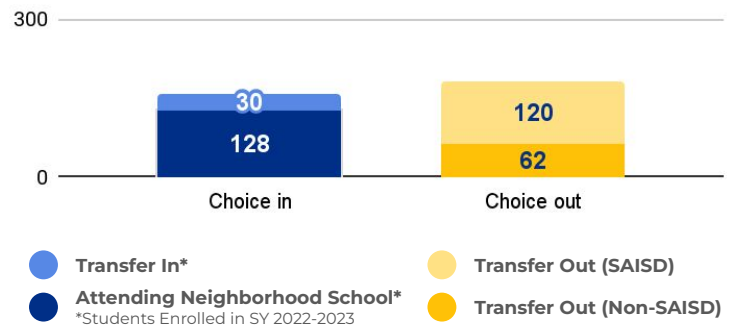
DEMOGRAPHICS



2022 ACADEMIC PERFORMANCE



2022-23 CHOICE IN / CHOICE OUT



BRIEF CRITERIA ANALYSIS

Forbes exceeds all three primary criteria. It is among the lowest enrolled and most underused facilities in the District. In addition, Forbes has among the highest rates of families choosing to leave to other schools in the district. The receiving school, Highland Hills will receive major renovations and an addition under Bond 2020. The Forbes student body is small enough to move into Highland Hills even when the construction project is underway. Highland Hills will receive students from other campuses upon completion of the construction project.

BENEFITS OF RIGHTSIZING

Rightsizing will lead to increased enrollment and additional resources. How those resources are used will be decided by the school's principal, staff and Campus Advisory Council. Rightsizing decisions will lead to early childhood services in every elementary school, fewer split grade levels or teaching assignments, more courses or full-time specialty teachers (art, music, AVID, etc), increased staff collaboration, additional student services (mental health, social work, academic intervention, etc), more robust dual language programs, greater access to extracurriculars, and increases to campus budgets for positions like library services, Family and Community Engagement Specialists, and instructional coaches.

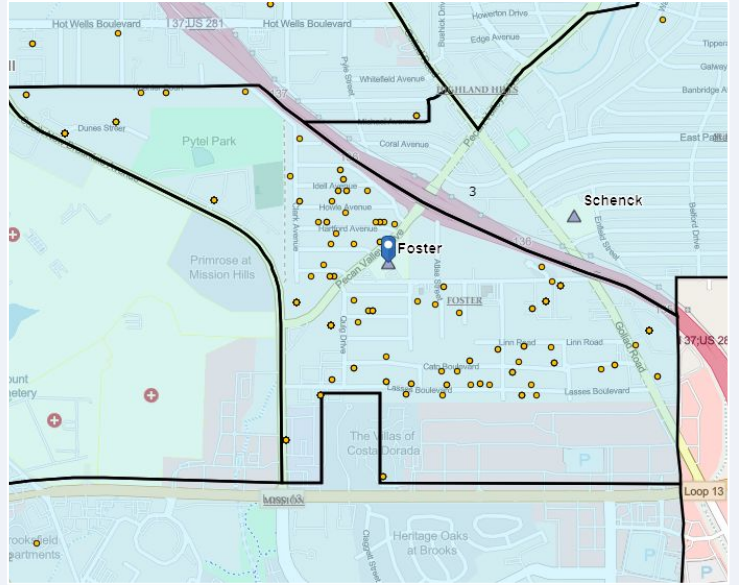
With Highland Hills and Ball receiving students from Forbes, more students and families will gain access to:

- A robust dual language program;
- Access to PK services;
- Enhanced mental health and social services; and
- Full-time music and art teachers.

Foster Elementary School

SCHOOL OVERVIEW

Location:	6718 Pecan Valley Dr San Antonio, TX 78223
Grades:	Head Start, K-5
Enrollment:	369
Poverty Index:	65%
Trustee/SMD:	Ozuna - District 3
HS Feeder Pattern:	Highlands



Recommendation:

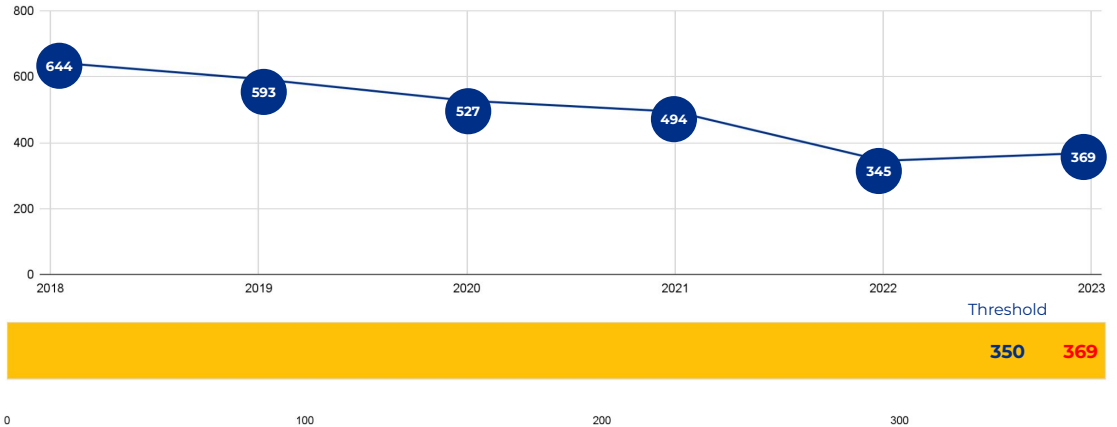
- Close this historically under-enrolled school to make fuller use three other neighborhood facilities. Due to Bond 2020 renovations, this recommendation will take effect for the 2025-2026 school year.

PRIMARY CRITERIA #1: 2022-23 ENROLLMENT

2023 Enrollment
369

Campus Type
ES

Enrollment Threshold
350



	2018	2019	2020	2021	2022	2023
Total Enrollment:	644	593	527	494	345	369

PRIMARY CRITERIA #2: FACILITY COST PER PUPIL

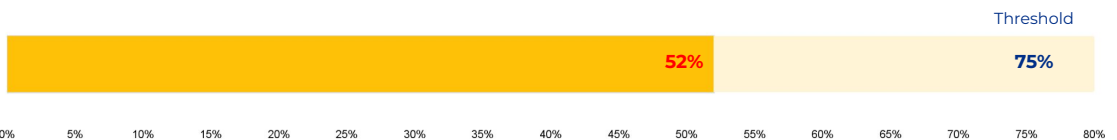
Cost Per Pupil
\$6,723



PRIMARY CRITERIA #3: 2022-23 FACILITY USE

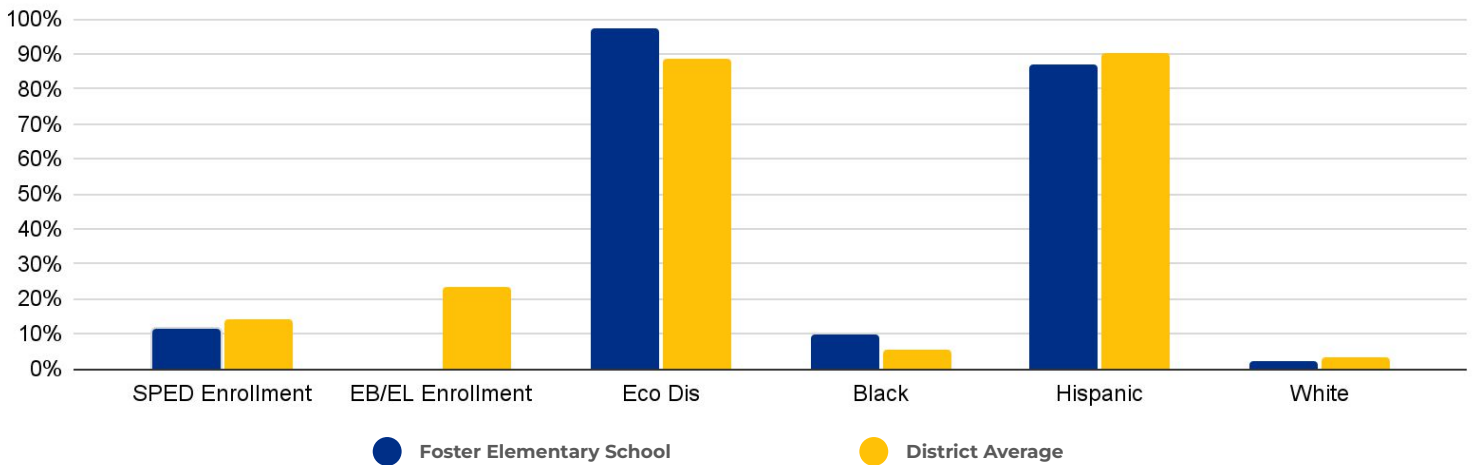
Functional Capacity
707

Facility Usage
52%

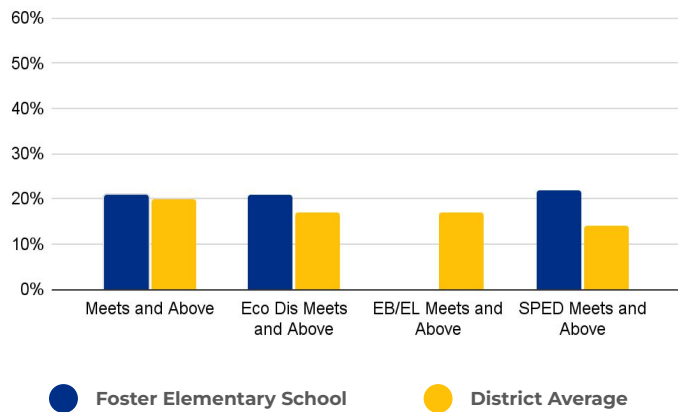


Foster Elementary School

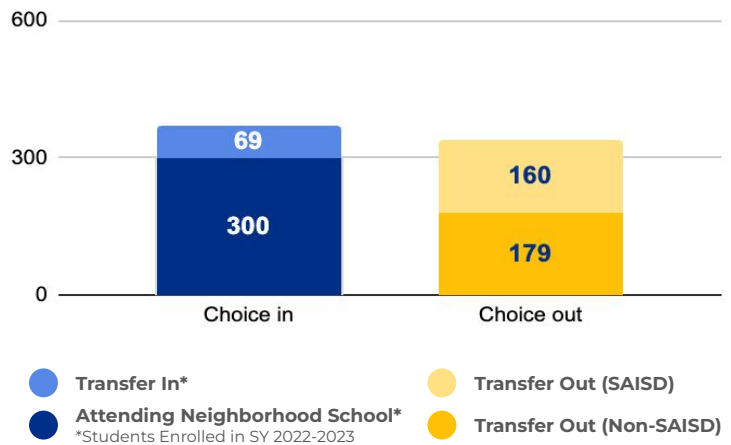
DEMOGRAPHICS



ACADEMIC PERFORMANCE



2022-23 CHOICE IN / CHOICE OUT



BRIEF CRITERIA ANALYSIS

Foster meets one of the primary criteria because it does not make adequate use of its space. In addition, the school's enrollment is declining and it has significantly higher choice out than choice in. As facilities, Highland Hills, Ball, and Schenck are all in better condition and therefore more suitable to receive students.

BENEFITS OF RIGHTSIZING

Rightsizing will lead to increased enrollment and additional resources. How those resources are used will be decided by the school's principal, staff and Campus Advisory Council. Rightsizing decisions will lead to early childhood services in every elementary school, fewer split grade levels or teaching assignments, more courses or full-time specialty teachers (art, music, AVID, etc), increased staff collaboration, additional student services (mental health, social work, academic intervention, etc), more robust dual language programs, greater access to extracurriculars, and increases to campus budgets for positions like library services, Family and Community Engagement Specialists, and instructional coaches.

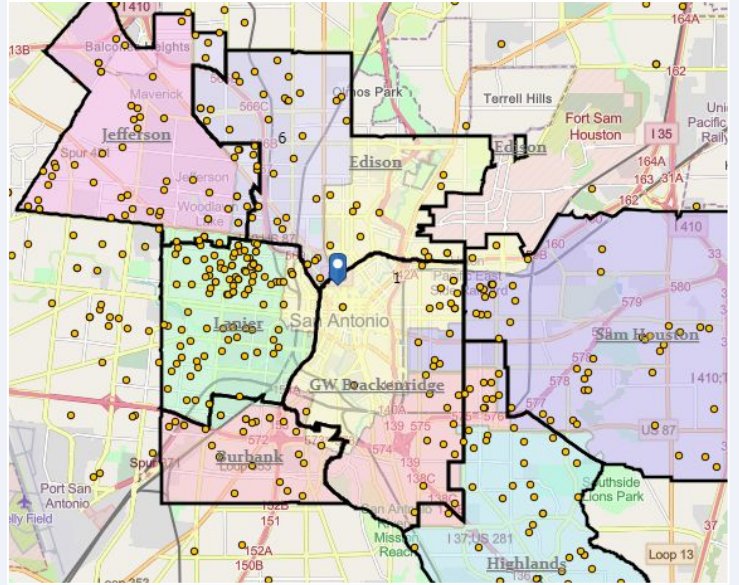
With Ball, Schenck, and Highland Hills receiving students from Foster, more students and families will gain access to:

- Full-time elementary music and art teachers;
- Enhanced special education programming; and
- Enhanced mental health and social services.

Fox Tech High School

SCHOOL OVERVIEW

Location:	637 N Main Ave San Antonio, TX 78205
Grades:	9-12
Enrollment:	498
Poverty Index:	48%
Trustee/SMD:	Sorensen - District 1
HS Feeder Pattern:	Brackenridge



Recommendation:

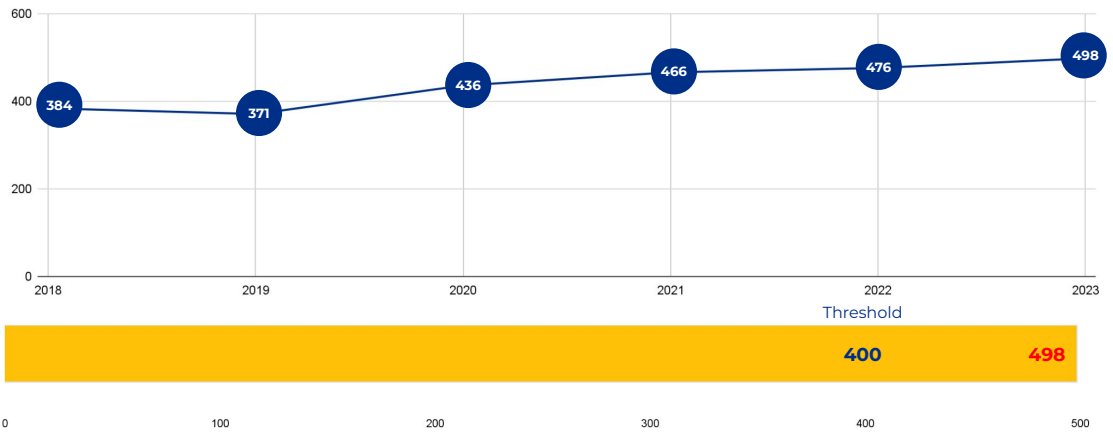
- Fox Tech is a specialty high school. No rightsizing-related actions make an immediate impact on this school.

PRIMARY CRITERIA #1: 2022-23 ENROLLMENT

2023 Enrollment
498

Campus Type
Specialty HS


Enrollment Threshold
400



	2018	2019	2020	2021	2022	2023
Total Enrollment:	384	371	436	466	476	498

PRIMARY CRITERIA #2: FACILITY COST PER PUPIL

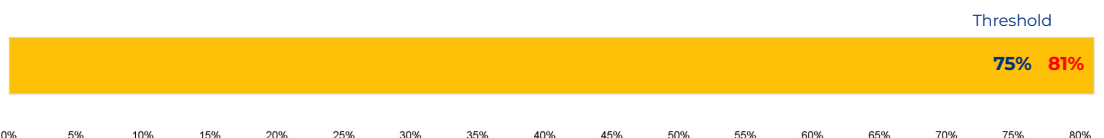
Cost Per Pupil
\$9,223



PRIMARY CRITERIA #3: 2022-23 FACILITY USE

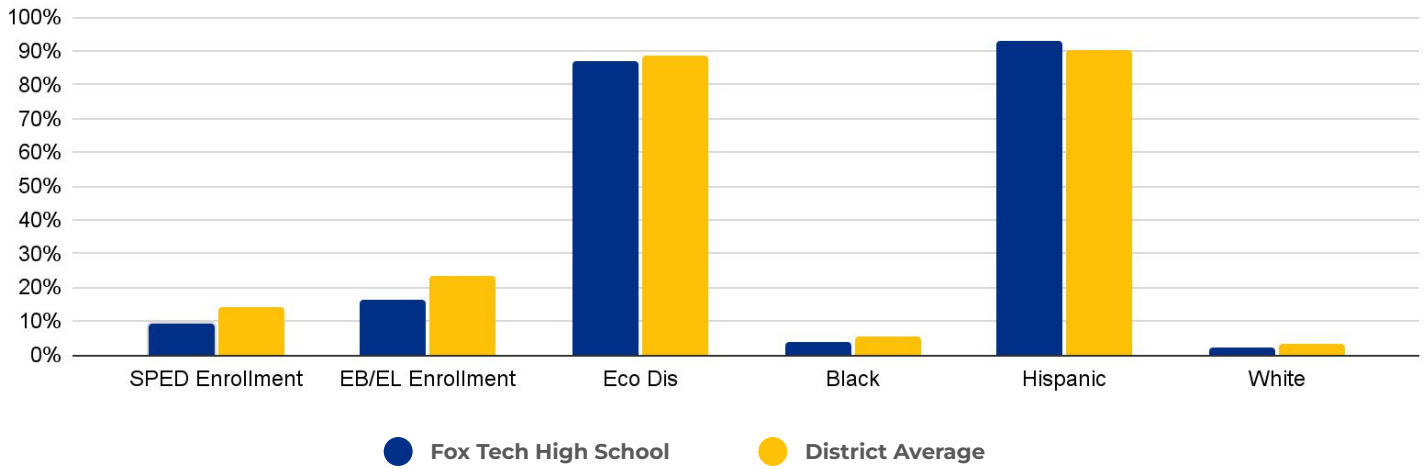
Functional Capacity
614

Facility Usage
81%

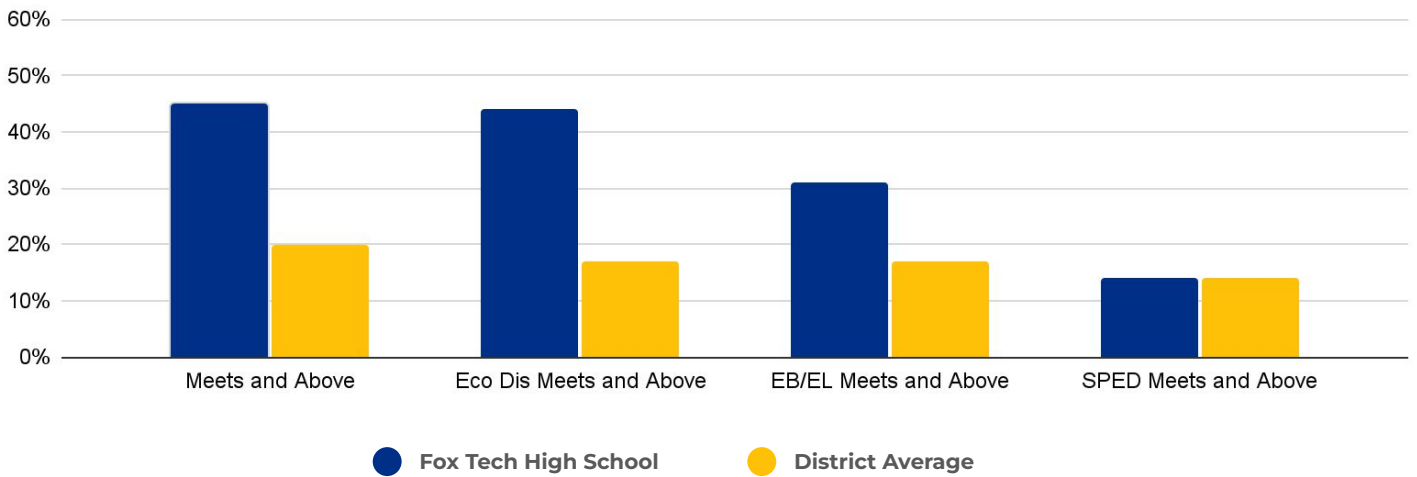


Fox Tech High School

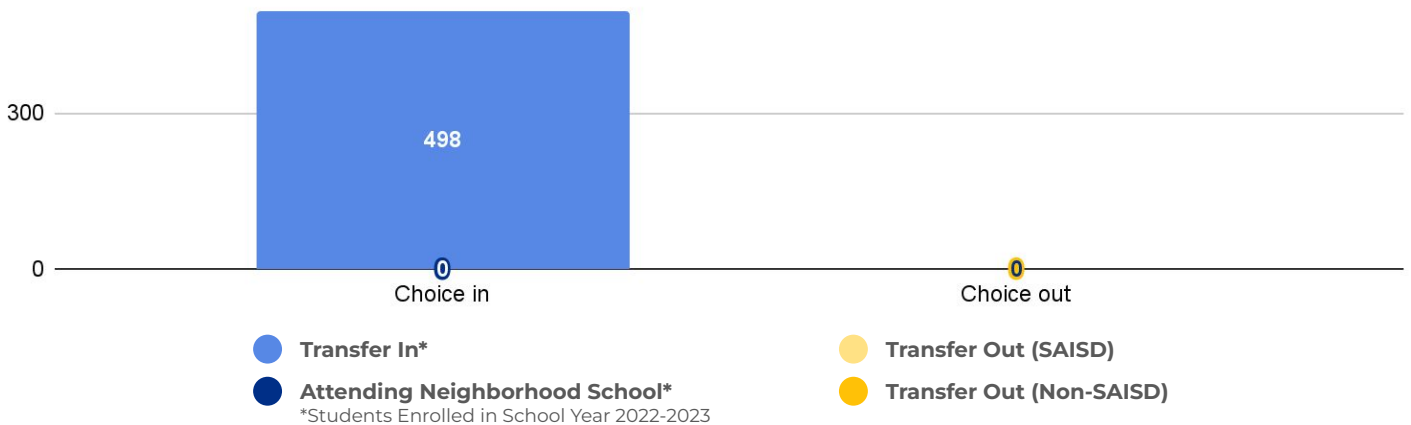
DEMOGRAPHICS



2022 ACADEMIC PERFORMANCE



2022-23 CHOICE IN / CHOICE OUT



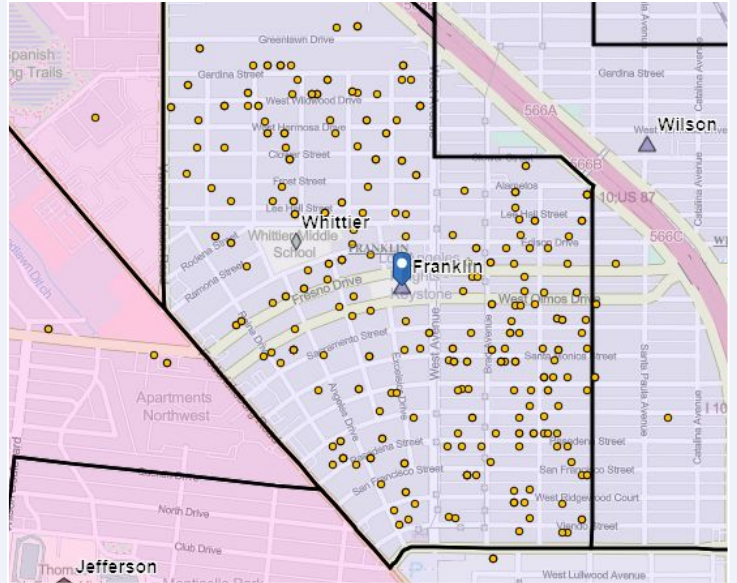
BRIEF CRITERIA ANALYSIS

Fox Tech was not considered for and is not being immediately impacted by rightsizing decisions.

Franklin Elementary School

SCHOOL OVERVIEW

Location:	1915 W Olmos Dr San Antonio, TX 78201
Grades:	PK-5
Enrollment:	388
Poverty Index:	35%
Trustee/SMD:	Martinez - District 6
HS Feeder Pattern:	Edison
Recommendation:	<ul style="list-style-type: none"> No rightsizing-related actions make a significant impact on this school.

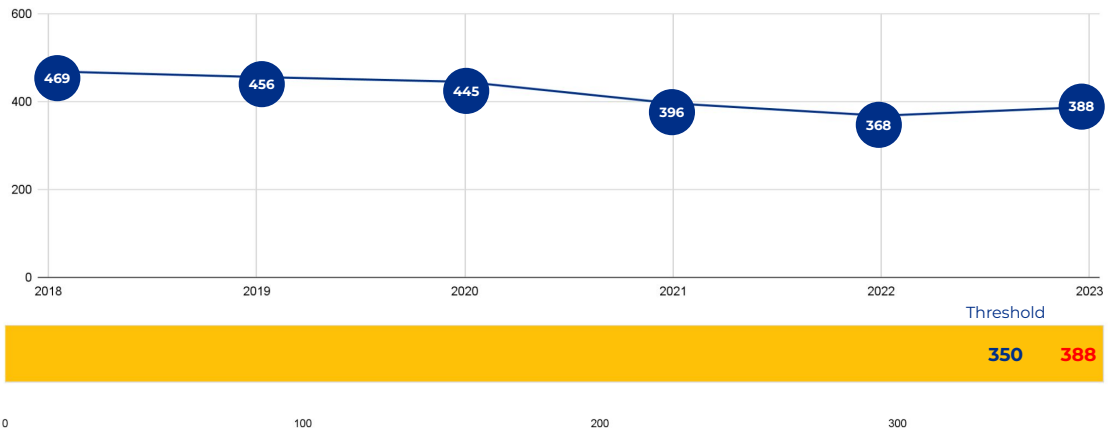


PRIMARY CRITERIA #1: 2022-23 ENROLLMENT

2023 Enrollment
388

Campus Type
ES

Enrollment Threshold
350



	2018	2019	2020	2021	2022	2023
Total Enrollment:	469	456	445	396	368	388

PRIMARY CRITERIA #2: FACILITY COST PER PUPIL

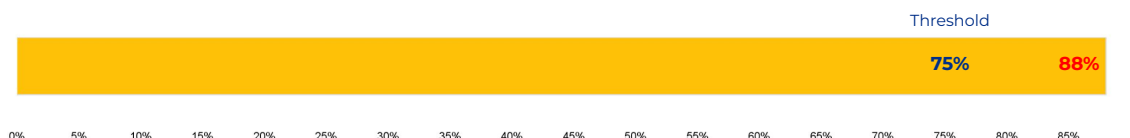
Cost Per Pupil
\$7,652



PRIMARY CRITERIA #3: 2022-23 FACILITY USE

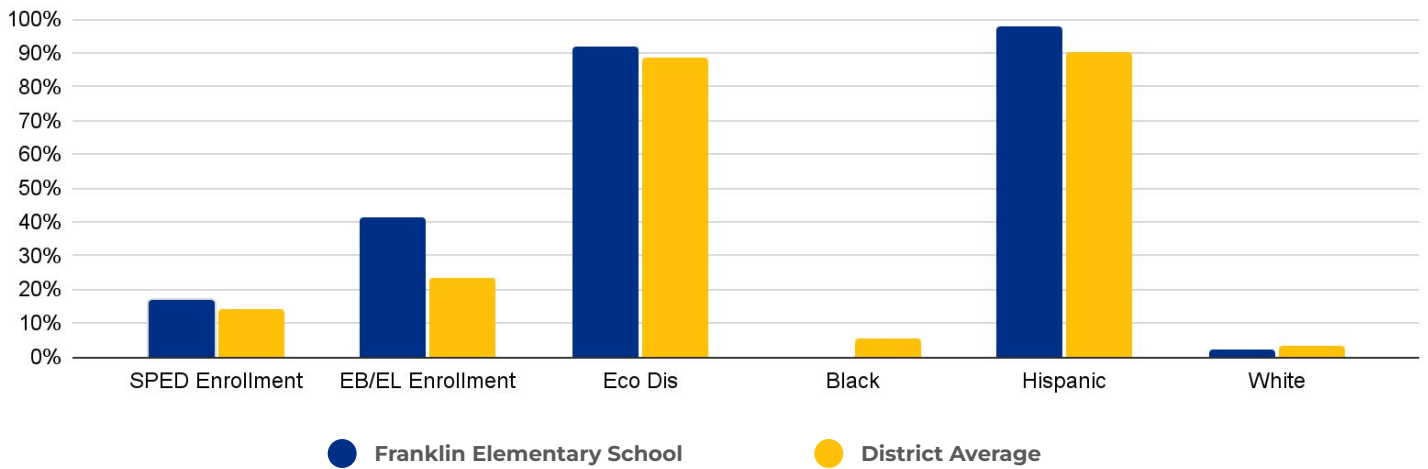
Functional Capacity
440

Facility Usage
88%

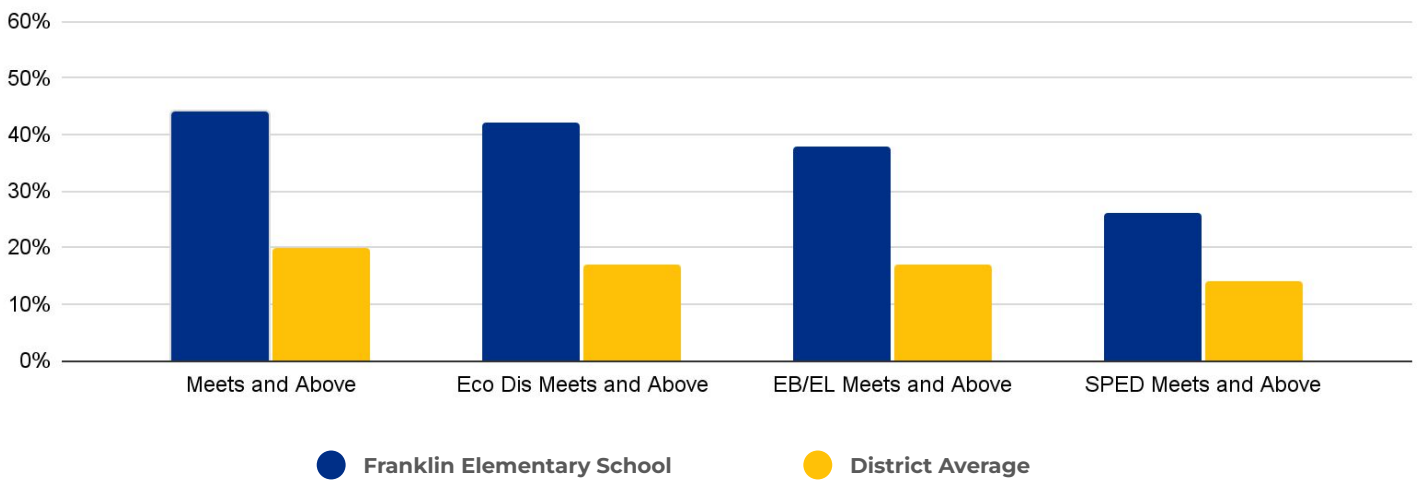


Franklin Elementary School

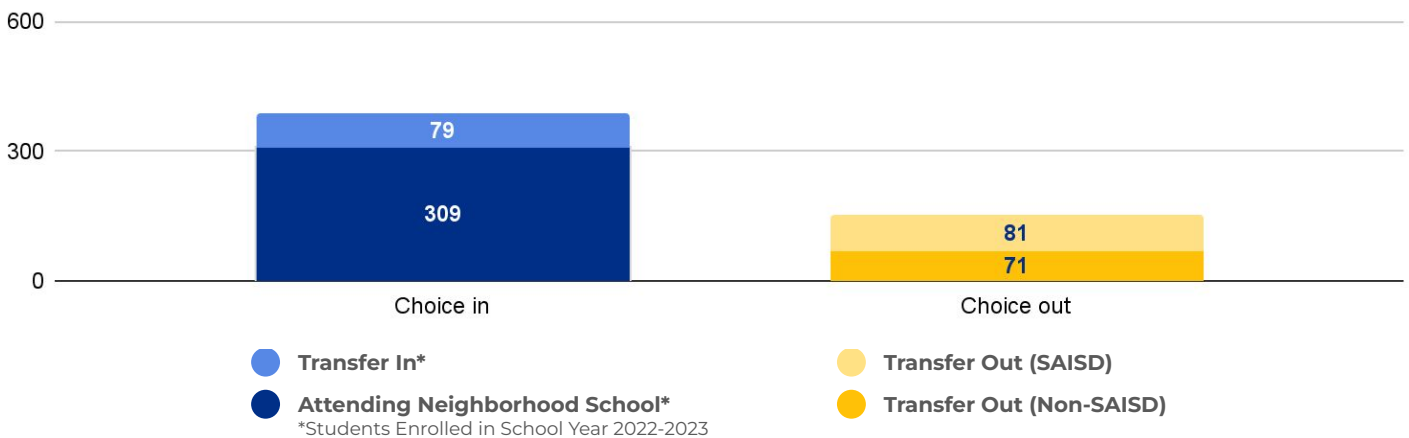
DEMOGRAPHICS



2022 ACADEMIC PERFORMANCE



2022-23 CHOICE IN / CHOICE OUT



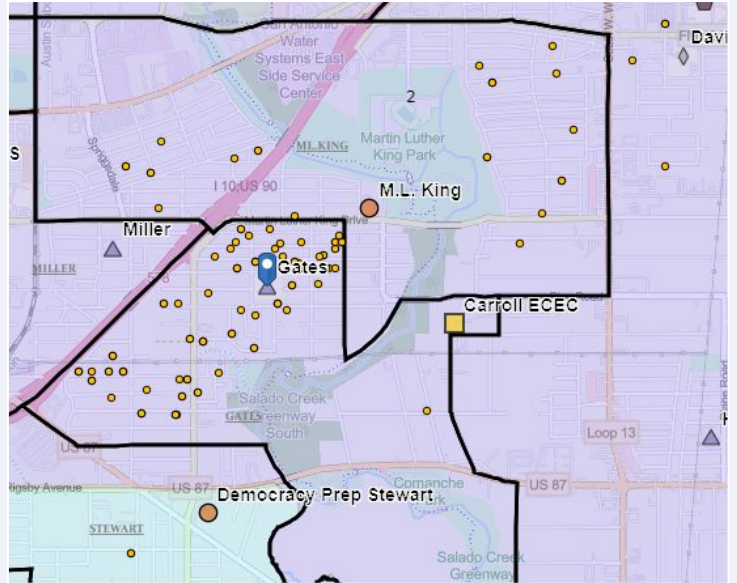
BRIEF CRITERIA ANALYSIS

Franklin Elementary does not meet any of the primary rightsizing criteria.

Gates Elementary School

SCHOOL OVERVIEW

Location:	510 Morningview Dr San Antonio, TX 78220
Grades:	PK-6
Enrollment:	156
Poverty Index:	67%
Trustee/SMD:	Sebastian - District 2
HS Feeder Pattern:	Sam Houston



Recommendation:

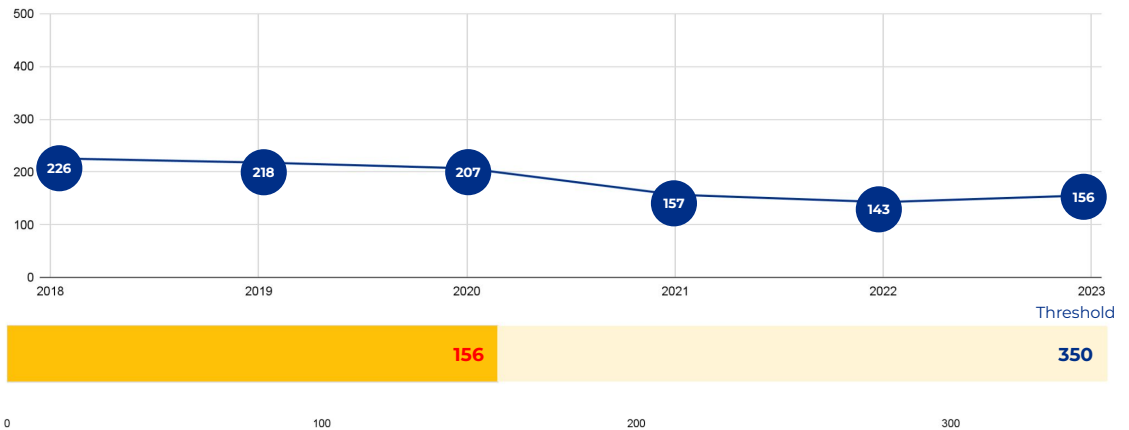
- Close a historically under-enrolled school so students can attend a fully renovated school at ML King; while ML King is being renovated, Gates students in grades PK-02 will attend ML King at Carroll, and students in grades 03-08 will attend ML King.

PRIMARY CRITERIA #1: 2022-23 ENROLLMENT

2023 Enrollment
156

Campus Type
ES

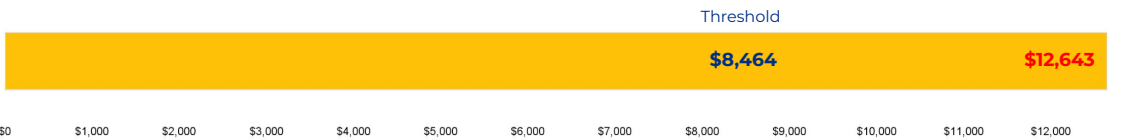
Enrollment Threshold
350



	2018	2019	2020	2021	2022	2023
Total Enrollment:	226	218	207	157	143	156

PRIMARY CRITERIA #2: FACILITY COST PER PUPIL

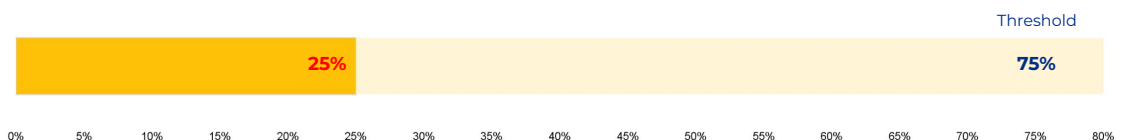
Cost Per Pupil
\$12,643



PRIMARY CRITERIA #3: 2022-23 FACILITY USE

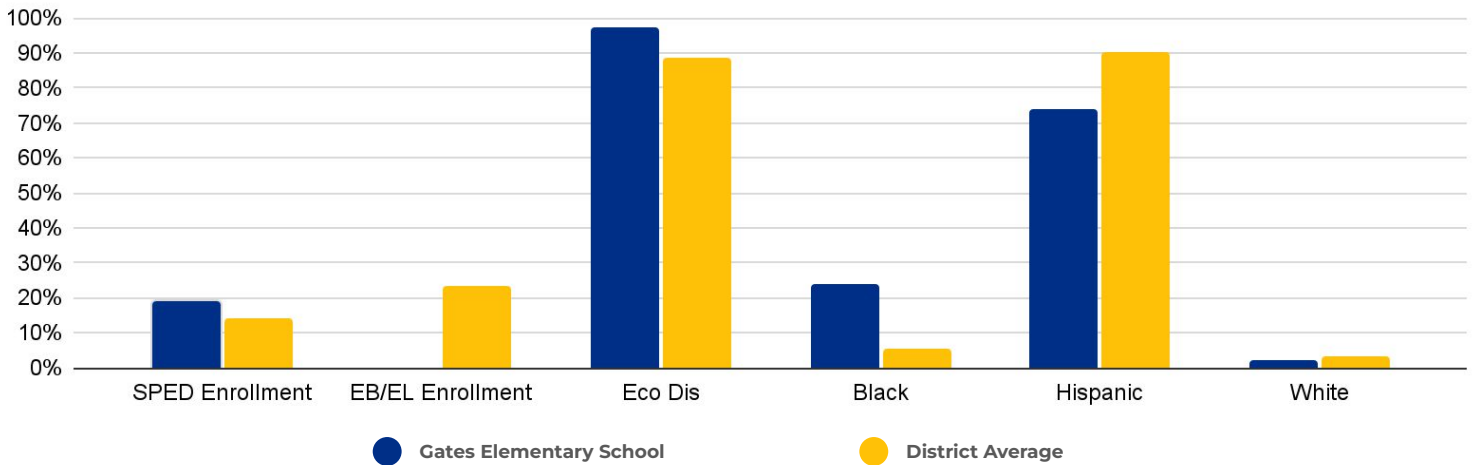
Functional Capacity
625

Facility Usage
25%

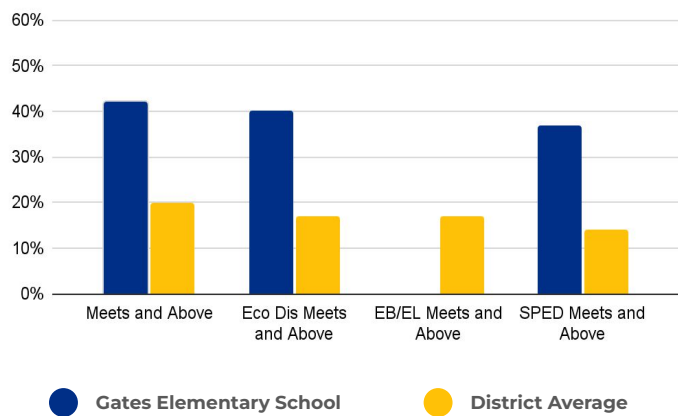


Gates Elementary School

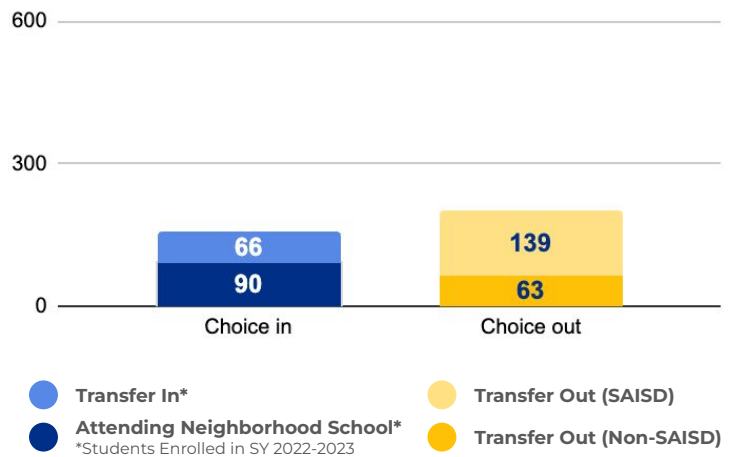
DEMOGRAPHICS



2022 ACADEMIC PERFORMANCE



2022-23 CHOICE IN / CHOICE OUT



BRIEF CRITERIA ANALYSIS

Gates meets all three primary criteria. Given the close proximity, low enrollment, and the declining school-age population of San Antonio’s East Side, King and Gates are likely partners for a school consolidation. Consolidating Gates into King makes the most sense from a facilities standpoint, as King is on a plot of land that allows for greater expansion given its location next to Martin Luther King Park.

BENEFITS OF RIGHTSIZING

Rightsizing will lead to increased enrollment and additional resources. How those resources are used will be decided by the school’s principal, staff and Campus Advisory Council. Rightsizing decisions will lead to early childhood services in every elementary school, fewer split grade levels or teaching assignments, more courses or full-time specialty teachers (art, music, AVID, etc), increased staff collaboration, additional student services (mental health, social work, academic intervention, etc), more robust dual language programs, greater access to extracurriculars, and increases to campus budgets for positions like library services, Family and Community Engagement Specialists, and instructional coaches.

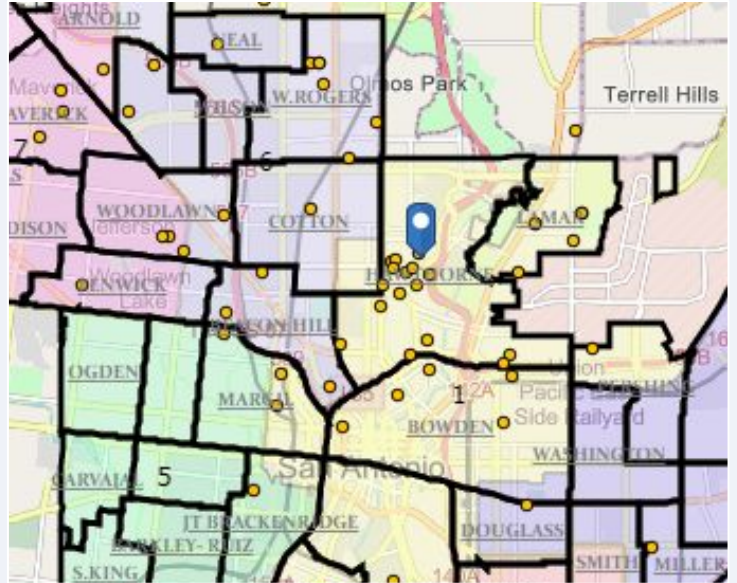
With Gates students attending ML King at Carroll and ML King, more students and families will gain access to:

- Enhanced mental health and social services ;
- On-campus ALE, BSC, and ECSE instruction for students needing specialized programming;
- On-site PK-8 dual language programming at MLK;
- Full-time teachers for elementary music, elementary art, and middle school art;
- Access to dance instruction; and
- A reduction or elimination in the number of split classrooms.

Gonzales Early Childhood Campus

SCHOOL OVERVIEW

Location:	518 E Magnolia Ave San Antonio, TX 78212
Grades:	Head Start, PK
Enrollment:	124
Poverty Index:	N/A
Trustee/SMD:	Sorensen - District 1
HS Feeder Pattern:	Edison



Recommendation:

- Merge with Twain Dual Language Academy--serving all PK-3 students at the Gonzales campus and grades PK-4 through eighth at Twain--to create additional enrollment capacity for one of SAISD's highest-demand academies.

PRIMARY CRITERIA #1: 2022-23 ENROLLMENT

2023 Enrollment

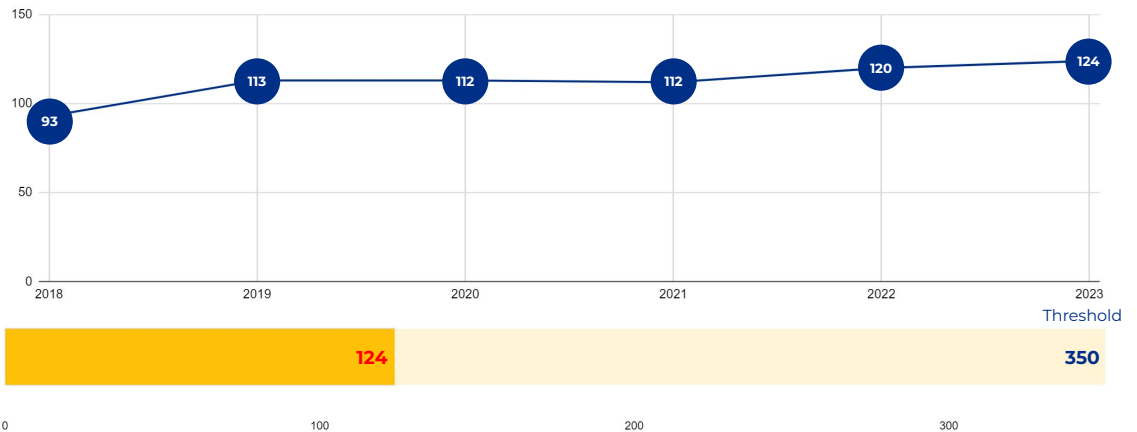
124

Campus Type

ECC

Enrollment Threshold

350

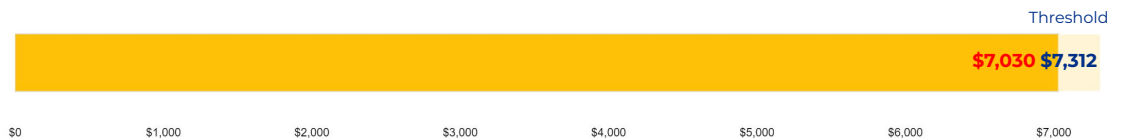


	2018	2019	2020	2021	2022	2023
Total Enrollment:	93	113	113	112	120	124

PRIMARY CRITERIA #2: FACILITY COST PER PUPIL

Cost Per Pupil

\$7,030



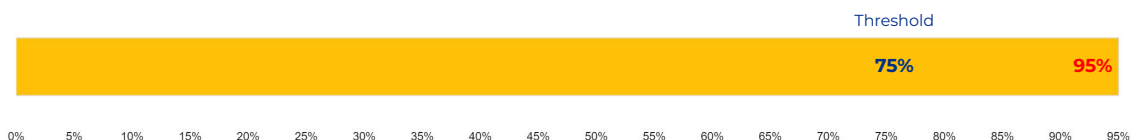
PRIMARY CRITERIA #3: 2022-23 FACILITY USE

Functional Capacity

131

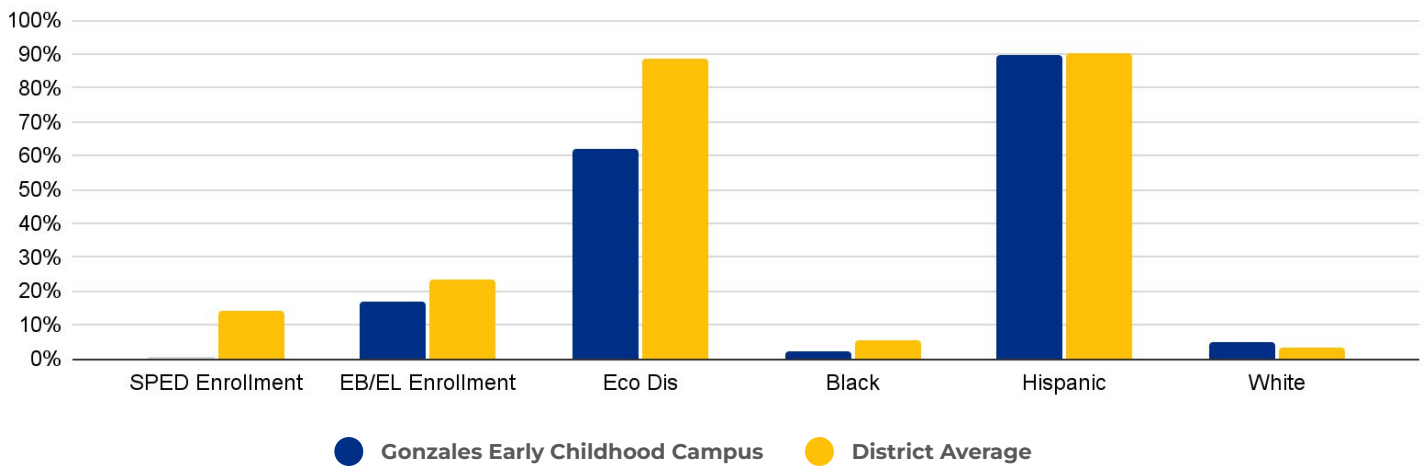
Facility Usage

95%

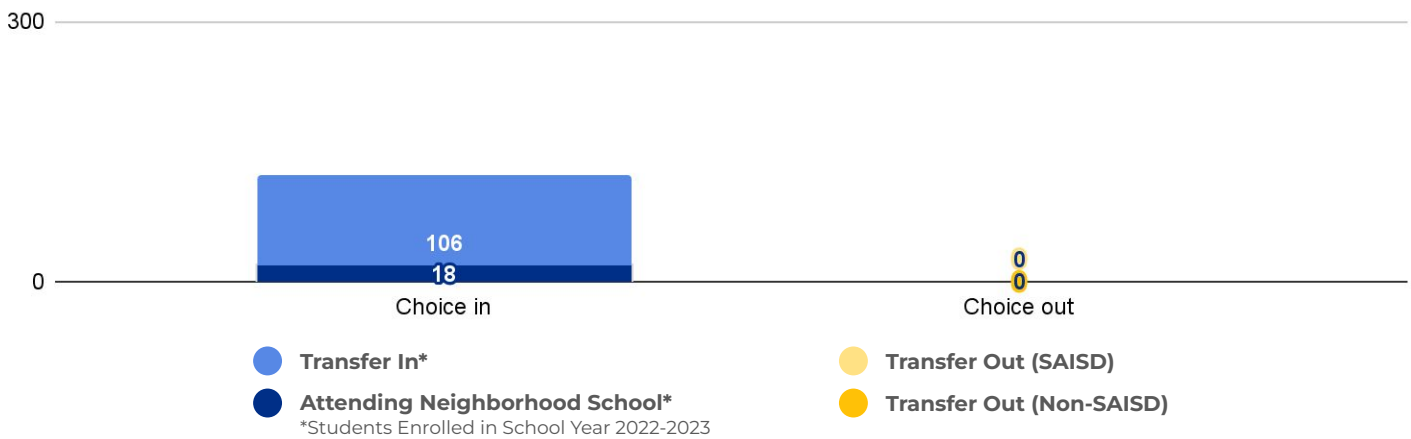


Gonzales Early Childhood Campus

DEMOGRAPHICS



2022-23 CHOICE IN / CHOICE OUT



BRIEF CRITERIA ANALYSIS

One reason Gonzales ECC was established was to bring students from outside of SAISD into the district. Retention rate of Gonzales students in SAISD is the lowest of all ECCs, at just 68%. Continuing to operate the facility as a standalone ECC is cost prohibitive, and is not bringing significant additional students to SAISD, as originally intended. Additionally, the square footage of the Gonzales facility is just 14,828, which is significantly smaller than other early childhood campuses and elementary schools.

BENEFITS OF RIGHTSIZING

Rightsizing will lead to increased enrollment and additional resources. How those resources are used will be decided by the school's principal, staff and Campus Advisory Council. Rightsizing decisions will lead to early childhood services in every elementary school, fewer split grade levels or teaching assignments, more courses or full-time specialty teachers (art, music, AVID, etc), increased staff collaboration, additional student services (mental health, social work, academic intervention, etc), more robust dual language programs, greater access to extracurriculars, and increases to campus budgets for positions like library services, Family and Community Engagement Specialists, and instructional coaches.

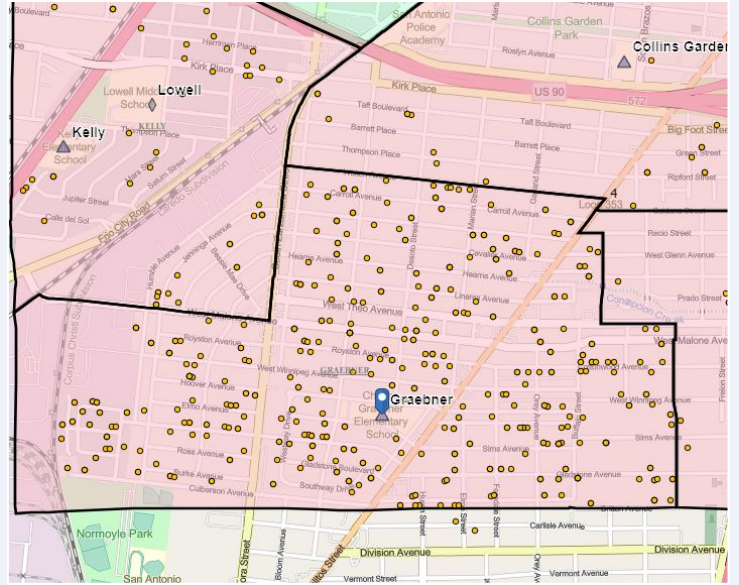
With Gonzales merging with Twain Dual Language Academy, more students and families will gain access to:

- Enhanced mental health and social services;
- PK services for Early Childhood students; and
- Reduced time using transportation as some ECE students will no longer need to be bussed to centers.

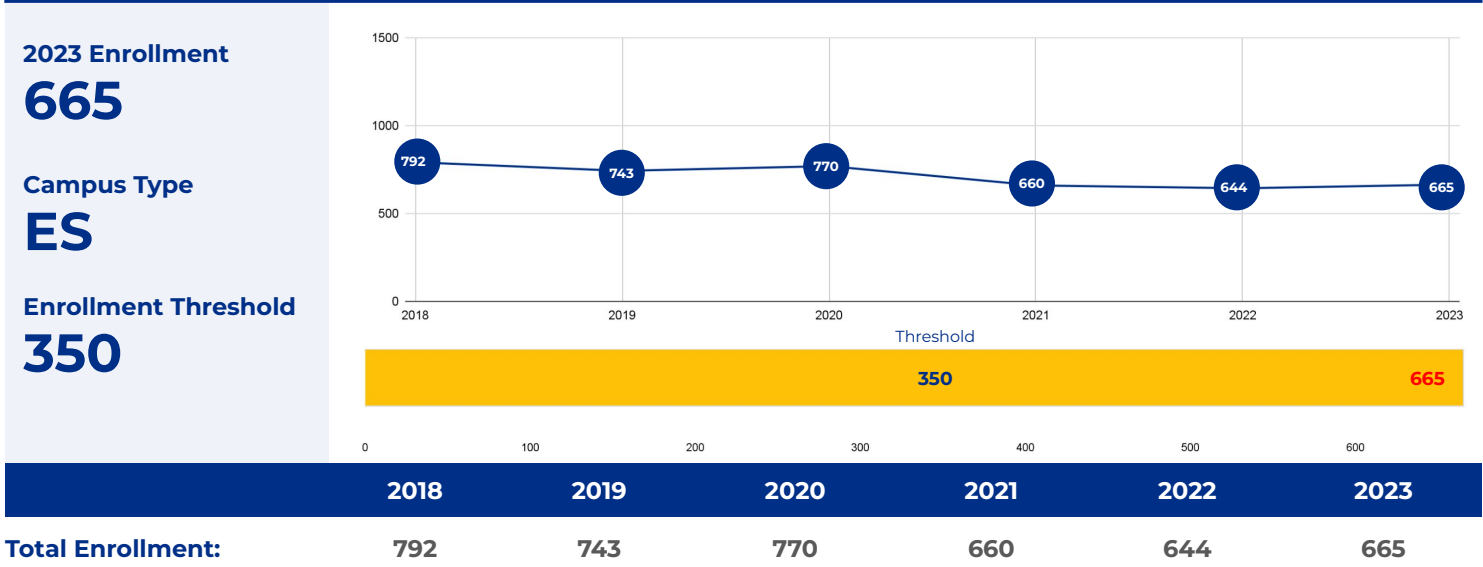
Graebner Elementary School

SCHOOL OVERVIEW

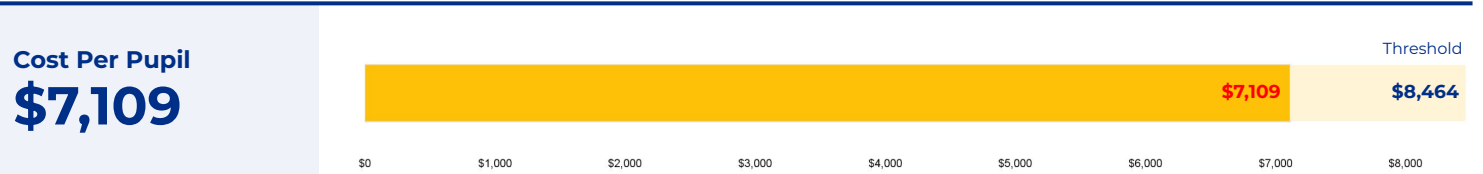
Location:	530 Hoover Ave San Antonio, TX 78225
Grades:	Head Start, PK-5
Enrollment:	665
Poverty Index:	37%
Trustee/SMD:	Valdez - District 4
HS Feeder Pattern:	Burbank
Recommendation:	<ul style="list-style-type: none"> No rightsizing-related actions make a significant impact on this school.



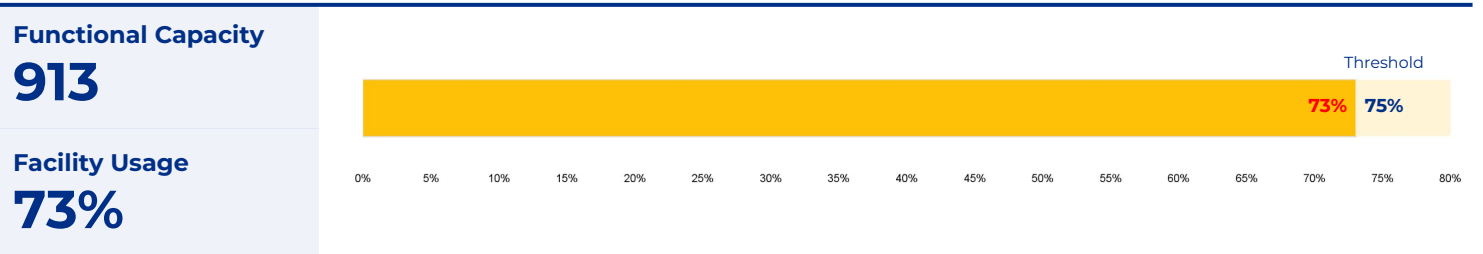
PRIMARY CRITERIA #1: 2022-23 ENROLLMENT



PRIMARY CRITERIA #2: FACILITY COST PER PUPIL

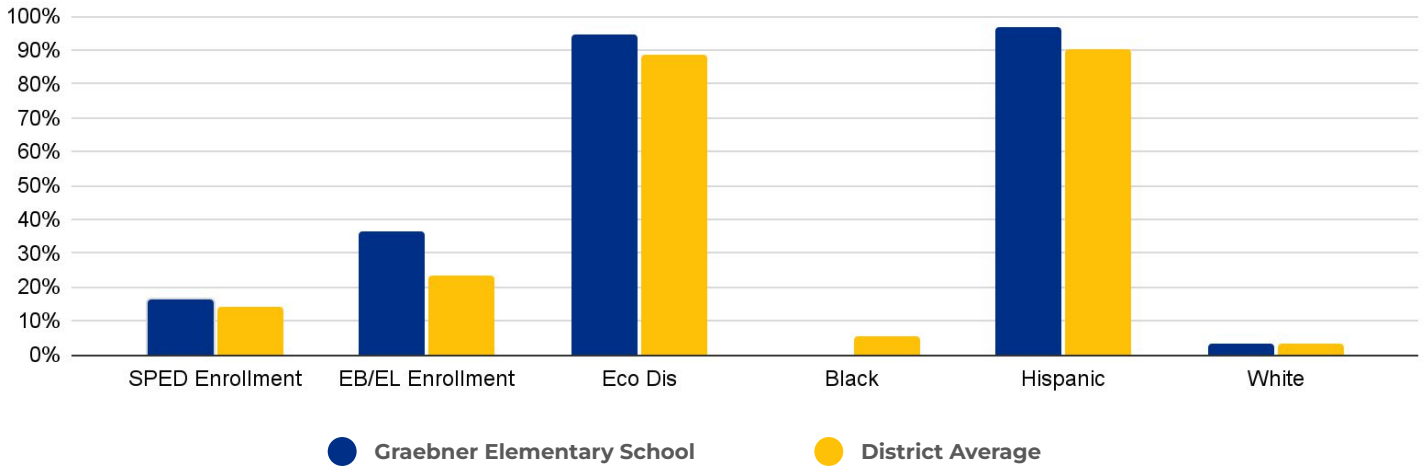


PRIMARY CRITERIA #3: 2022-23 FACILITY USE

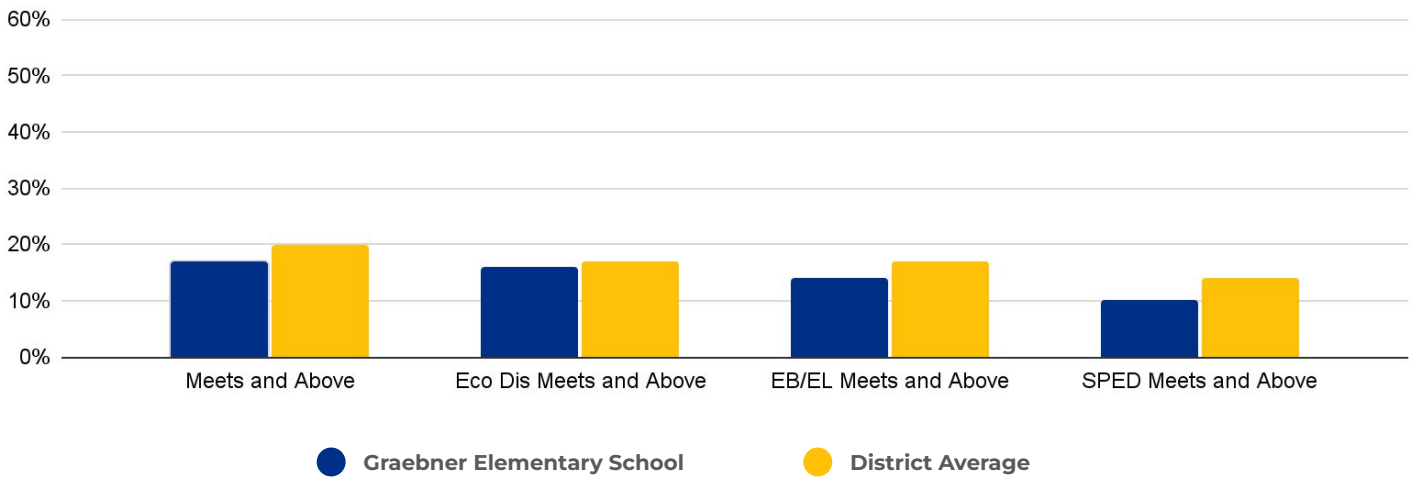


Graebner Elementary School

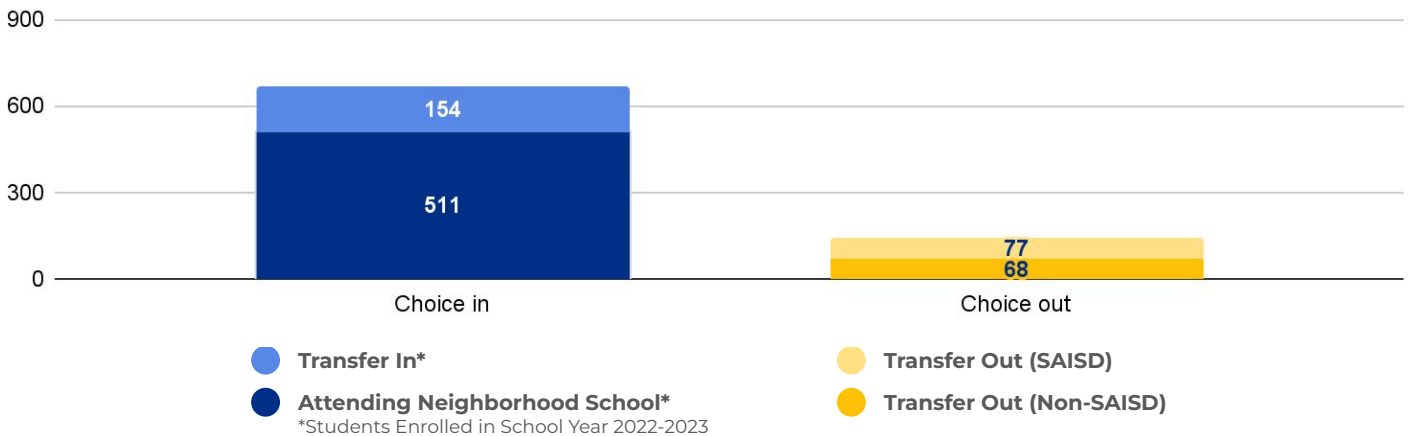
DEMOGRAPHICS



2022 ACADEMIC PERFORMANCE



2022-23 CHOICE IN / CHOICE OUT



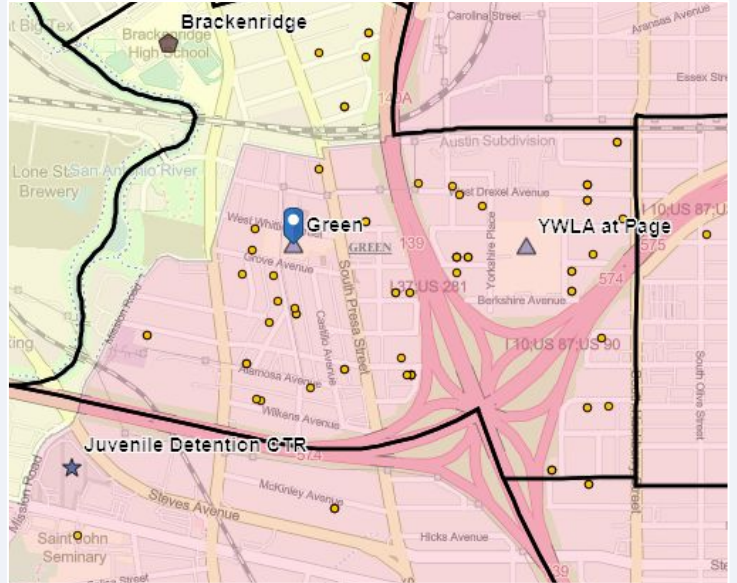
BRIEF CRITERIA ANALYSIS

Graebner is in a high quality facility with strong enrollment.

Green Elementary School

SCHOOL OVERVIEW

Location:	122 W Whittier St San Antonio, TX 78210
Grades:	PK-5
Enrollment:	119
Poverty Index:	31%
Trustee/SMD:	Valdez - District 4
HS Feeder Pattern:	Brackenridge



Recommendation:

- Merge with Bonham to make a single, resource-rich, fully-enrolled PK-08 program in the King William and Roosevelt Park neighborhoods.

PRIMARY CRITERIA #1: 2022-23 ENROLLMENT

2023 Enrollment
119

Campus Type
ES

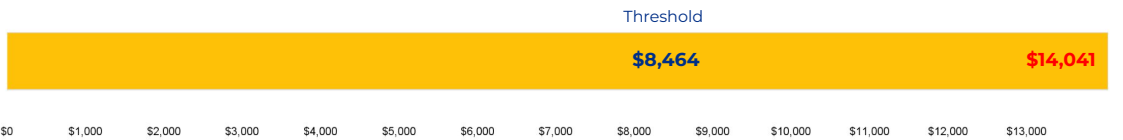
Enrollment Threshold
350



	2018	2019	2020	2021	2022	2023
Total Enrollment:	192	215	226	191	109	119

PRIMARY CRITERIA #2: FACILITY COST PER PUPIL

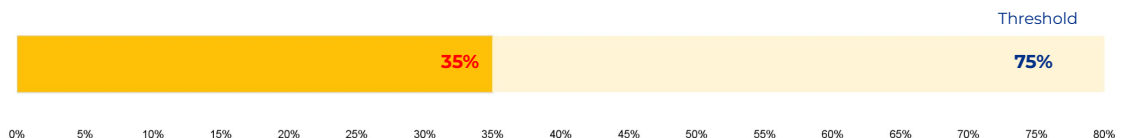
Cost Per Pupil
\$14,041



PRIMARY CRITERIA #3: 2022-23 FACILITY USE

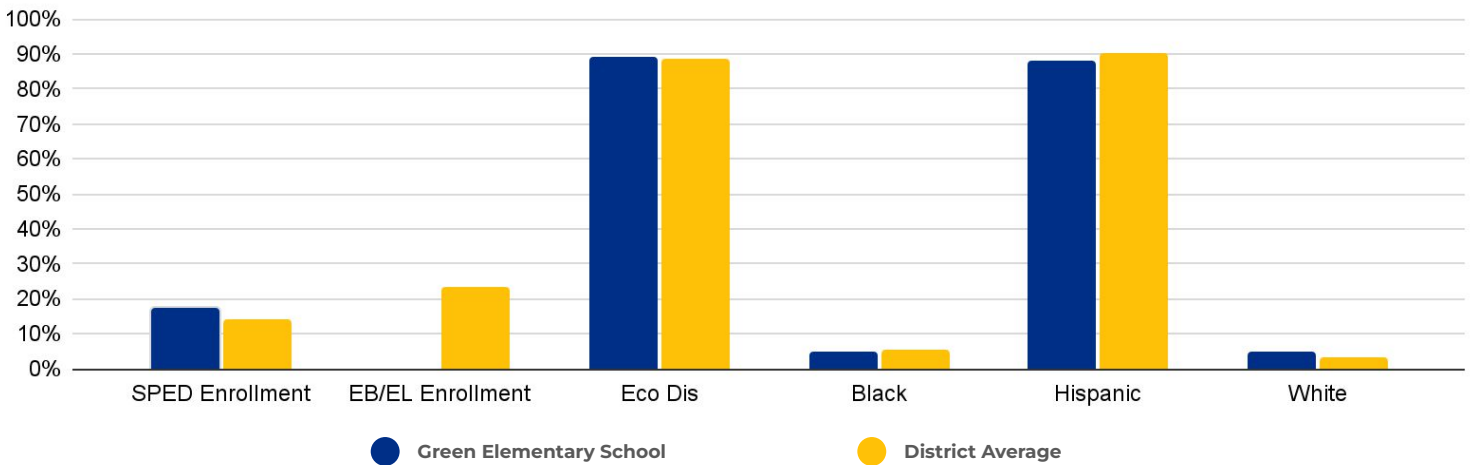
Functional Capacity
340

Facility Usage
35%

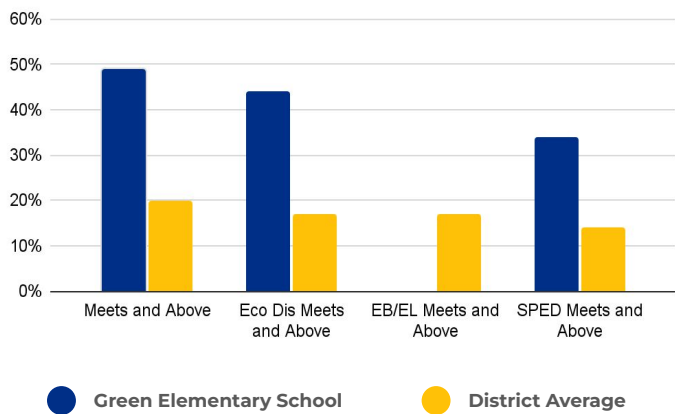


Green Elementary School

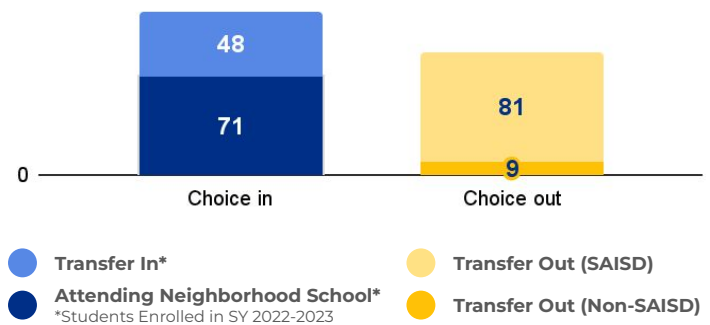
DEMOGRAPHICS



2022 ACADEMIC PERFORMANCE



2022-23 CHOICE IN / CHOICE OUT



BRIEF CRITERIA ANALYSIS

Green is a historically under-enrolled elementary school that even at full enrollment would be too small to meet the enrollment threshold to be considered "thriving." By merging Green with Bonham Academy as one school across two campuses, students will benefit from increased building utilization at Green and the alleviation of congestion at Bonham. As a result of this merger, it is projected that in 2024 there will be 261 PK-02 students at Green at Bonham.

BENEFITS OF RIGHTSIZING

Rightsizing will lead to increased enrollment and additional resources. How those resources are used will be decided by the school's principal, staff and Campus Advisory Council. Rightsizing decisions will lead to early childhood services in every elementary school, fewer split grade levels or teaching assignments, more courses or full-time specialty teachers (art, music, AVID, etc), increased staff collaboration, additional student services (mental health, social work, academic intervention, etc), more robust dual language programs, greater access to extracurriculars, and increases to campus budgets for positions like library services, Family and Community Engagement Specialists, and instructional coaches.

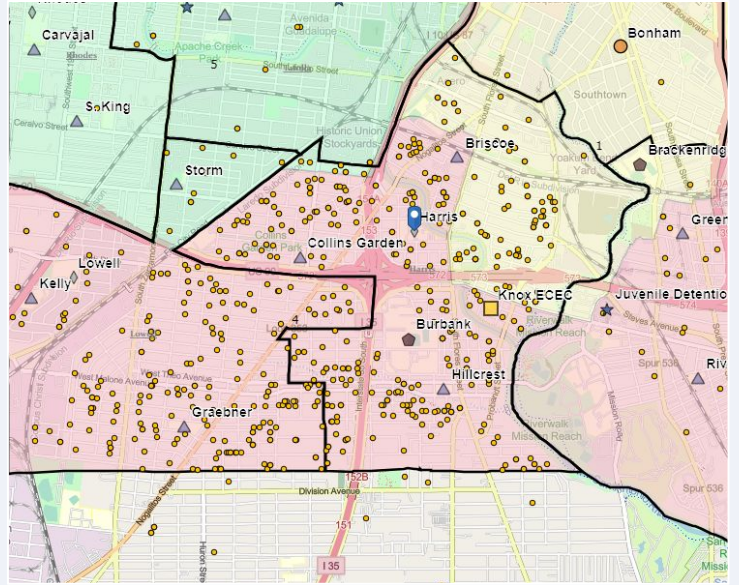
With Green merging with Bonham, more students and families will gain access to:

- Enhanced fine arts opportunities, including Ballet Folklórico;
- Dual language programming;
- Enhanced mental health and social services;
- AVID programming; and
- Increases to campus budgets for positions like library services, family engagement, or classroom instruction.

Harris Middle School

SCHOOL OVERVIEW

Location:	325 Pruitt Ave San Antonio, TX 78204
Grades:	6-8
Enrollment:	763
Poverty Index:	44%
Trustee/SMD:	Valdez - District 4
HS Feeder Pattern:	Burbank
Recommendation:	<ul style="list-style-type: none"> No rightsizing-related actions make a significant impact on this school.

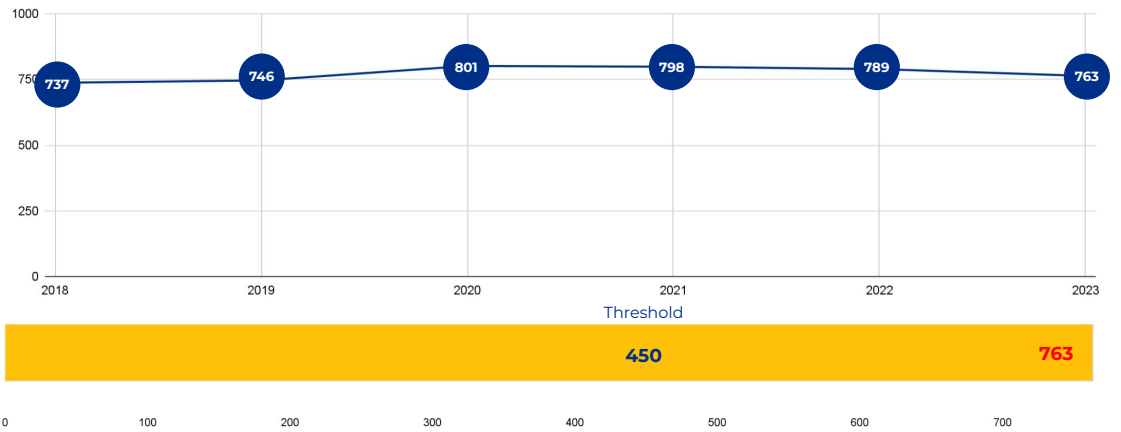


PRIMARY CRITERIA #1: 2022-23 ENROLLMENT

2023 Enrollment
763

Campus Type
MS

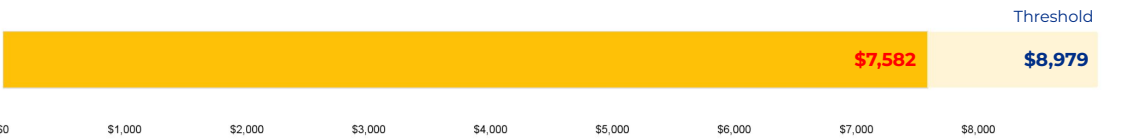
Enrollment Threshold
450



	2018	2019	2020	2021	2022	2023
Total Enrollment:	737	746	801	798	789	763

PRIMARY CRITERIA #2: FACILITY COST PER PUPIL

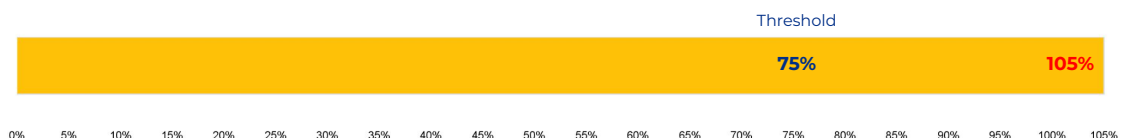
Cost Per Pupil
\$7,582



PRIMARY CRITERIA #3: 2022-23 FACILITY USE

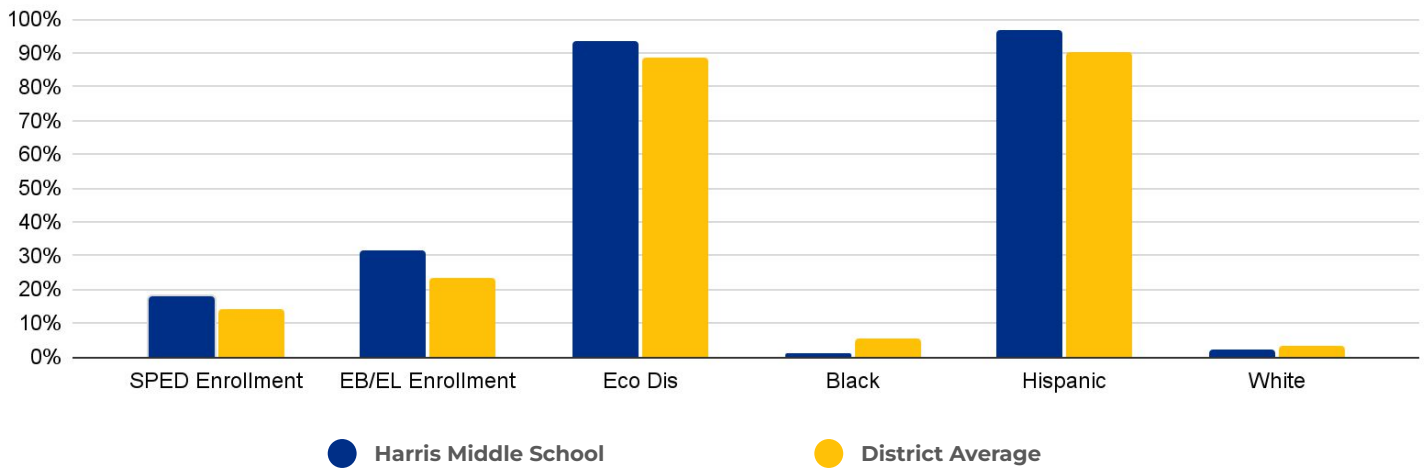
Functional Capacity
727

Facility Usage
105%

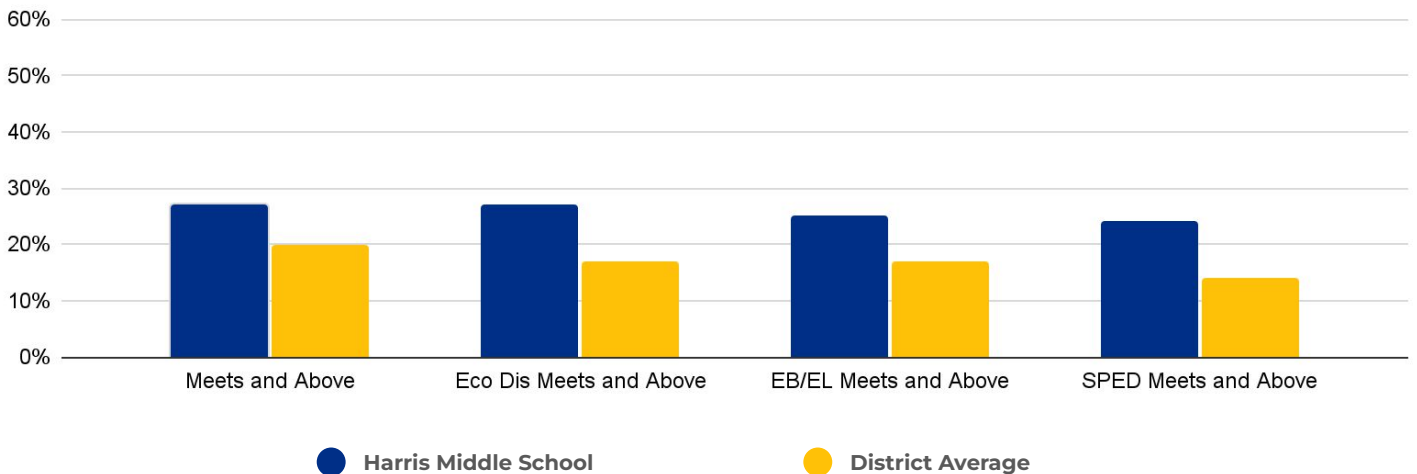


Harris Middle School

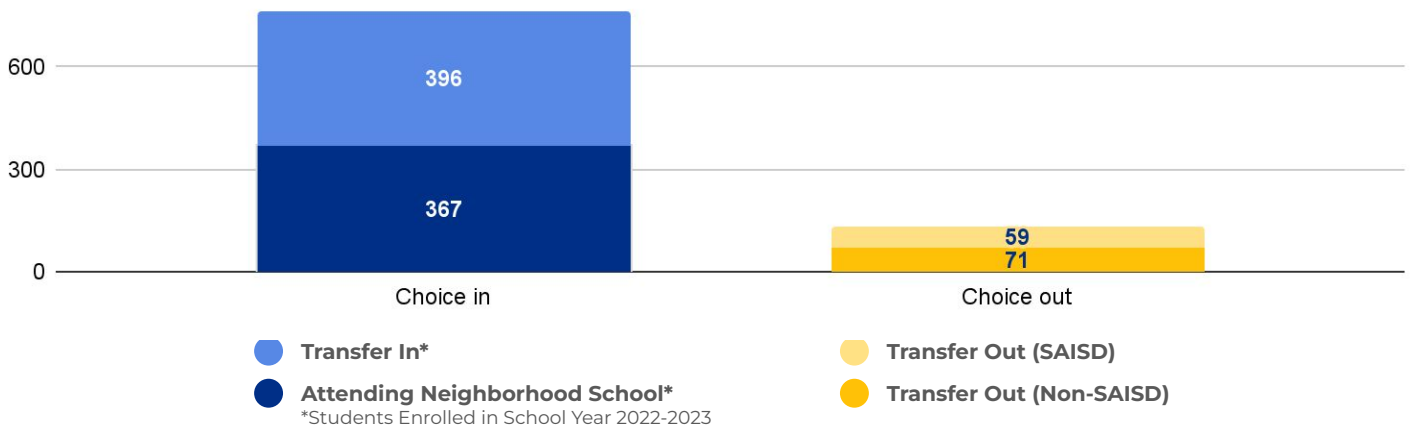
DEMOGRAPHICS



2022 ACADEMIC PERFORMANCE



2022-23 CHOICE IN / CHOICE OUT



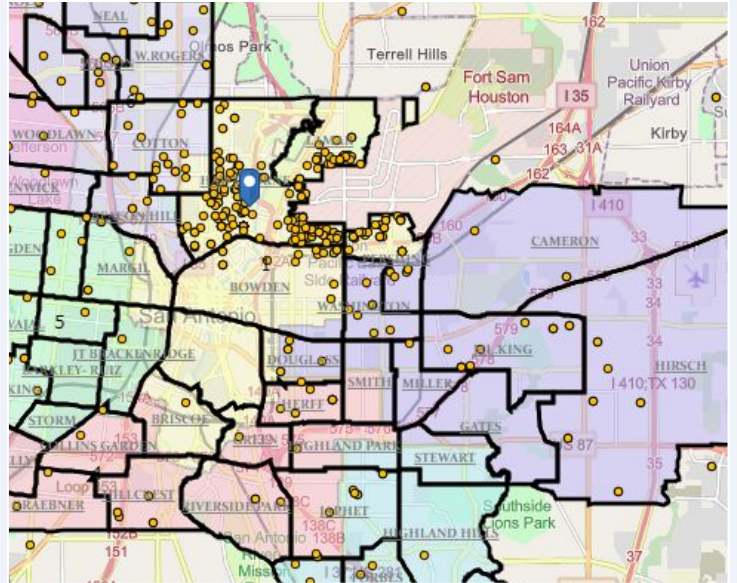
BRIEF CRITERIA ANALYSIS

Harris Middle School does not meet any rightsizing criteria and has an enrollment that exceeds its functional capacity.

Hawthorne Academy

SCHOOL OVERVIEW

Location:	115 W Josephine St San Antonio, TX 78212
Grades:	K-8
Enrollment:	620
Poverty Index:63	37%
Trustee/SMD:	Sorensen - District 1
HS Feeder Pattern:	Edison
Recommendation:	<ul style="list-style-type: none"> Receive students from a closing elementary school (Lamar) to make fuller use of a neighborhood facility.

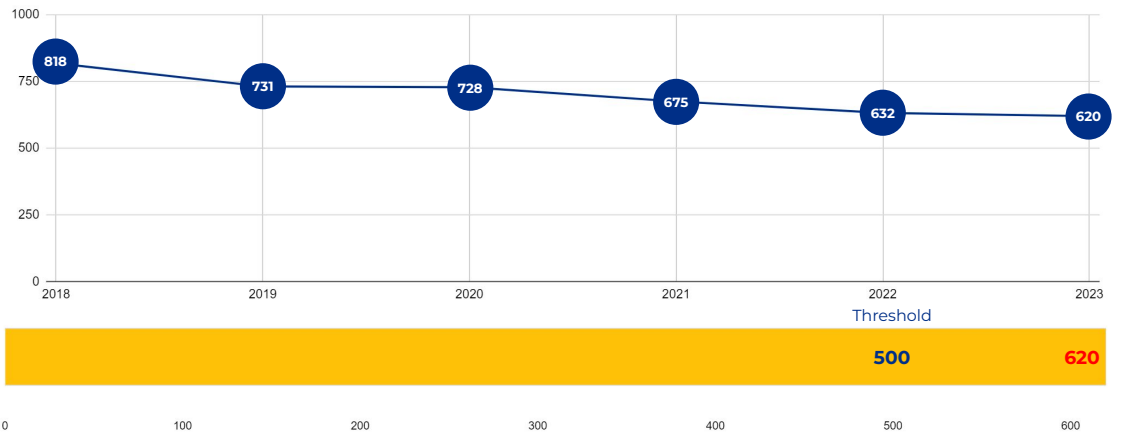


PRIMARY CRITERIA #1: 2022-23 ENROLLMENT

2023 Enrollment
620

Campus Type
Academy

Enrollment Threshold
500



	2018	2019	2020	2021	2022	2023
Total Enrollment:	818	731	728	675	632	620

PRIMARY CRITERIA #2: FACILITY COST PER PUPIL

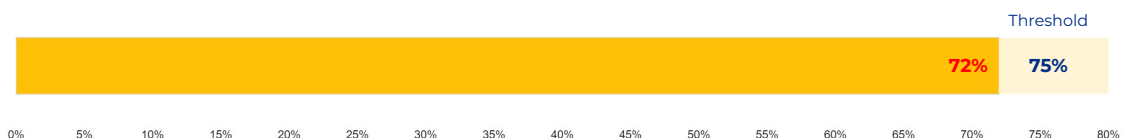
Cost Per Pupil
\$7,414



PRIMARY CRITERIA #3: 2022-23 FACILITY USE

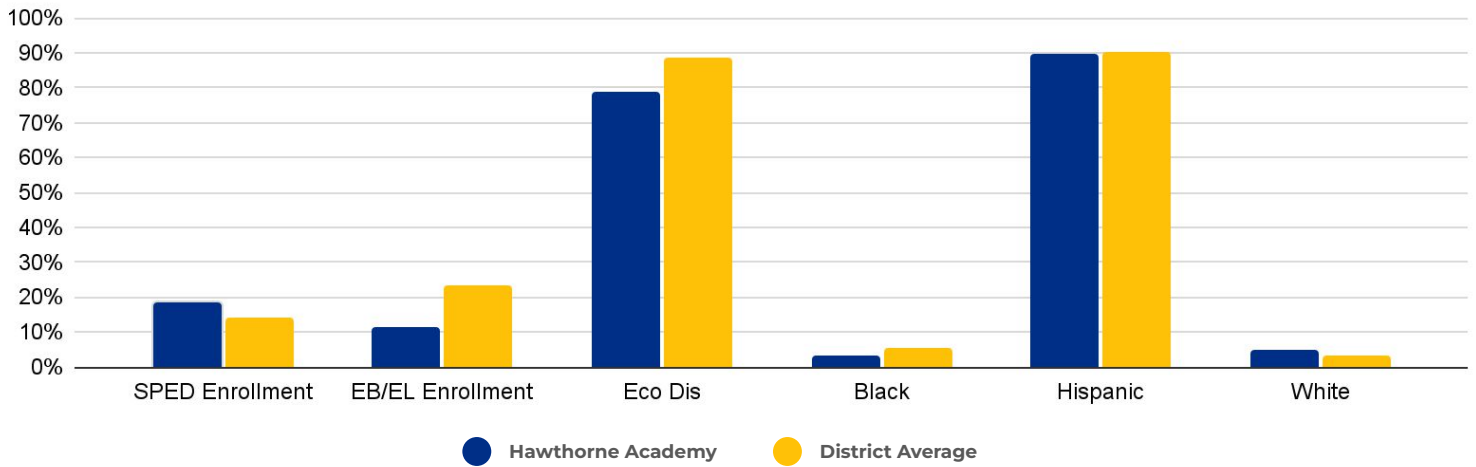
Functional Capacity
865

Facility Usage
72%

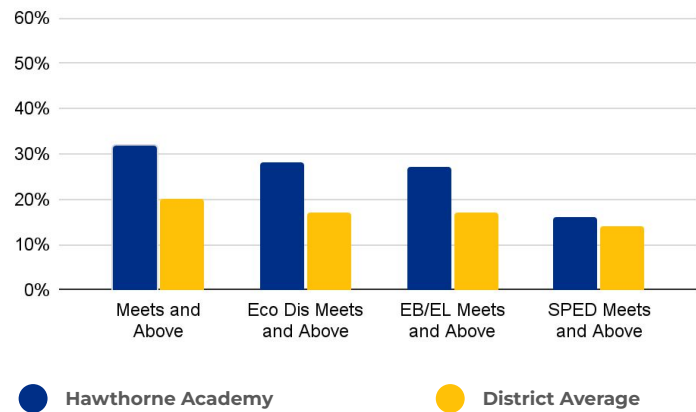


Hawthorne Academy

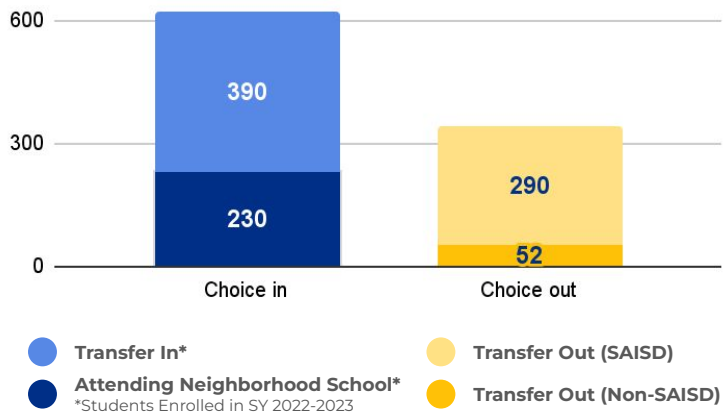
DEMOGRAPHICS



2022 ACADEMIC PERFORMANCE



2022-23 CHOICE IN / CHOICE OUT



BRIEF CRITERIA ANALYSIS

Hawthorne is the only SAISD campus located within two miles of Lamar. Additionally, other relatively nearby options (Gonzales, Twain) are both involved in other rightsizing decisions.

Hawthorne received major improvements under Bond 2010 and is designed for a PK-08 configuration. Any additional improvements to the Hawthorne facility can be handled from funds allocated for Lamar under Bond 2020. As a result, it is projected that in 2024 there will be 893 students at Hawthorne Academy.

BENEFITS OF RIGHTSIZING

Rightsizing will lead to increased enrollment and additional resources. How those resources are used will be decided by the school’s principal, staff and Campus Advisory Council. Rightsizing decisions will lead to early childhood services in every elementary school, fewer split grade levels or teaching assignments, more courses or full-time specialty teachers (art, music, AVID, etc), increased staff collaboration, additional student services (mental health, social work, academic intervention, etc), more robust dual language programs, greater access to extracurriculars, and increases to campus budgets for positions like library services, Family and Community Engagement Specialists, and instructional coaches.

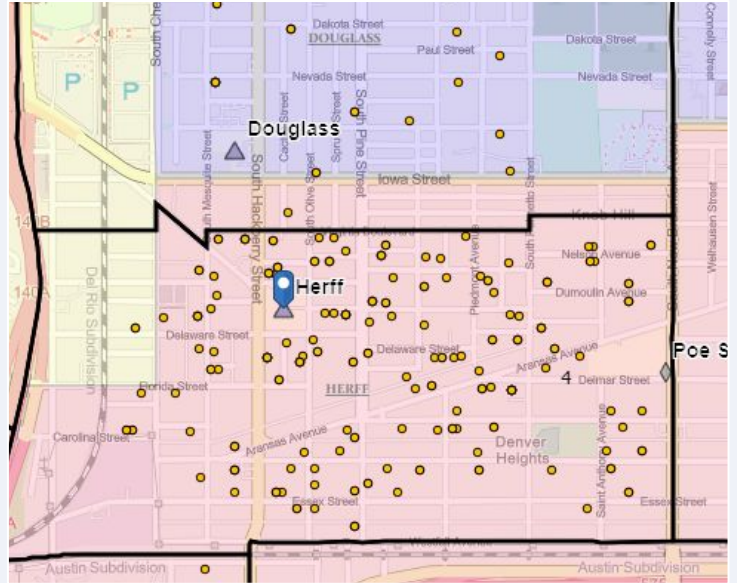
With Hawthorne receiving students from Lamar, more students and families will gain access to:

- Band, dance, mariachi, theater, and ASL instruction;
- Early childhood education programming;
- PK-08 instruction in the academy model
- A robust, balanced dual language program;
- On-campus ALE special education instruction and an ALE-specific class; and
- An additional Communities in Schools (CIS) site coordinator.

Herff Elementary School

SCHOOL OVERVIEW

Location:	996 S Hackberry San Antonio, TX 78210
Grades:	PK-5
Enrollment:	280
Poverty Index:	50%
Trustee/SMD:	Valdez - District 4
HS Feeder Pattern:	Brackenridge
Recommendation:	<ul style="list-style-type: none"> Receive students from a historic closing elementary school (Douglass) to make fuller use of a neighborhood facility.

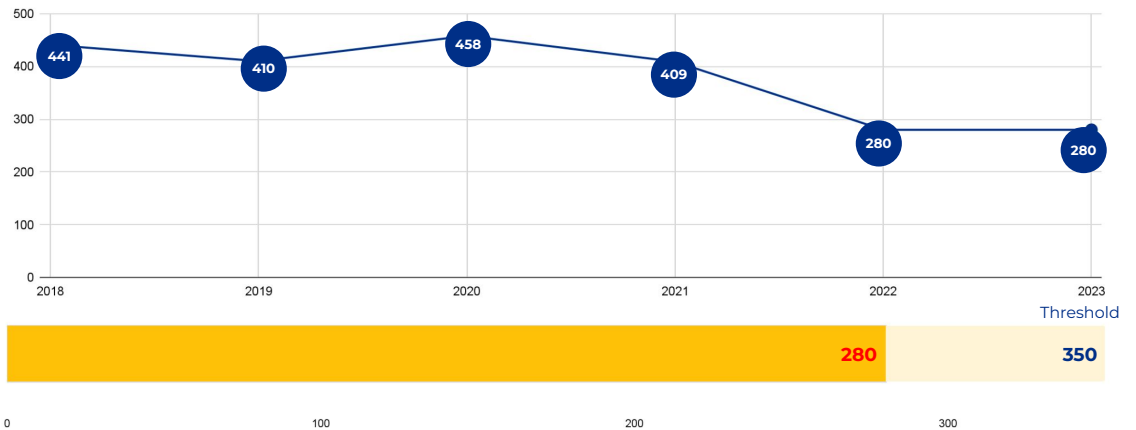


PRIMARY CRITERIA #1: 2022-23 ENROLLMENT

2023 Enrollment
280

Campus Type
ES

Enrollment Threshold
350



	2018	2019	2020	2021	2022	2023
Total Enrollment:	441	410	458	409	280	280

PRIMARY CRITERIA #2: FACILITY COST PER PUPIL

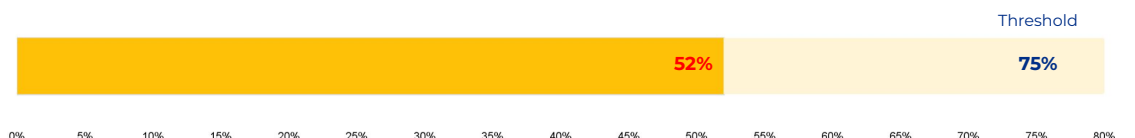
Cost Per Pupil
\$8,603



PRIMARY CRITERIA #3: 2022-23 FACILITY USE

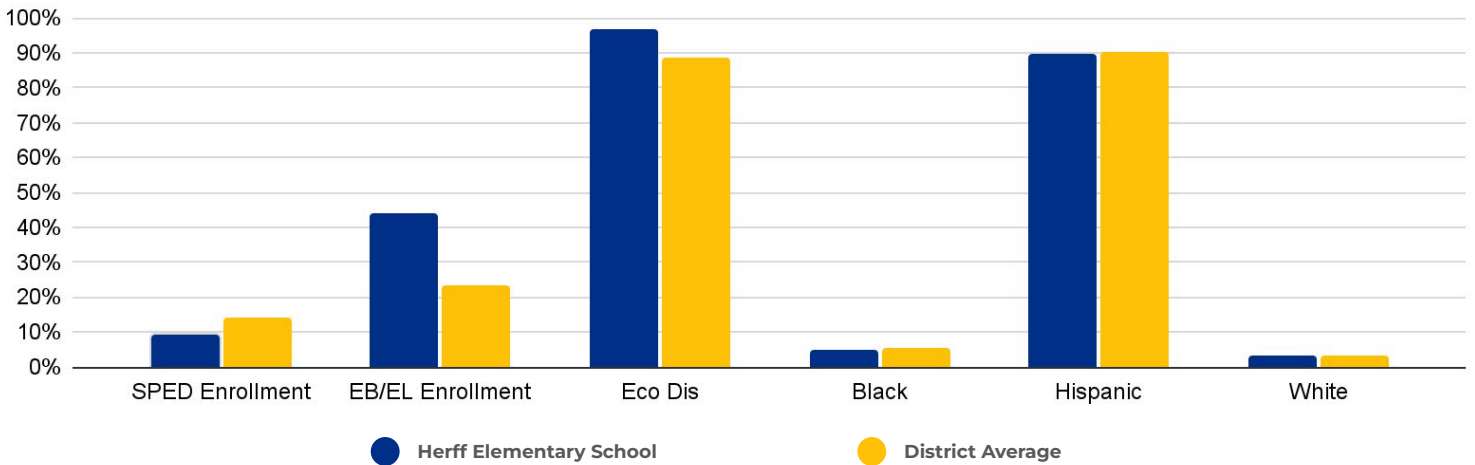
Functional Capacity
534

Facility Usage
52%

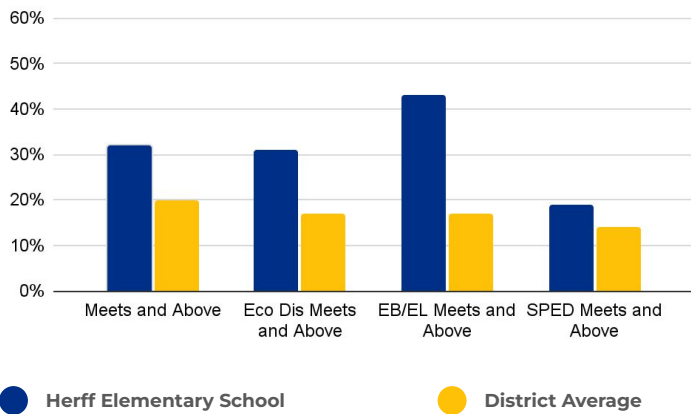


Herff Elementary School

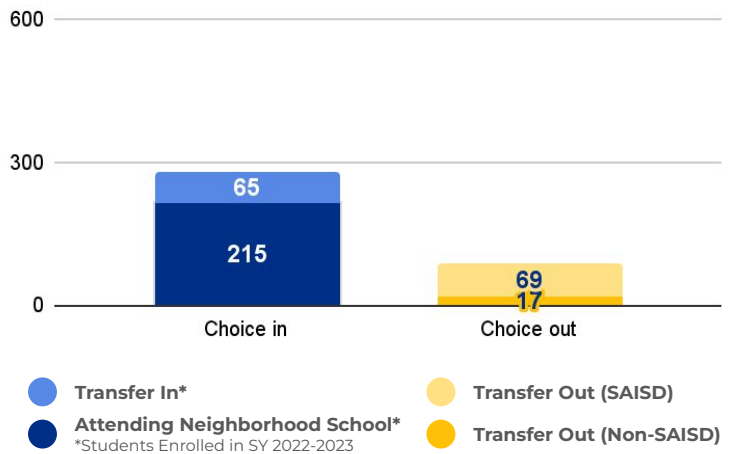
DEMOGRAPHICS



2022 ACADEMIC PERFORMANCE



2022-23 CHOICE IN / CHOICE OUT



BRIEF CRITERIA ANALYSIS

Given their close proximity, and low and declining enrollment, Douglass and Herff are likely partners for a school consolidation. In fact, the schools have shared students for many years. Consolidating Douglass into Herff makes the most sense from a facilities standpoint, as Herff is a larger facility on a larger plot of land. As a result, it is projected that in 2024 there will be 440 students at Herff.

BENEFITS OF RIGHTSIZING

Rightsizing will lead to increased enrollment and additional resources. How those resources are used will be decided by the school's principal, staff and Campus Advisory Council. Rightsizing decisions will lead to early childhood services in every elementary school, fewer split grade levels or teaching assignments, more courses or full-time specialty teachers (art, music, AVID, etc), increased staff collaboration, additional student services (mental health, social work, academic intervention, etc), more robust dual language programs, greater access to extracurriculars, and increases to campus budgets for positions like library services, Family and Community Engagement Specialists, and instructional coaches.

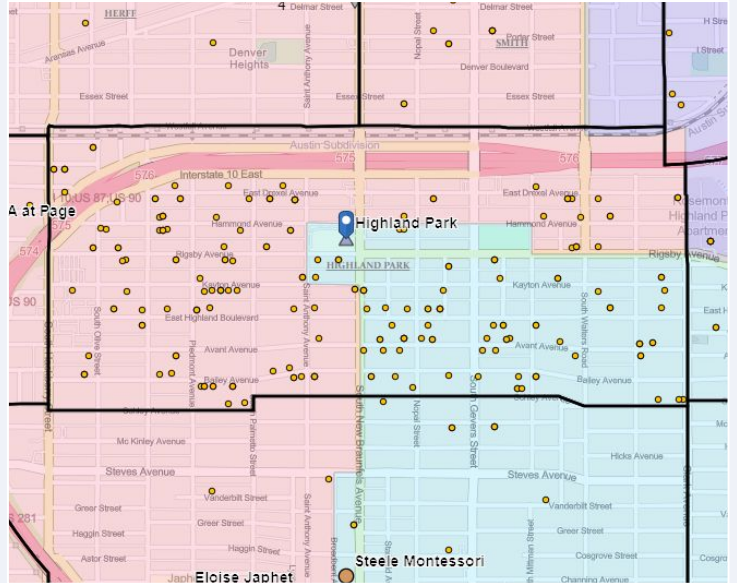
With Herff receiving students from Douglass, more students and families will gain access to:

- On-campus ALE instruction;
- On-campus ECSE special education instruction (monolingual and bi-lingual) in a self-contained setting;
- Access to mariachi programming; and
- A more robust and sustainable dual language program.

Highland Park Elementary School

SCHOOL OVERVIEW

Location:	635 Rigsby Ave San Antonio, TX 78210
Grades:	PK-5
Enrollment:	388
Poverty Index:	40%
Trustee/SMD:	Ozuna - District 3
HS Feeder Pattern:	Brackenridge
Recommendation:	<ul style="list-style-type: none"> Close a relatively under-enrolled school to make fuller use of two other neighborhood facilities (Japhet, Highland Hills).

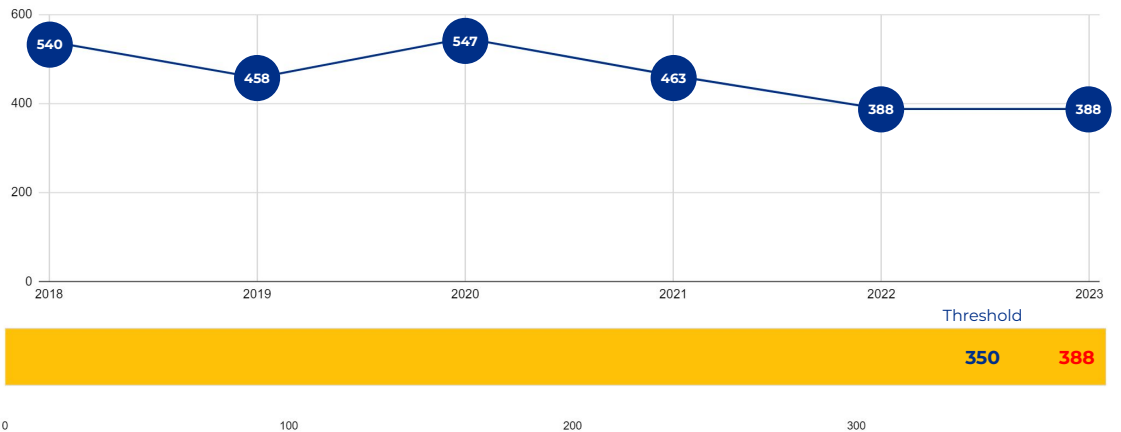


PRIMARY CRITERIA #1: 2022-23 ENROLLMENT

2023 Enrollment
388

Campus Type
ES

Enrollment Threshold
350



	2018	2019	2020	2021	2022	2023
Total Enrollment:	540	458	547	463	388	388

PRIMARY CRITERIA #2: FACILITY COST PER PUPIL

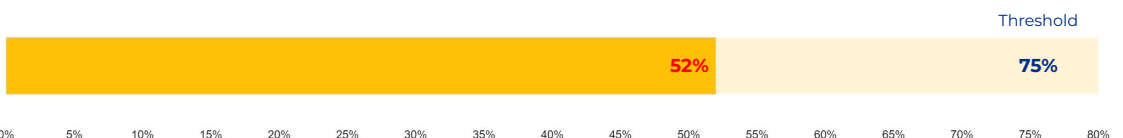
Cost Per Pupil
\$8,600



PRIMARY CRITERIA #3: 2022-23 FACILITY USE

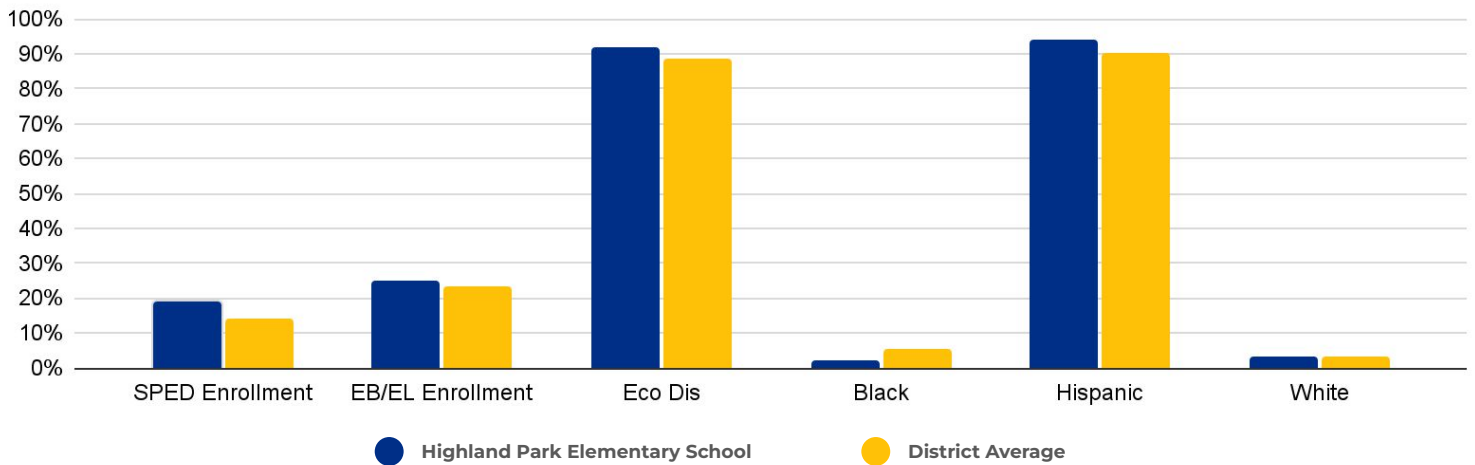
Functional Capacity
747

Facility Usage
52%

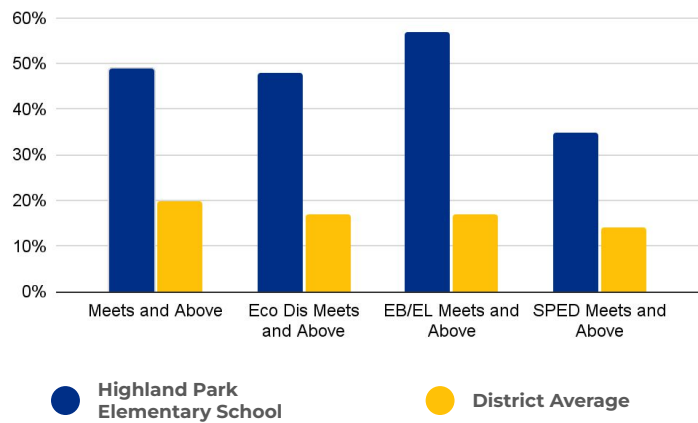


Highland Park Elementary School

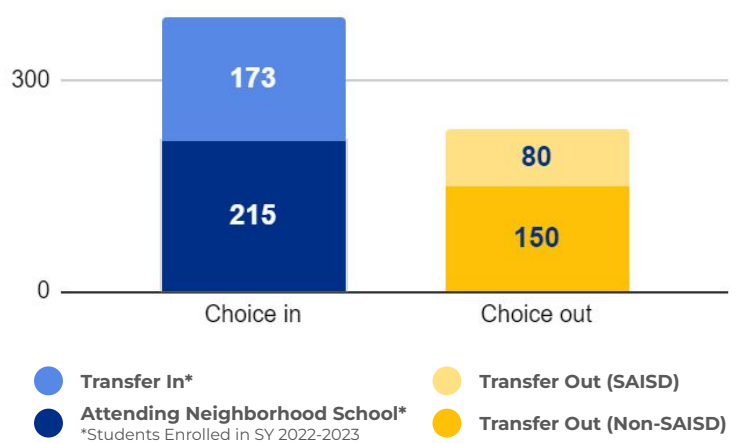
DEMOGRAPHICS



ACADEMIC PERFORMANCE



2022-23 CHOICE IN / CHOICE OUT



BRIEF CRITERIA ANALYSIS

Highland Park meets two of the three primary criteria. It is underused as a facility and it is above the threshold for facility cost per pupil. In addition, the number of students choosing out exceeds the number of students attending their neighborhood school.

Highland Hills is a better facility. More students are choosing to remain at Highland Hills and Japhet than at Highland Park. Japhet was fully constructed and renovated in Bond 2010 and Highland Hills will be fully improved in Bond 2020. Both receiving campuses have large sites for playgrounds, parking, and circulation.

BENEFITS OF RIGHTSIZING

Rightsizing will lead to increased enrollment and additional resources. How those resources are used will be decided by the school's principal, staff and Campus Advisory Council. Rightsizing decisions will lead to early childhood services in every elementary school, fewer split grade levels or teaching assignments, more courses or full-time specialty teachers (art, music, AVID, etc), increased staff collaboration, additional student services (mental health, social work, academic intervention, etc), more robust dual language programs, greater access to extracurriculars, and increases to campus budgets for positions like library services, Family and Community Engagement Specialists, and instructional coaches.

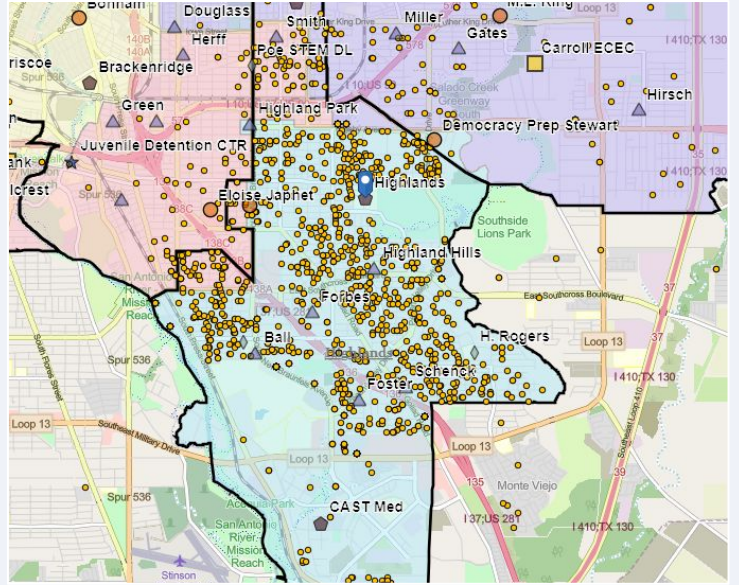
With Japhet and Highland Hills receiving students from Highland Park, more students and families will gain access to:

- A more robust and sustainable dual language program;
- Enhanced fine arts opportunities;
- In-district PK services; and
- Enhanced mental health and social services.

Highlands High School

SCHOOL OVERVIEW

Location:	3118 Elgin Ave San Antonio, TX 78210
Grades:	9-12
Enrollment:	1,668
Poverty Index:	50%
Trustee/SMD:	Ozuna - District 3
HS Feeder Pattern:	Highlands



Recommendation:

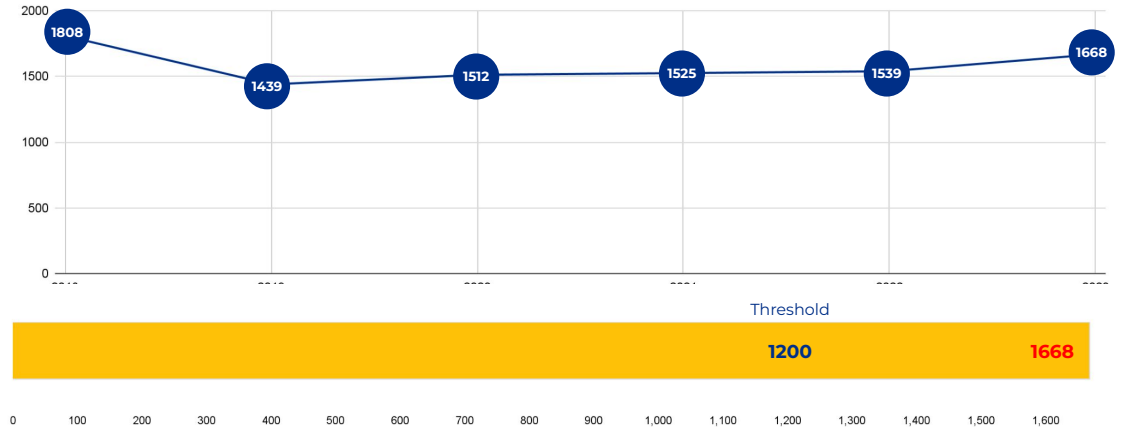
- Highlands is a comprehensive high school. Therefore, no rightsizing-related actions make an immediate impact on this school.

PRIMARY CRITERIA #1: 2022-23 ENROLLMENT

2023 Enrollment
1,668

Campus Type
HS

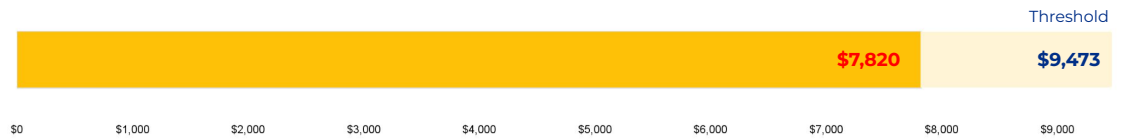
Enrollment Threshold
1,200



	2018	2019	2020	2021	2022	2023
Total Enrollment:	1808	1439	1512	1525	1539	1668

PRIMARY CRITERIA #2: FACILITY COST PER PUPIL

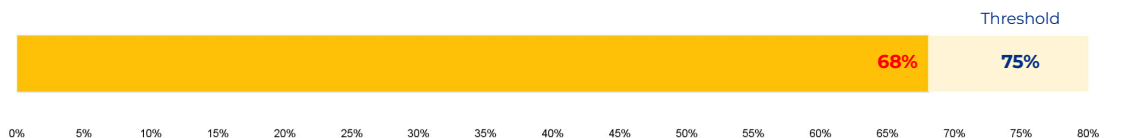
Cost Per Pupil
\$7,820



PRIMARY CRITERIA #3: 2022-23 FACILITY USE

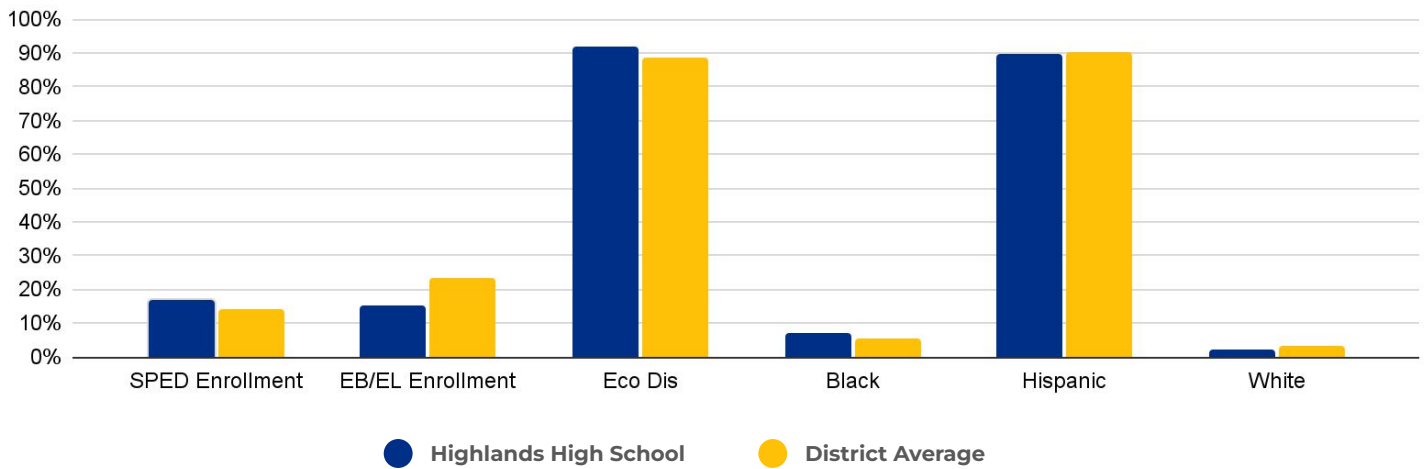
Functional Capacity
2,447

Facility Usage
68%

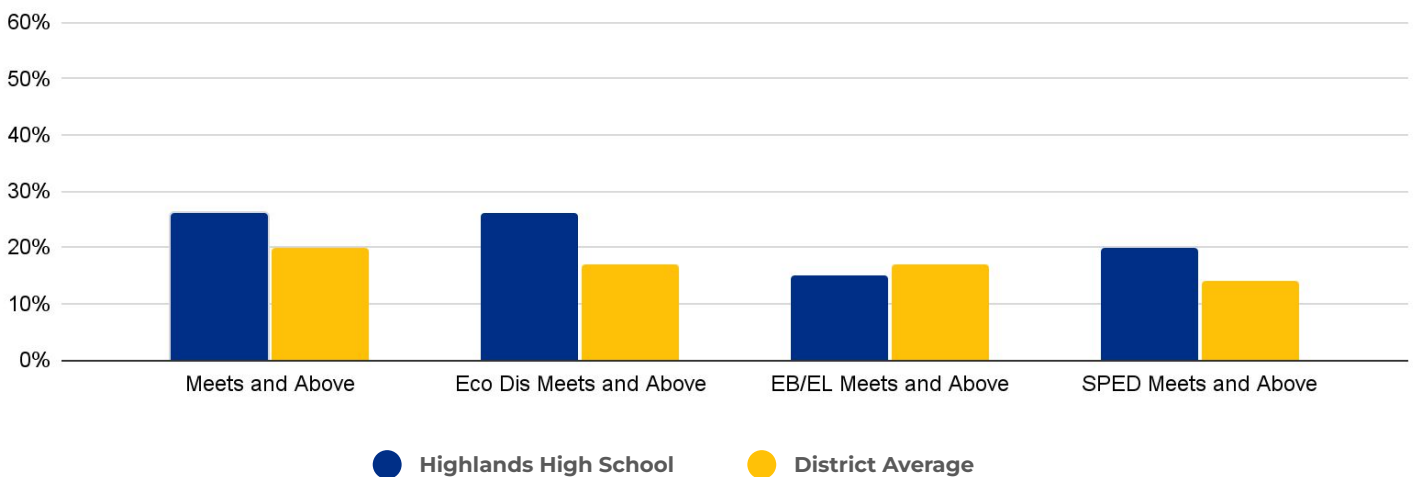


Highlands High School

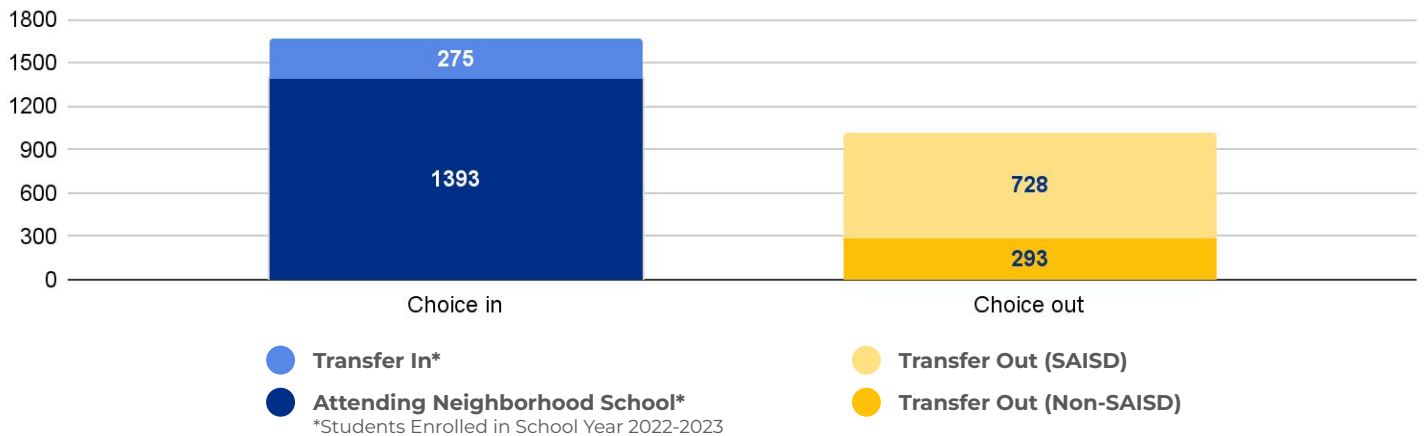
DEMOGRAPHICS



2022 ACADEMIC PERFORMANCE



2022-23 CHOICE IN / CHOICE OUT



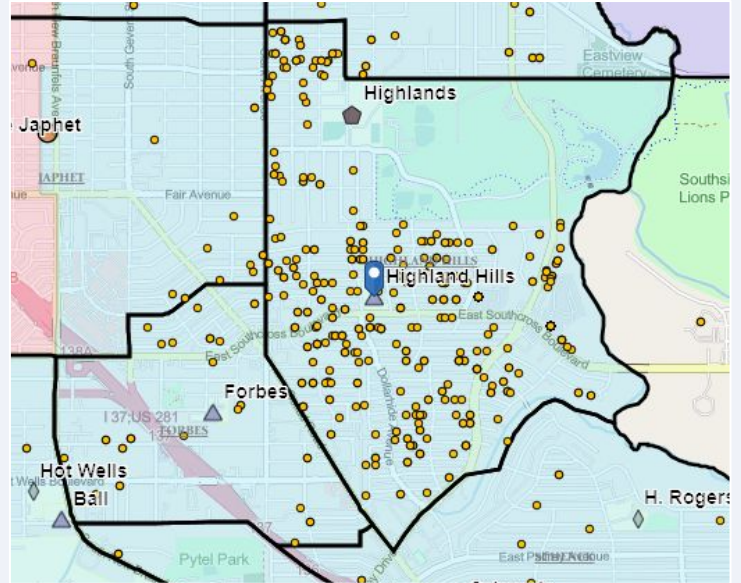
BRIEF CRITERIA ANALYSIS

As a comprehensive high school, Highlands was not considered for rightsizing decisions.

Highland Hills Elementary School

SCHOOL OVERVIEW

Location:	734 Glamis Ave San Antonio, TX 78223
Grades:	PK-5
Enrollment:	618
Poverty Index:	43%
Trustee/SMD:	Ozuna - District 3
HS Feeder Pattern:	Highlands



Recommendation:

- Receive students from closing elementary schools (Forbes, Foster, and Highland Park) to make fuller use of a neighborhood facility.

PRIMARY CRITERIA #1: 2022-23 ENROLLMENT

2023 Enrollment
618

Campus Type
ES

Enrollment Threshold
350



	2018	2019	2020	2021	2022	2023
Total Enrollment:	662	643	636	619	631	618

PRIMARY CRITERIA #2: FACILITY COST PER PUPIL

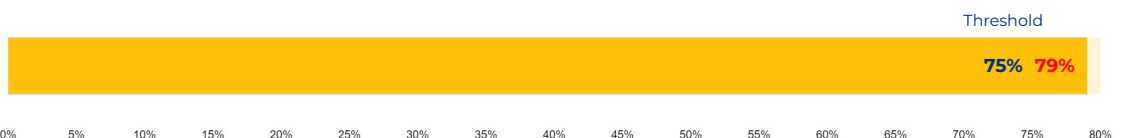
Cost Per Pupil
\$6,680



PRIMARY CRITERIA #3: 2022-23 FACILITY USE

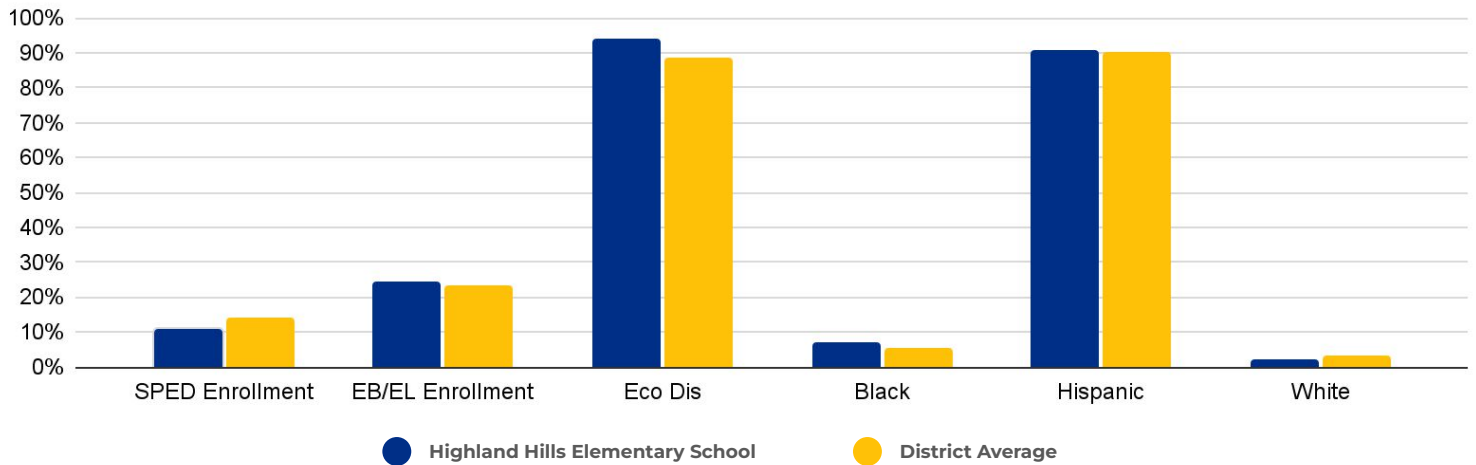
Functional Capacity
748

Facility Usage
79%

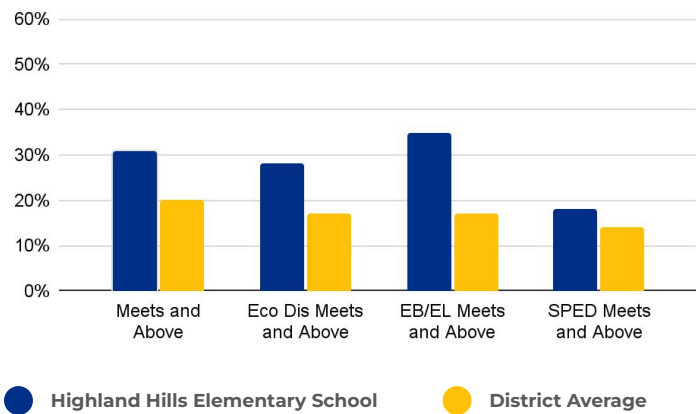


Highland Hills Elementary School

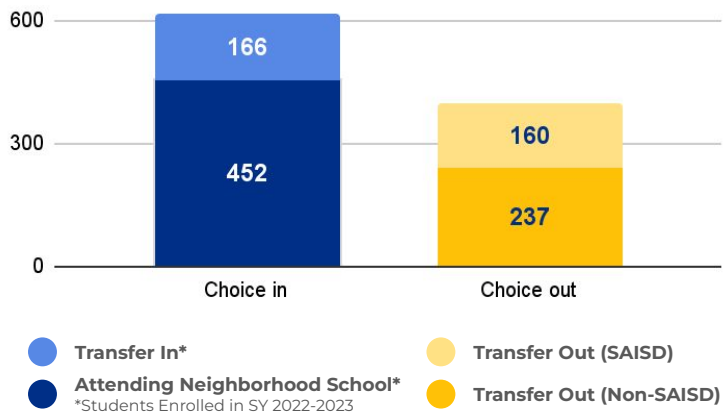
DEMOGRAPHICS



2022 ACADEMIC PERFORMANCE



2022-23 CHOICE IN / CHOICE OUT



BRIEF CRITERIA ANALYSIS

Highland Hills does not meet any of the primary criteria, but it has space to receive additional students. It also is a better-quality facility than Highland Park. Additionally, Highland Hills has better Choice In / Choice Out numbers than surrounding schools, making it a more ideal receiving school. As a result, it is projected that in 2024 there will be 809 students at Highland Hills.

BENEFITS OF RIGHTSIZING

Rightsizing will lead to increased enrollment and additional resources. How those resources are used will be decided by the school's principal, staff and Campus Advisory Council. Rightsizing decisions will lead to early childhood services in every elementary school, fewer split grade levels or teaching assignments, more courses or full-time specialty teachers (art, music, AVID, etc), increased staff collaboration, additional student services (mental health, social work, academic intervention, etc), more robust dual language programs, greater access to extracurriculars, and increases to campus budgets for positions like library services, Family and Community Engagement Specialists, and instructional coaches.

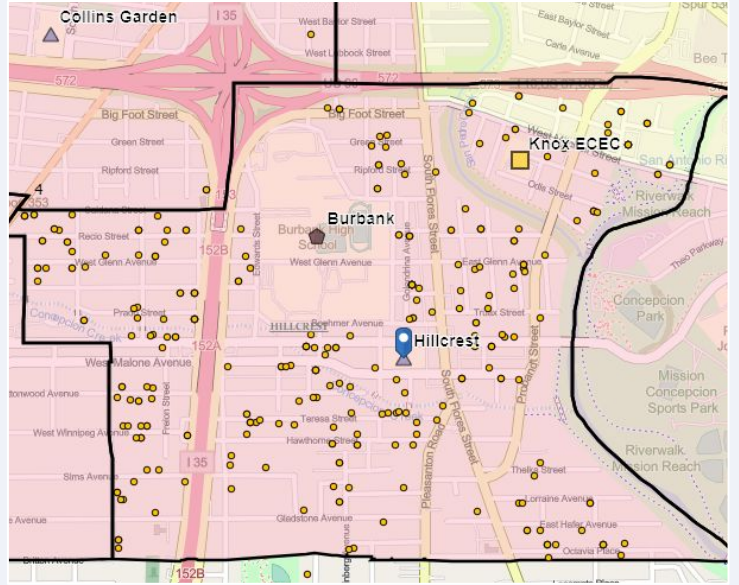
With Highland Hills receiving students from Highland Park, Forbes, and Foster, more students and families will gain access to:

- Additional music and art instruction in addition to the full-time music and art teachers currently on campus;
- On-campus ALE instruction;
- A more robust and sustainable bilingual hub at the Highland Hills campus.

Hillcrest Elementary School

SCHOOL OVERVIEW

Location:	211 W Malone Ave San Antonio, TX 78214
Grades:	PK-5
Enrollment:	354
Poverty Index:	49%
Trustee/SMD:	Valdez - District 4
HS Feeder Pattern:	Burbank



Recommendation:

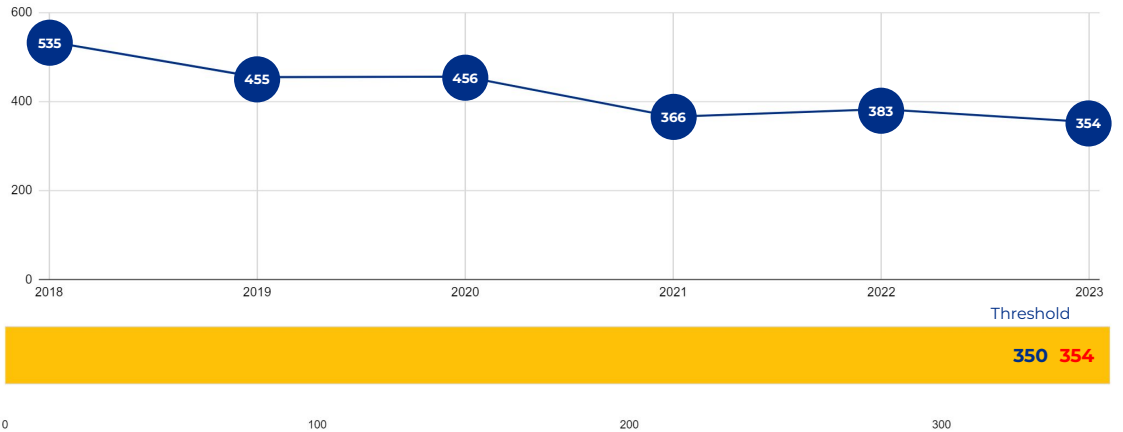
- Receive students from a closing elementary school (Riverside Park) and closing early childhood campus (Knox) to make fuller use of a neighborhood facility.

PRIMARY CRITERIA #1: 2022-23 ENROLLMENT

2023 Enrollment
354

Campus Type
ES

Enrollment Threshold
350



	2018	2019	2020	2021	2022	2023
Total Enrollment:	535	455	456	366	383	354

PRIMARY CRITERIA #2: FACILITY COST PER PUPIL

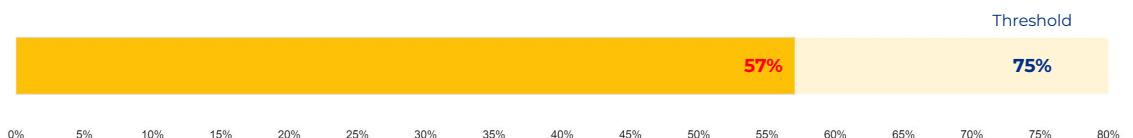
Cost Per Pupil
\$8,495



PRIMARY CRITERIA #3: 2022-23 FACILITY USE

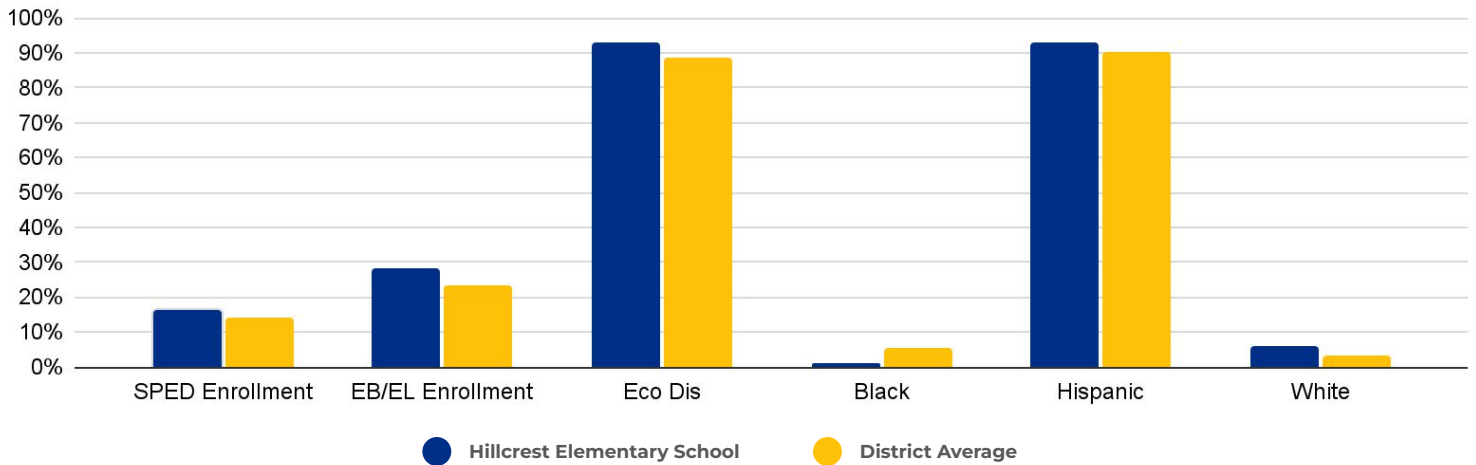
Functional Capacity
625

Facility Usage
57%

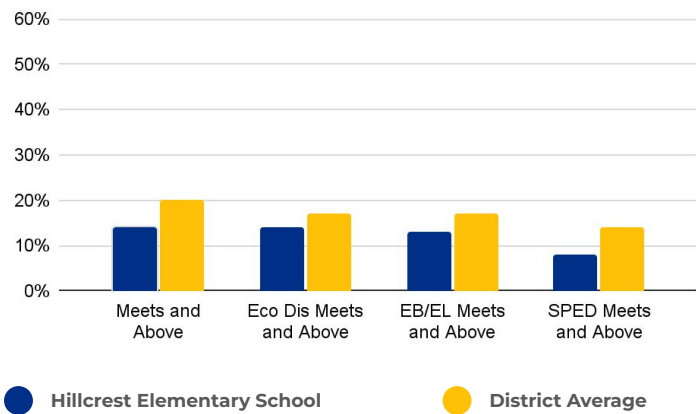


Hillcrest Elementary School

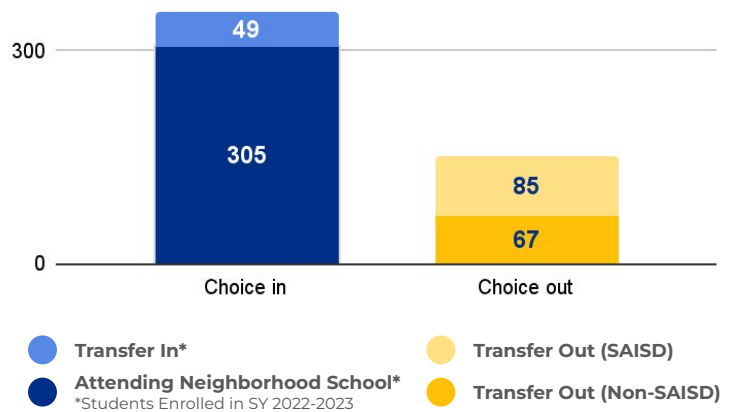
DEMOGRAPHICS



2022 ACADEMIC PERFORMANCE



2022-23 CHOICE IN / CHOICE OUT



BRIEF CRITERIA ANALYSIS

Hillcrest meets two of three primary criteria, and it has a larger enrollment and more favorable Choice In / Choice Out statistics than Riverside Park. Hillcrest has the space to accommodate students from both Riverside Park and Knox. It is projected that in 2024 there will be 550 students at Hillcrest.

BENEFITS OF RIGHTSIZING

Rightsizing will lead to increased enrollment and additional resources. How those resources are used will be decided by the school's principal, staff and Campus Advisory Council. Rightsizing decisions will lead to early childhood services in every elementary school, fewer split grade levels or teaching assignments, more courses or full-time specialty teachers (art, music, AVID, etc), increased staff collaboration, additional student services (mental health, social work, academic intervention, etc), more robust dual language programs, greater access to extracurriculars, and increases to campus budgets for positions like library services, Family and Community Engagement Specialists, and instructional coaches.

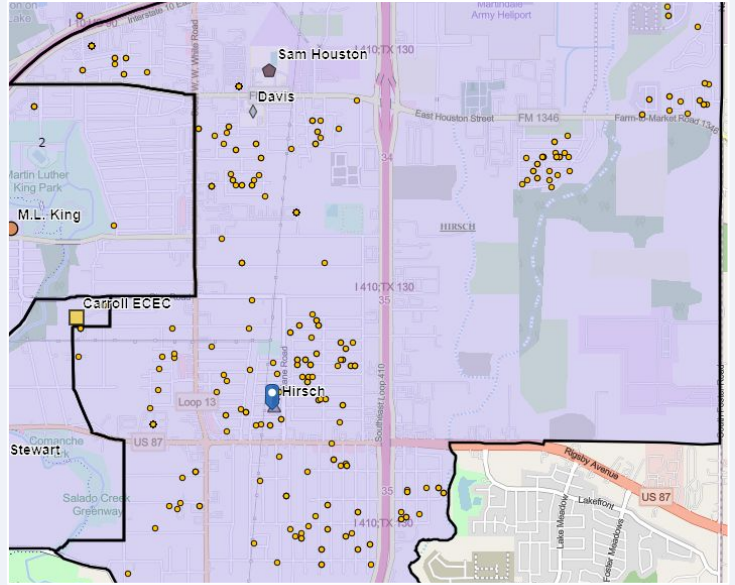
With Hillcrest receiving students from Riverside Park, more students and families will gain access to:

- On-campus ALE and BSC instruction for students needing specialized programming;
- A more robust and sustainable dual language program--former Riverside Park students will no longer need to be part of split-grade dual language classrooms.

Hirsch Elementary School

SCHOOL OVERVIEW

Location:	4826 Seabreeze Dr San Antonio, TX 78220
Grades:	Head Start, K-5
Enrollment:	535
Poverty Index:	51%
Trustee/SMD:	Sebastian - District 2
HS Feeder Pattern:	Sam Houston
Recommendation:	<ul style="list-style-type: none"> No rightsizing-related actions make a significant impact on this school.



PRIMARY CRITERIA #1: 2022-23 ENROLLMENT

2023 Enrollment
535

Campus Type
ES

Enrollment Threshold
350



	2018	2019	2020	2021	2022	2023
Total Enrollment:	813	727	628	576	537	535

PRIMARY CRITERIA #2: FACILITY COST PER PUPIL

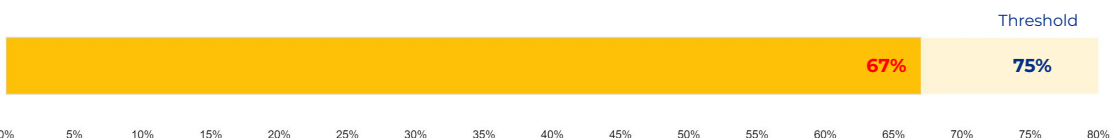
Cost Per Pupil
\$6,706



PRIMARY CRITERIA #3: 2022-23 FACILITY USE

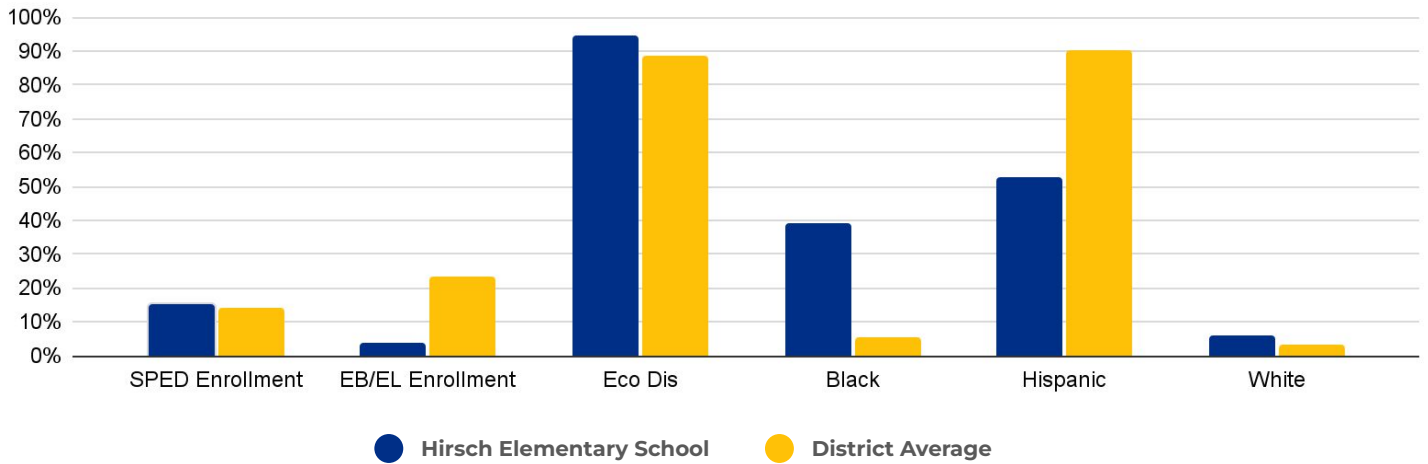
Functional Capacity
796

Facility Usage
67%

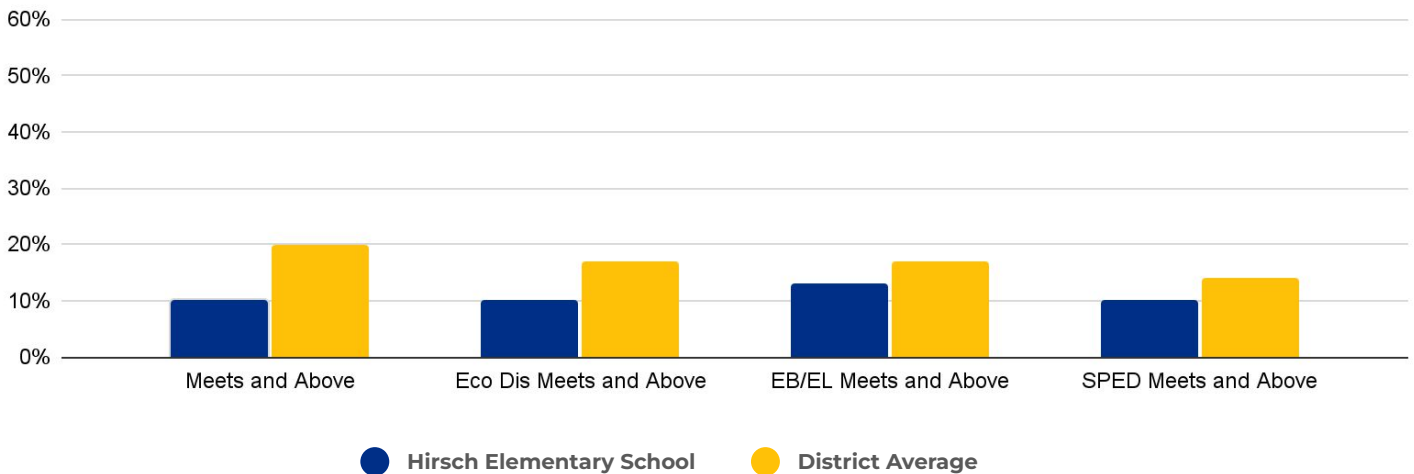


Hirsch Elementary School

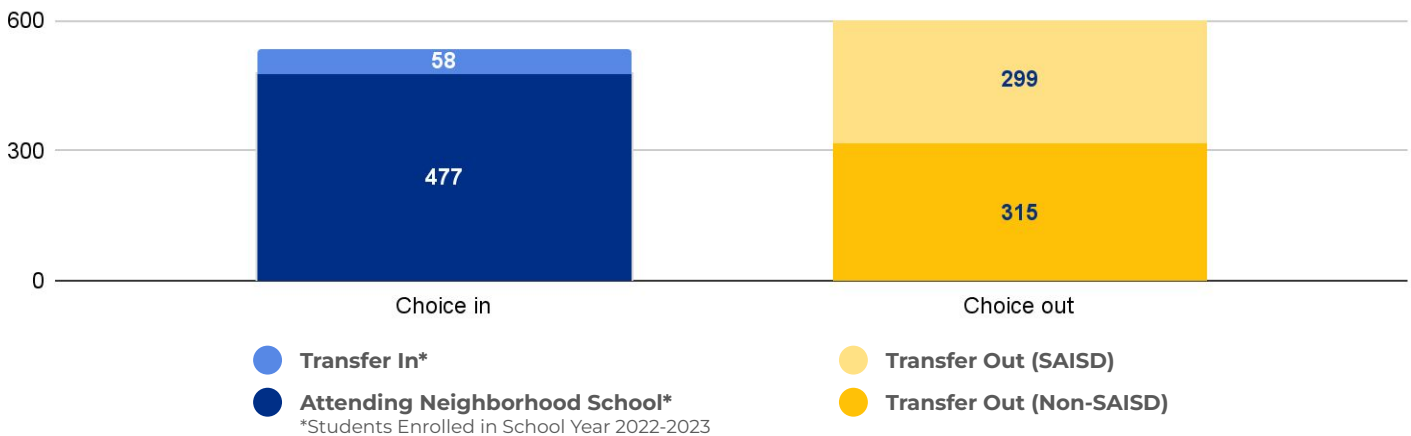
DEMOGRAPHICS



2022 ACADEMIC PERFORMANCE



2022-23 CHOICE IN / CHOICE OUT



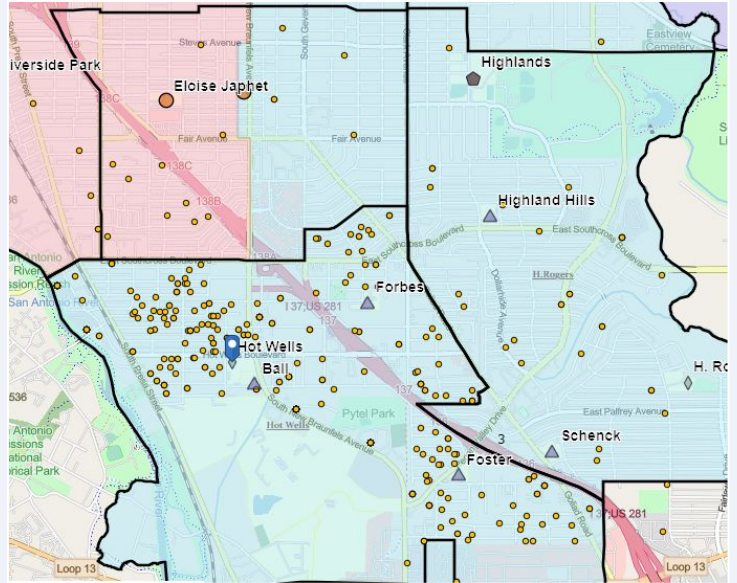
BRIEF CRITERIA ANALYSIS

Hirsch serves a remote region of the district and has no natural sending or receiving school.

Hot Wells Middle School

SCHOOL OVERVIEW

Location:	400 Hot Wells Blvd San Antonio, TX 78223
Grades:	6-8
Enrollment:	419
Poverty Index:	65%
Trustee/SMD:	Ozuna - District 3
HS Feeder Pattern:	Highlands
Recommendation:	<ul style="list-style-type: none"> Receive students in grades 06-08 from a redesigned Japhet Academy to make fuller use of a neighborhood comprehensive middle school.

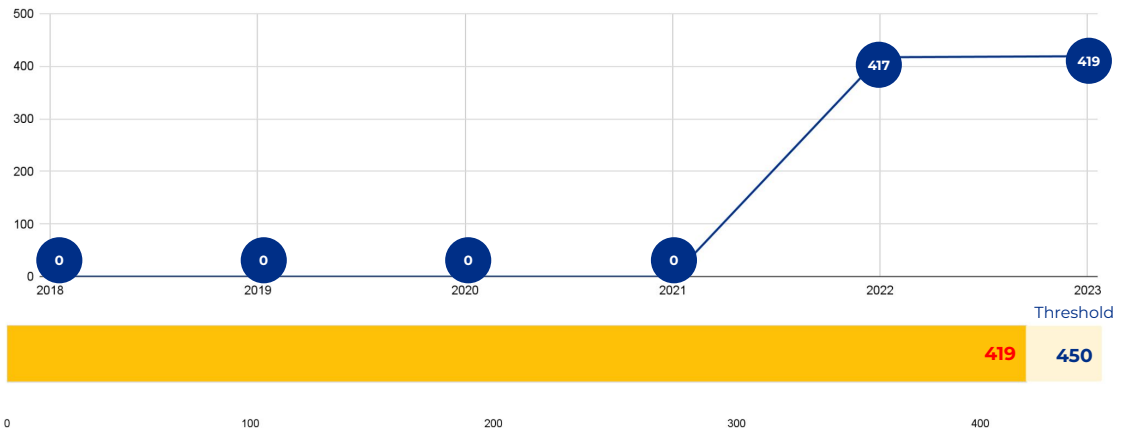


PRIMARY CRITERIA #1: 2022-23 ENROLLMENT

2023 Enrollment
419

Campus Type
MS


Enrollment Threshold
450



	2018	2019	2020	2021	2022	2023
Total Enrollment:	0	0	0	0	417	419

PRIMARY CRITERIA #2: FACILITY COST PER PUPIL

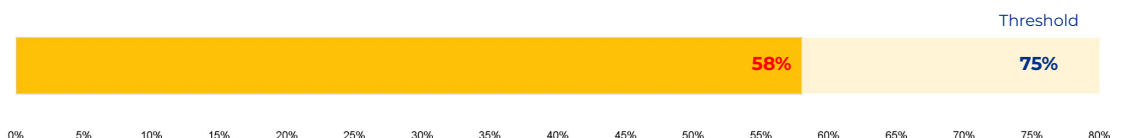
Cost Per Pupil
\$8,979



PRIMARY CRITERIA #3: 2022-23 FACILITY USE

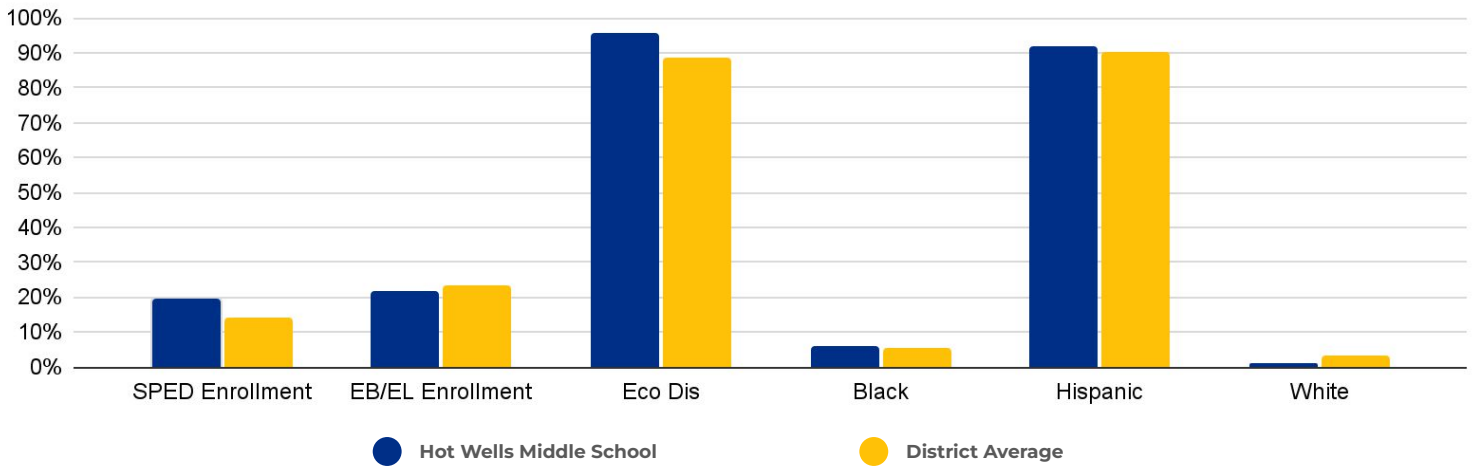
Functional Capacity
717

Facility Usage
58%

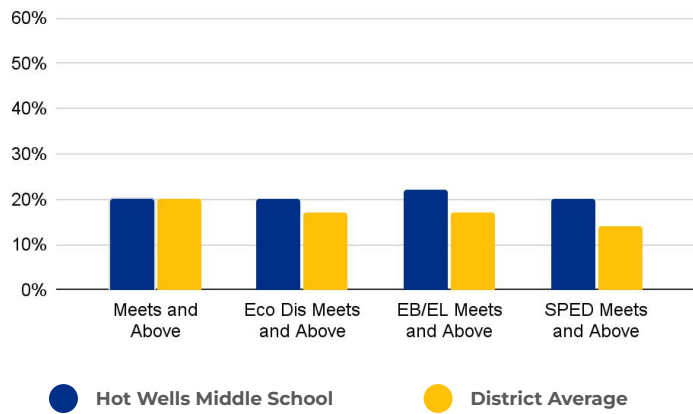


Hot Wells Middle School

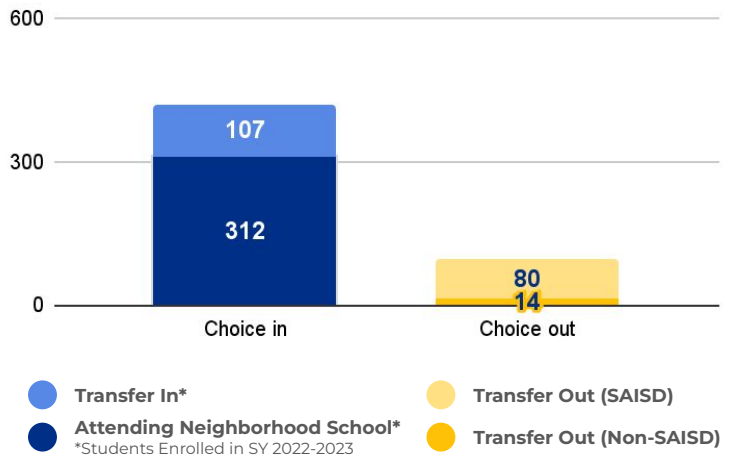
DEMOGRAPHICS



2022 ACADEMIC PERFORMANCE



2022-23 CHOICE IN / CHOICE OUT



BRIEF CRITERIA ANALYSIS

Hot Wells meets all three primary criteria, but has significantly more families choosing into the school than choosing out. By adding students from Japhet's 6-8 grades, Hot Wells will become a well-enrolled comprehensive middle school. As a result, it is projected that in 2024 there will be 669 students at Hot Wells.

BENEFITS OF RIGHTSIZING

Rightsizing will lead to increased enrollment and additional resources. How those resources are used will be decided by the school's principal, staff and Campus Advisory Council. Rightsizing decisions will lead to early childhood services in every elementary school, fewer split grade levels or teaching assignments, more courses or full-time specialty teachers (art, music, AVID, etc), increased staff collaboration, additional student services (mental health, social work, academic intervention, etc), more robust dual language programs, greater access to extracurriculars, and increases to campus budgets for positions like library services, Family and Community Engagement Specialists, and instructional coaches.

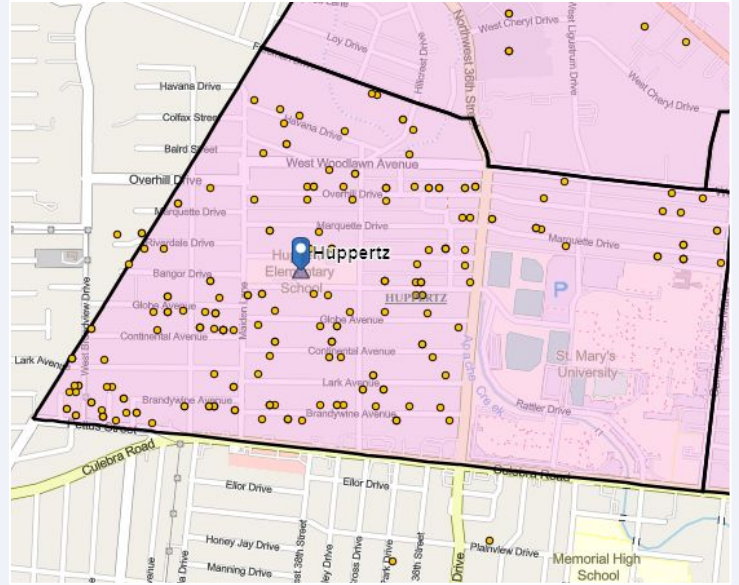
With Hot Wells receiving students from Japhet Academy, more students and families will gain access to:

- More robust and sustainable dual language and ESL program services for students new to the U.S. and to students progressing from elementary dual language programs to secondary dual language programs;
- Middle school athletic programs;
- Dance and mariachi programming in addition to existing visual art, band, and orchestra; and
- Additional full time teachers.

Huppertz Elementary School

SCHOOL OVERVIEW

Location:	247 Bangor Dr San Antonio, TX 78228
Grades:	Head Start, K-5
Enrollment:	295
Poverty Index:	44%
Trustee/SMD:	Garza - District 7
HS Feeder Pattern:	Jefferson



Recommendation:

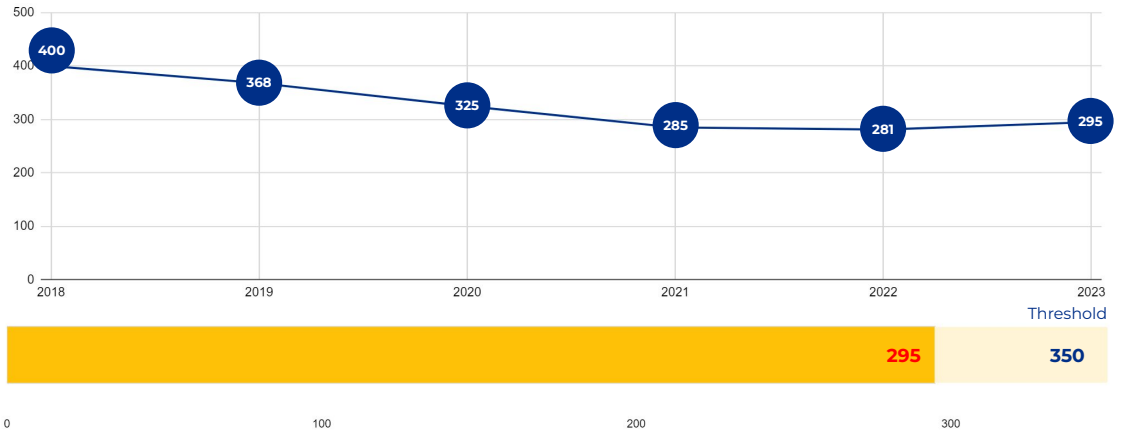
- Close this historically under-enrolled school to make fuller use two other neighborhood facilities (Woodlawn Hills, Fenwick).

PRIMARY CRITERIA #1: 2022-23 ENROLLMENT

2023 Enrollment
295

Campus Type
ES

Enrollment Threshold
350



	2018	2019	2020	2021	2022	2023
Total Enrollment:	400	368	325	285	281	295

PRIMARY CRITERIA #2: FACILITY COST PER PUPIL

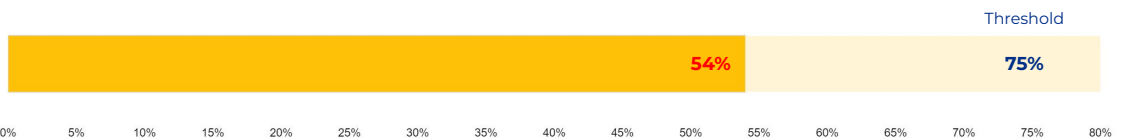
Cost Per Pupil
\$8,041



PRIMARY CRITERIA #3: 2022-23 FACILITY USE

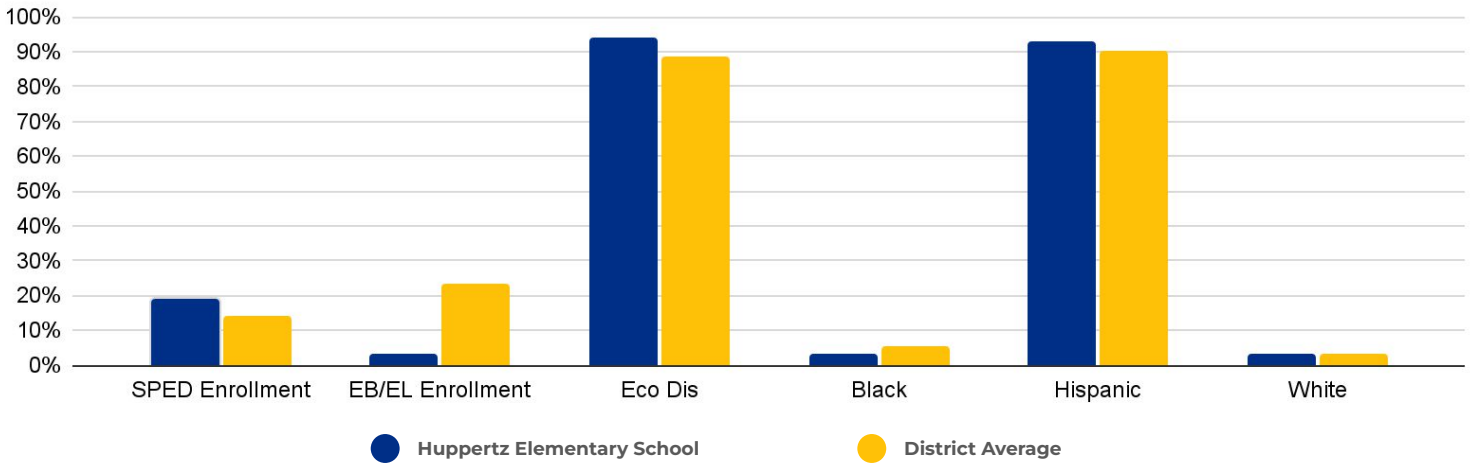
Functional Capacity
549

Facility Usage
54%

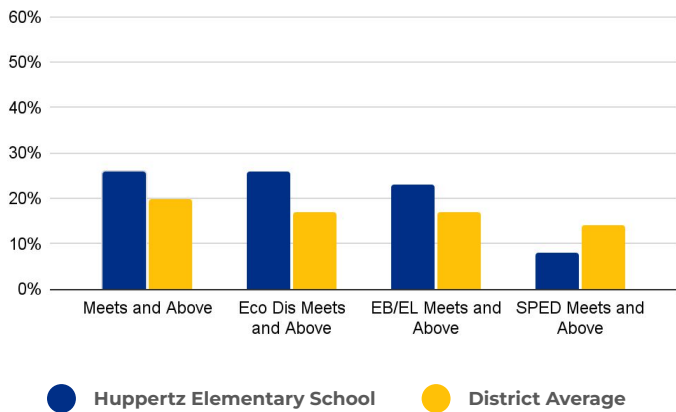


Huppertz Elementary School

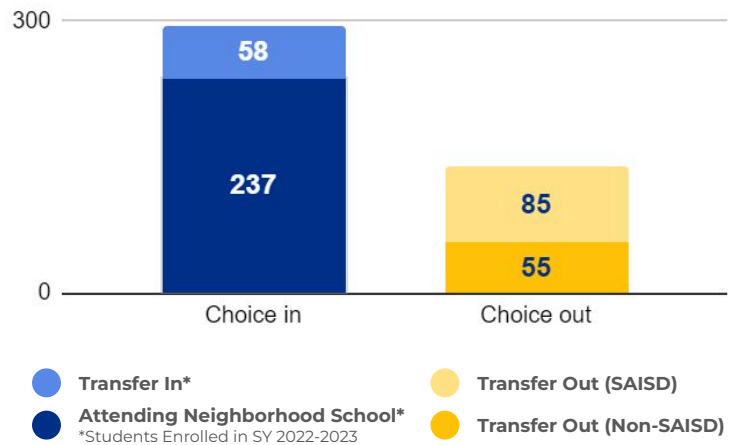
DEMOGRAPHICS



2022 ACADEMIC PERFORMANCE



2022-23 CHOICE IN / CHOICE OUT



BRIEF CRITERIA ANALYSIS

Huppertz meets two of three primary criteria. It has low enrollment that has declined significantly since 2018 and is underused as a facility. Woodlawn Hills and Fenwick Academy are suitable to receive students from Huppertz because they have more robust enrollment and facility use. Both also offer International Baccalaureate instructional programming, which is currently offered at Huppertz, so students will be able to continue that experience without interruption.

BENEFITS OF RIGHTSIZING

Rightsizing will lead to increased enrollment and additional resources. How those resources are used will be decided by the school's principal, staff and Campus Advisory Council. Rightsizing decisions will lead to early childhood services in every elementary school, fewer split grade levels or teaching assignments, more courses or full-time specialty teachers (art, music, AVID, etc), increased staff collaboration, additional student services (mental health, social work, academic intervention, etc), more robust dual language programs, greater access to extracurriculars, and increases to campus budgets for positions like library services, Family and Community Engagement Specialists, and instructional coaches.

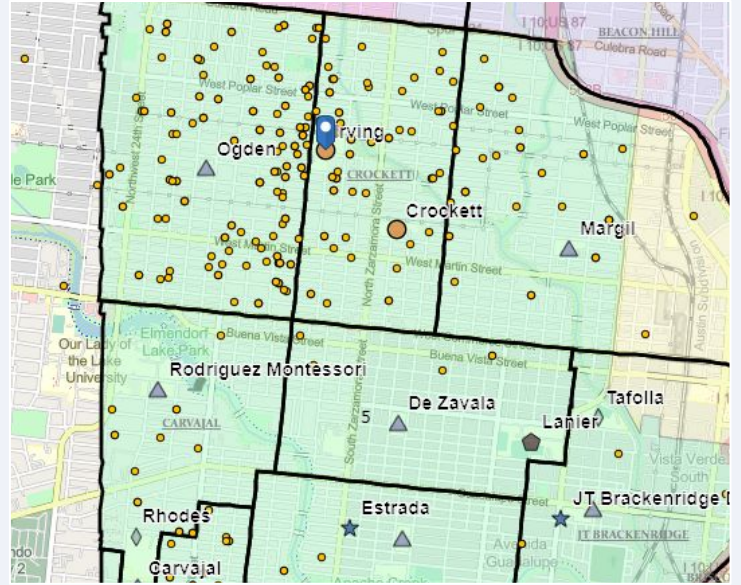
With Woodlawn Hills and Fenwick receiving students from Huppertz, more students and families will gain access to:

- Enhanced mental health and social services; and
- Full-time elementary music and art teachers.

Irving Dual Language Academy

SCHOOL OVERVIEW

Location:	1300 Delgado St San Antonio, TX 78207
Grades:	PK-8
Enrollment:	554
Poverty Index:	55%
Trustee/SMD:	Torres - District 5
HS Feeder Pattern:	Lanier
Recommendation:	<ul style="list-style-type: none"> No rightsizing-related actions make a significant impact on this school.

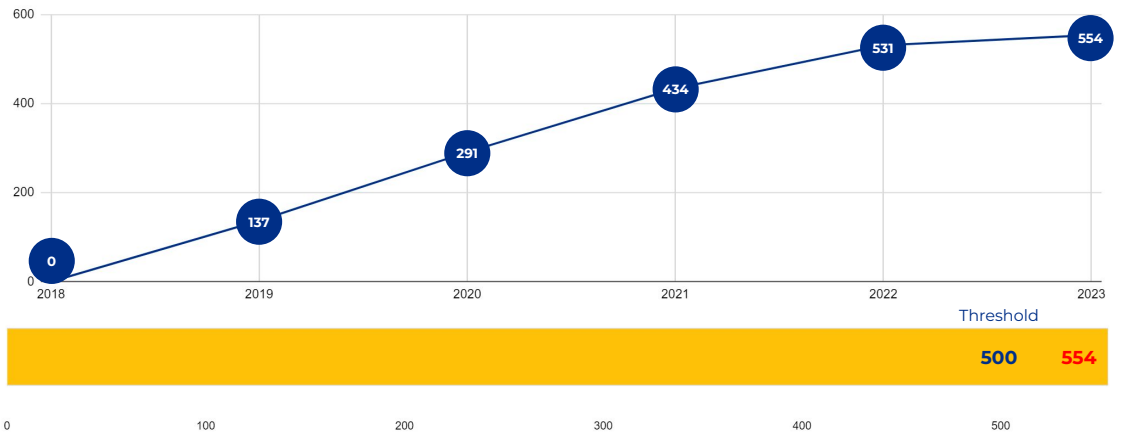


PRIMARY CRITERIA #1: 2022-23 ENROLLMENT

2023 Enrollment
554

Campus Type
Academy

Enrollment Threshold
500



	2018	2019	2020	2021	2022	2023
Total Enrollment:	0	137	291	434	531	554

PRIMARY CRITERIA #2: FACILITY COST PER PUPIL

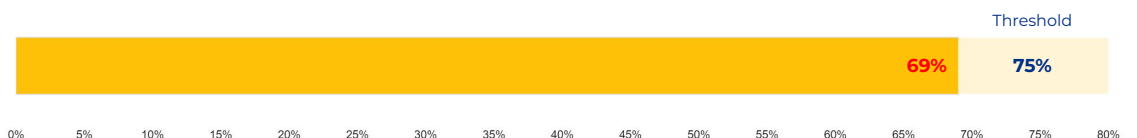
Cost Per Pupil
\$8,248



PRIMARY CRITERIA #3: 2022-23 FACILITY USE

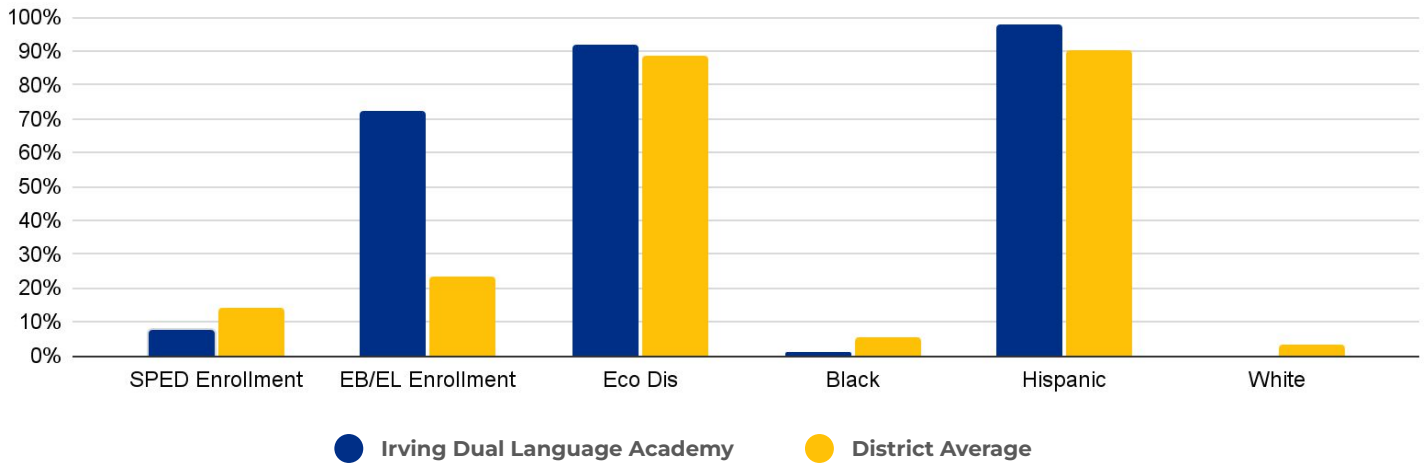
Functional Capacity
799

Facility Usage
69%

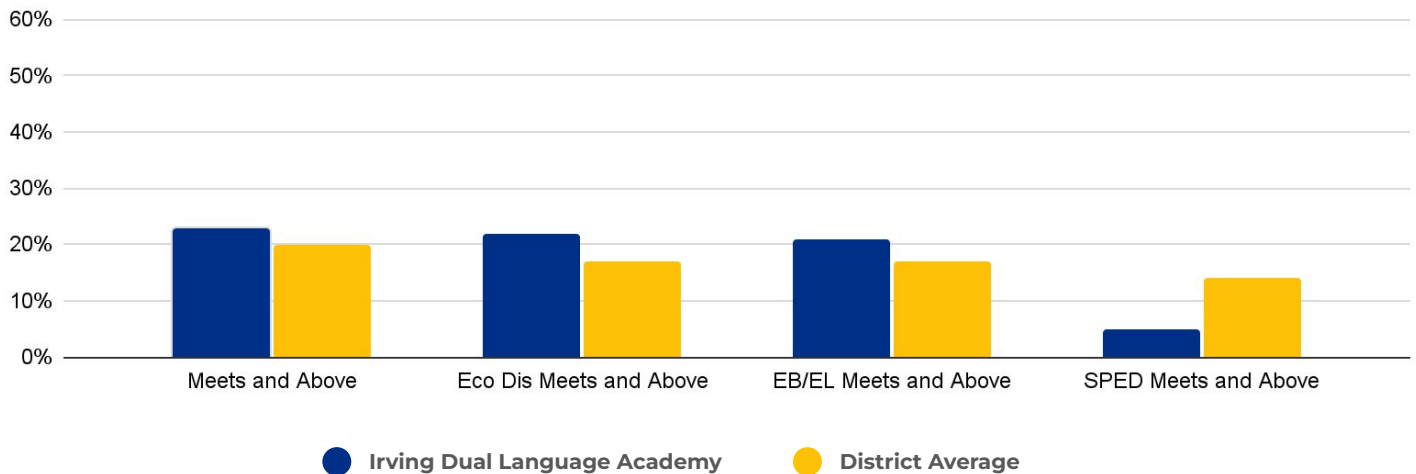


Irving Dual Language Academy

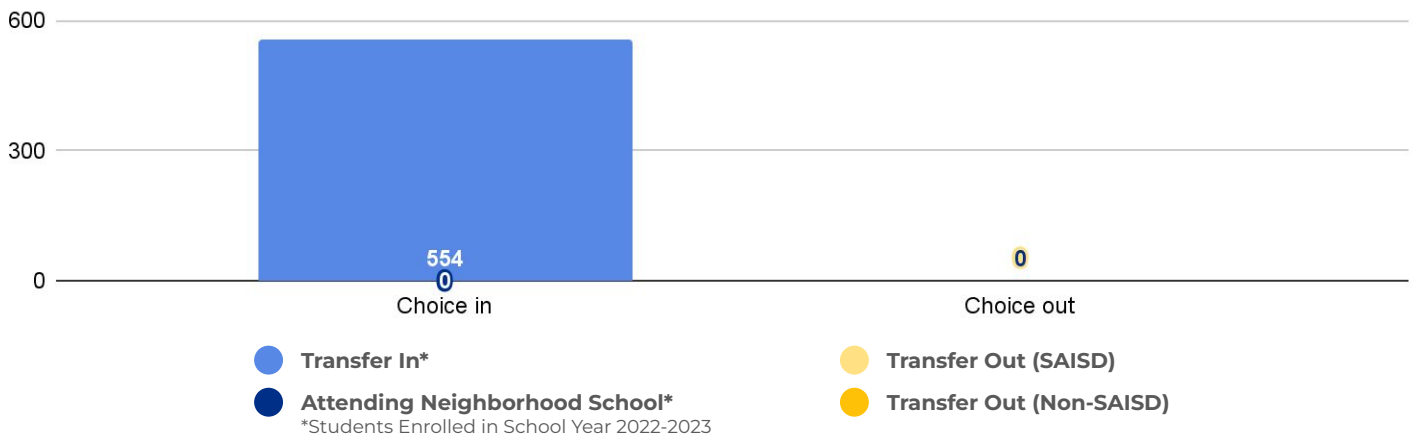
DEMOGRAPHICS



2022 ACADEMIC PERFORMANCE



2022-23 CHOICE IN / CHOICE OUT



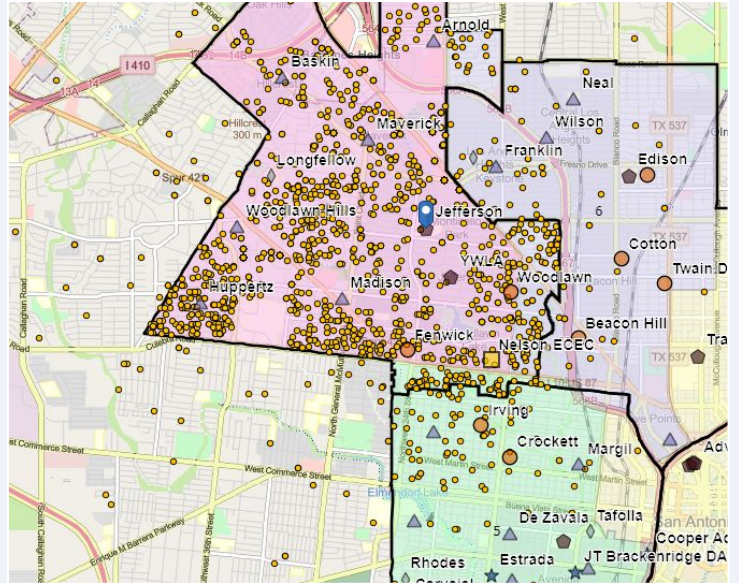
BRIEF CRITERIA ANALYSIS

Irving Dual Language Academy is a thriving elementary school that has experienced consistent enrollment growth in the last five years. This enrollment growth is expected to continue as younger, larger cohorts age into their middle school years.

Jefferson High School

SCHOOL OVERVIEW

Location:	723 Donaldson Ave San Antonio, TX 78201
Grades:	9-12
Enrollment:	1,687
Poverty Index:	39%
Trustee/SMD:	Garza - District 7
HS Feeder Pattern:	Jefferson



Recommendation:

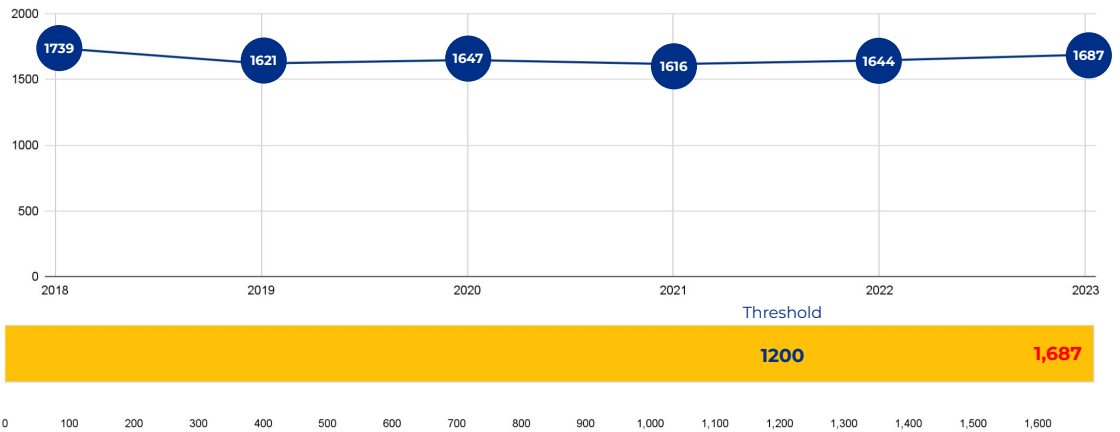
- Jefferson is a comprehensive high school. Therefore, no rightsizing-related actions make an immediate impact on this school.

PRIMARY CRITERIA #1: 2022-23 ENROLLMENT

2023 Enrollment
1,687

Campus Type
HS

Enrollment Threshold
1,200



	2018	2019	2020	2021	2022	2023
Total Enrollment:	1739	1621	1647	1616	1644	1687

PRIMARY CRITERIA #2: FACILITY COST PER PUPIL

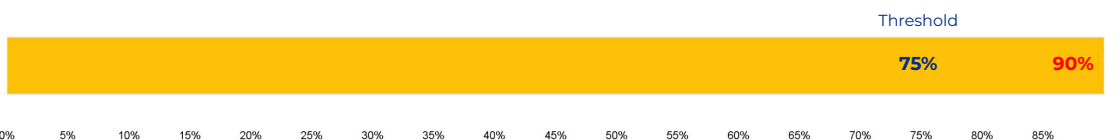
Cost Per Pupil
\$8,477



PRIMARY CRITERIA #3: 2022-23 FACILITY USE

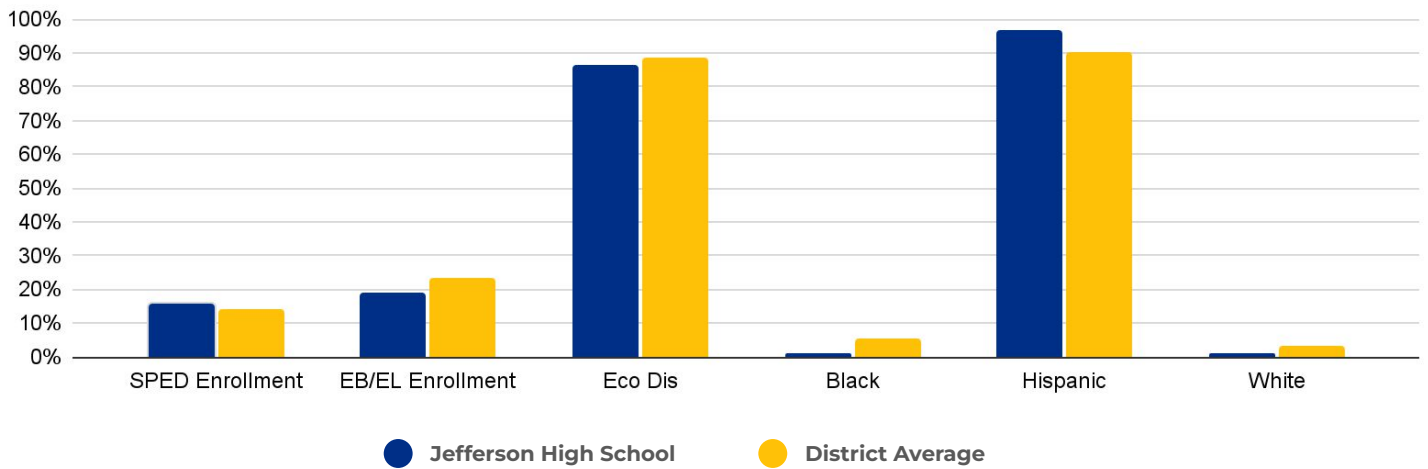
Functional Capacity
1,878

Facility Usage
90%

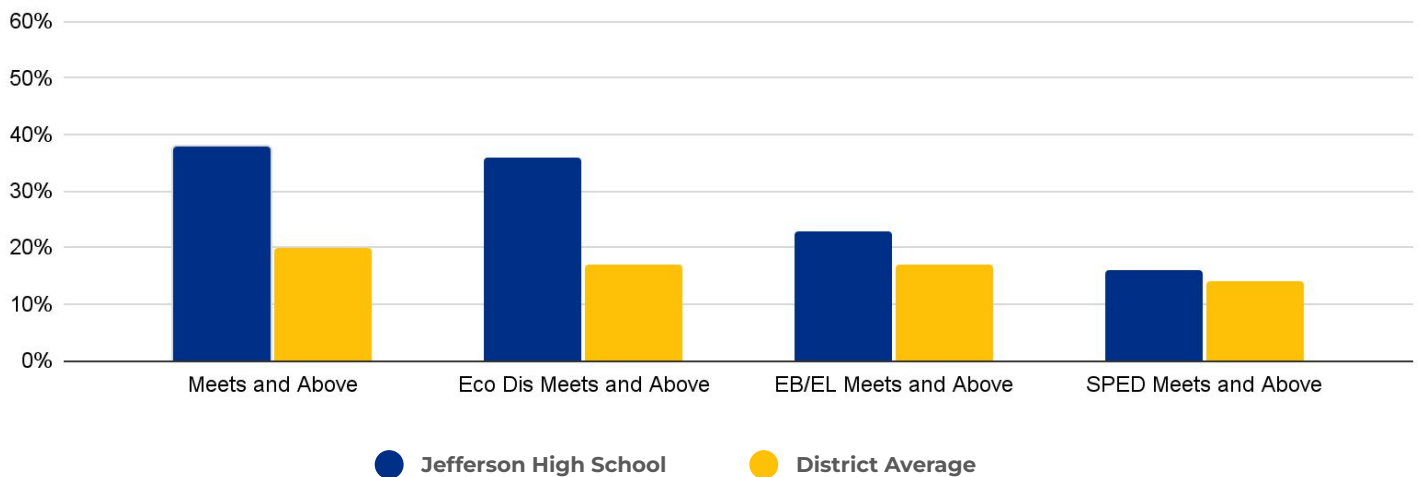


Jefferson High School

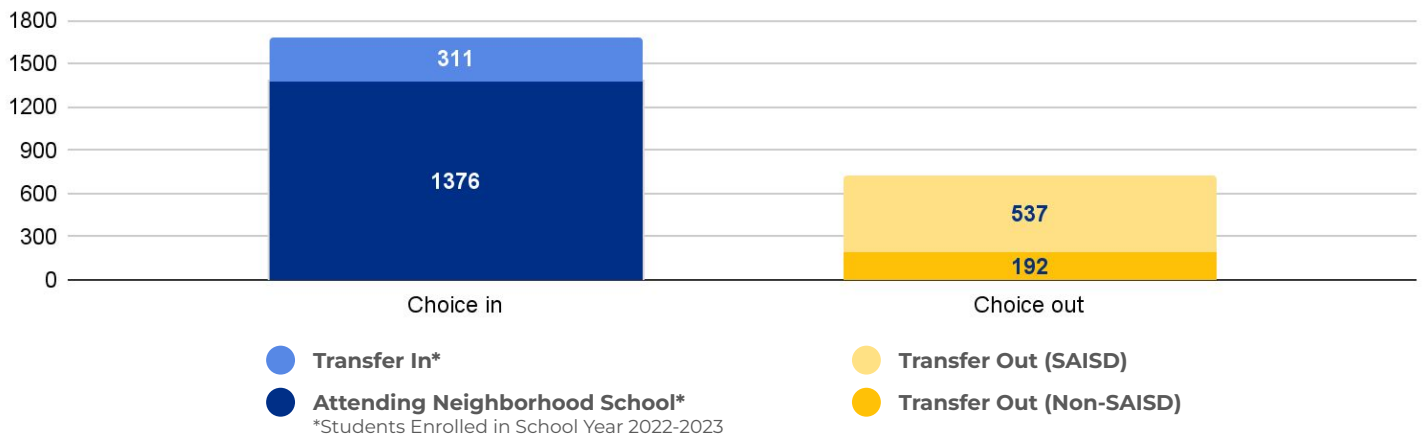
DEMOGRAPHICS



2022 ACADEMIC PERFORMANCE



2022-23 CHOICE IN / CHOICE OUT



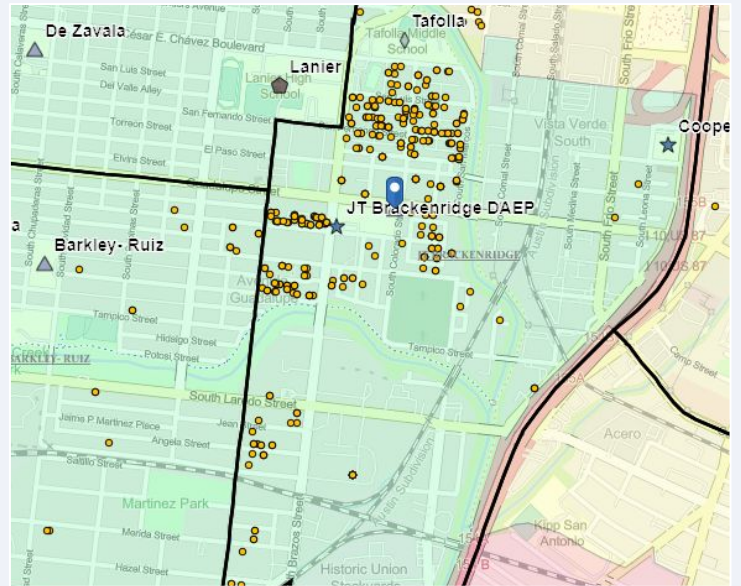
BRIEF CRITERIA ANALYSIS

As a comprehensive high school, Jefferson was not considered for rightsizing decisions.

JT Brackenridge Elementary School

SCHOOL OVERVIEW

Location:	1214 Guadalupe St San Antonio, TX 78207
Grades:	Head Start, PK-5
Enrollment:	526
Poverty Index:	90%
Trustee/SMD:	Torres - District 5
HS Feeder Pattern:	Lanier
Recommendation:	<ul style="list-style-type: none"> Receive students from a closing elementary school (Collins Garden) to make fuller use of a neighborhood facility.

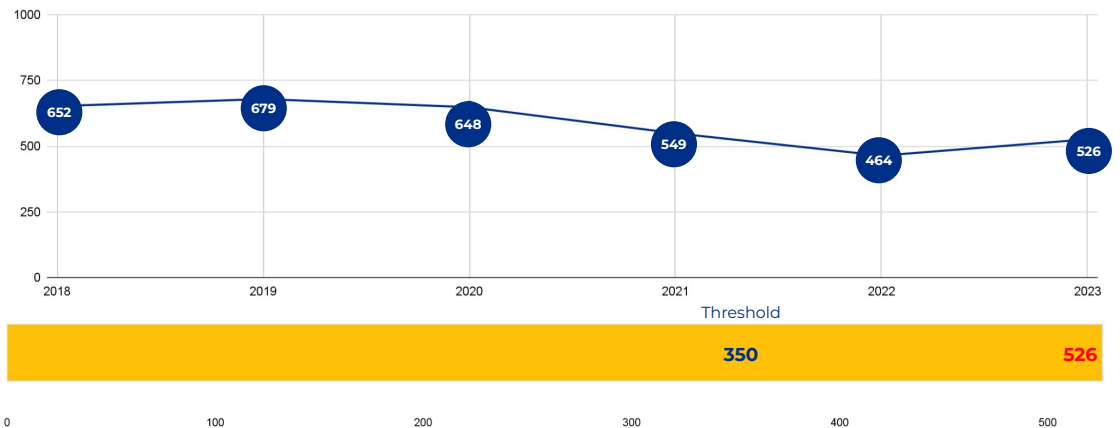


PRIMARY CRITERIA #1: 2022-23 ENROLLMENT

2023 Enrollment
526

Campus Type
ES

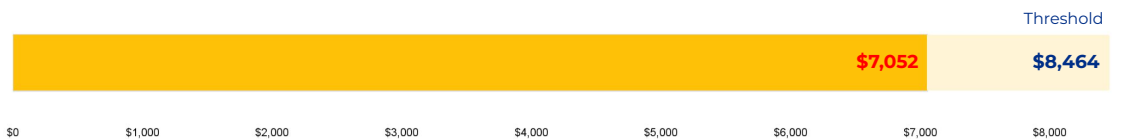
Enrollment Threshold
350



	2018	2019	2020	2021	2022	2023
Total Enrollment:	652	679	648	549	464	526

PRIMARY CRITERIA #2: FACILITY COST PER PUPIL

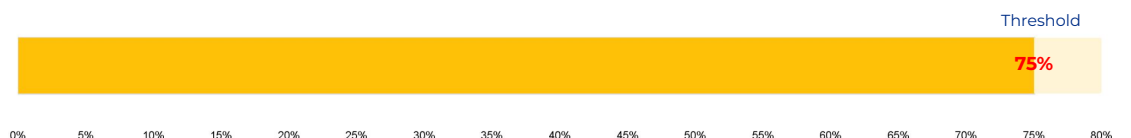
Cost Per Pupil
\$7,052



PRIMARY CRITERIA #3: 2022-23 FACILITY USE

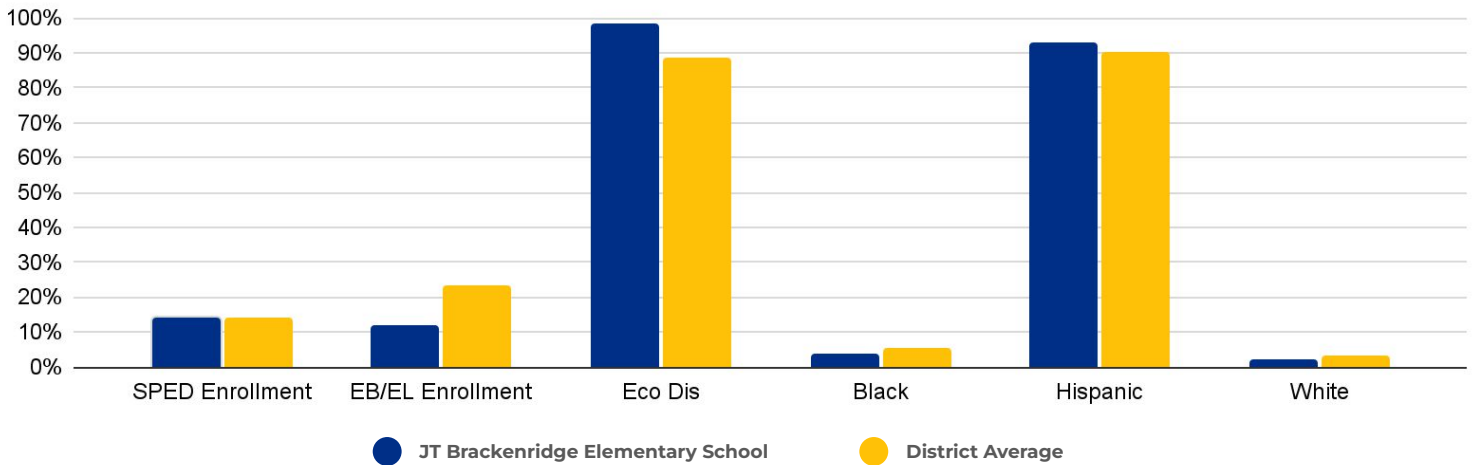
Functional Capacity
701

Facility Usage
75%

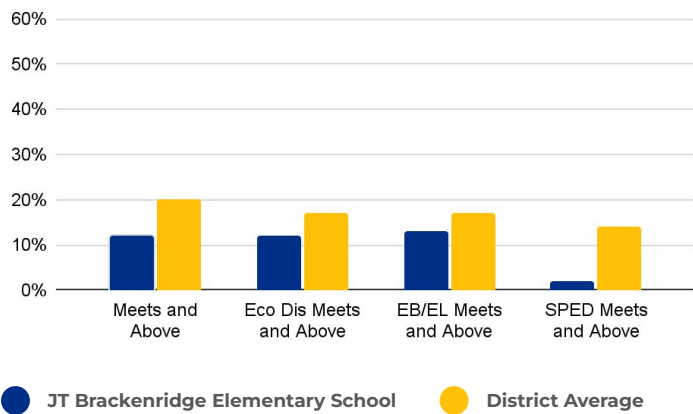


JT Brackenridge Elementary School

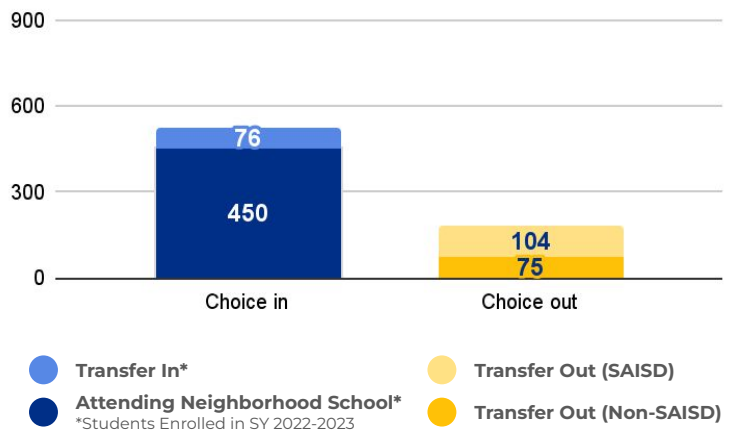
DEMOGRAPHICS



2022 ACADEMIC PERFORMANCE



2022-23 CHOICE IN / CHOICE OUT



BRIEF CRITERIA ANALYSIS

JT Brackenridge Elementary School meets the primary criteria for facility utilization and has space for additional students. As a result of the rightsizing recommendations made for surrounding schools, it is projected that in 2024 JT Brackenridge will have 741 students.

BENEFITS OF RIGHTSIZING

Rightsizing will lead to increased enrollment and additional resources. How those resources are used will be decided by the school's principal, staff and Campus Advisory Council. Rightsizing decisions will lead to early childhood services in every elementary school, fewer split grade levels or teaching assignments, more courses or full-time specialty teachers (art, music, AVID, etc), increased staff collaboration, additional student services (mental health, social work, academic intervention, etc), more robust dual language programs, greater access to extracurriculars, and increases to campus budgets for positions like library services, Family and Community Engagement Specialists, and instructional coaches.

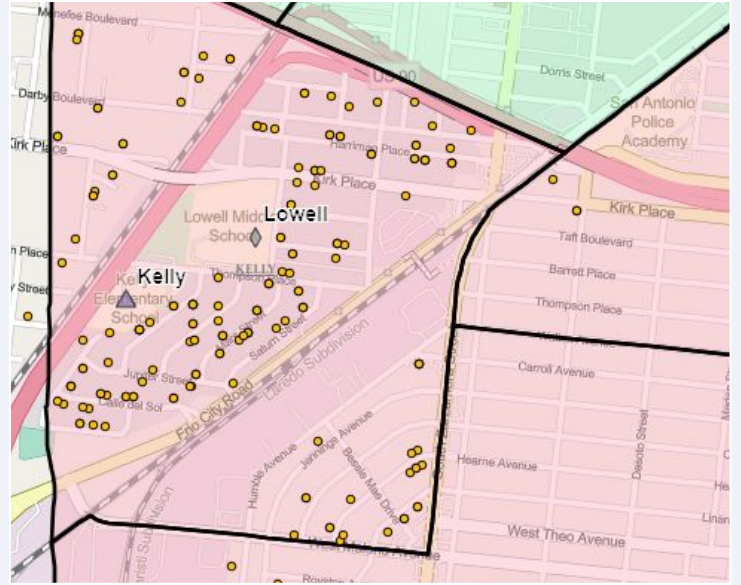
With JT Brackenridge receiving students from Collins Garden, more students and families will gain access to:

- A full time art teacher;
- Access to mariachi, theatre, and dance, through JT Brackenridge's Fine Arts Exploratory programming;
- On-campus access to ECSE self-contained and ALE specialized programming for those that needed it; and
- A more robust and sustainable dual language program.

Kelly Elementary School

SCHOOL OVERVIEW

Location:	1026 Thompson Pl San Antonio, TX 78226
Grades:	Head Start, PK-5
Enrollment:	227
Poverty Index:	82%
Trustee/SMD:	Valdez - District 4
HS Feeder Pattern:	Burbank
Recommendation:	<ul style="list-style-type: none"> Merge this historically under-enrolled school with Lowell to create a single, resource-rich neighborhood academy.

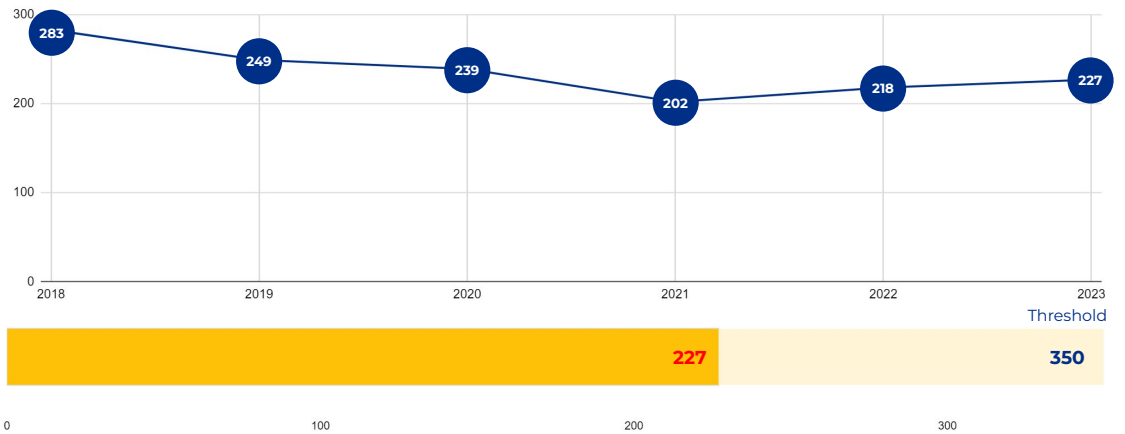


PRIMARY CRITERIA #1: 2022-23 ENROLLMENT

2023 Enrollment
227

Campus Type
ES


Enrollment Threshold
350



	2018	2019	2020	2021	2022	2023
Total Enrollment:	283	249	239	202	218	227

PRIMARY CRITERIA #2: FACILITY COST PER PUPIL

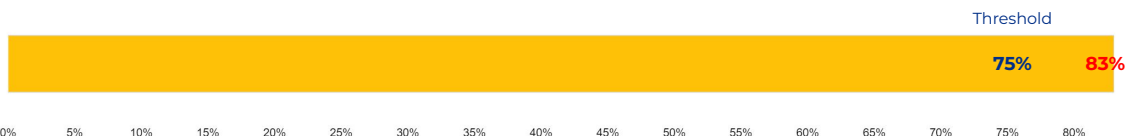
Cost Per Pupil
\$8,718



PRIMARY CRITERIA #3: 2022-23 FACILITY USE

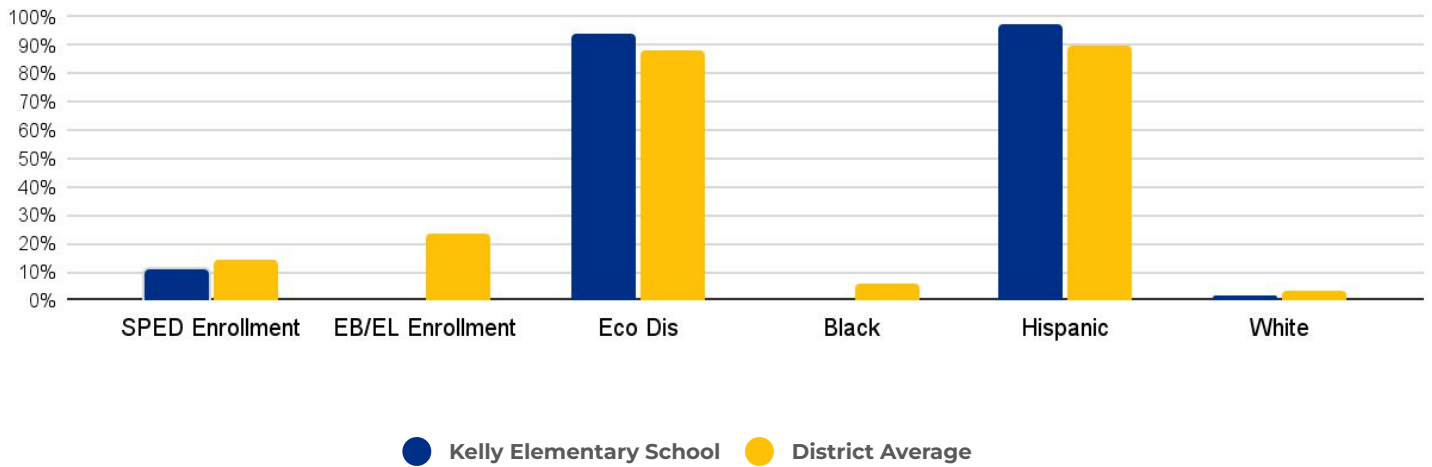
Functional Capacity
275

Facility Usage
83%

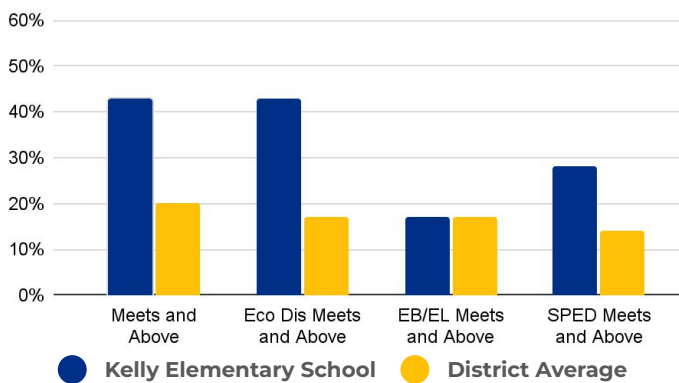


Kelly Elementary School

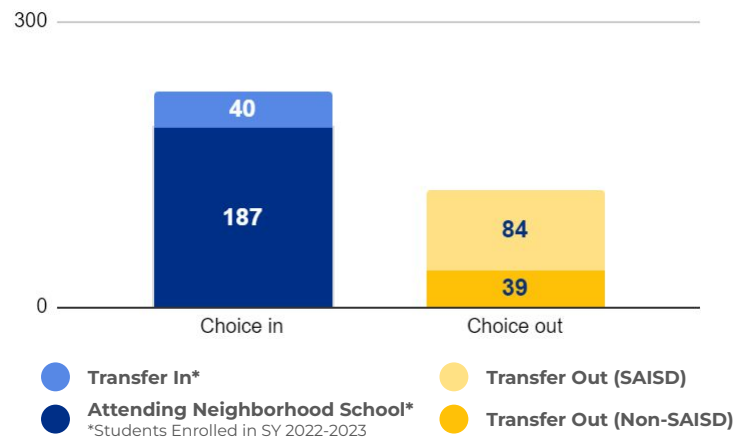
DEMOGRAPHICS



2022 ACADEMIC PERFORMANCE



2022-23 CHOICE IN / CHOICE OUT



BRIEF CRITERIA ANALYSIS

Kelly meets two of the primary criteria. It has low enrollment and exceeds average cost per pupil. However, it is a small facility and other elementary schools within 3 miles will be well-enrolled if other rightsizing recommendations are approved. The Lowell facility is larger and under-enrolled. Lowell will need to be updated to accommodate all of Kelly's younger students, but until those changes have been made, younger students can be housed at the Kelly facility. The "neighborhood school" aspect of both Kelly and Lowell and the geographical barriers surrounding the neighborhood makes the consolidation of Lowell into Kelly the appropriate recommendation. It is projected that in 2024 there will be a total of 679 PK-08 students at the combined Kelly Academy.

BENEFITS OF RIGHTSIZING

Rightsizing will lead to increased enrollment and additional resources. How those resources are used will be decided by the school's principal, staff and Campus Advisory Council. Rightsizing decisions will lead to early childhood services in every elementary school, fewer split grade levels or teaching assignments, more courses or full-time specialty teachers (art, music, AVID, etc), increased staff collaboration, additional student services (mental health, social work, academic intervention, etc), more robust dual language programs, greater access to extracurriculars, and increases to campus budgets for positions like library services, Family and Community Engagement Specialists, and instructional coaches.

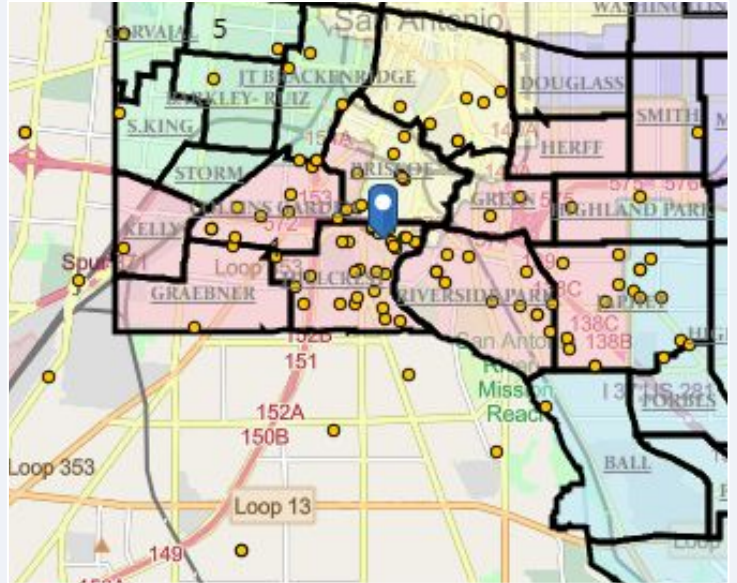
With Kelly receiving students from Lowell, more students and families will gain access to:

- Head Start programming resources and services;
- A more robust dual language program across all grade levels; and
- A more robust Academy Sports League.

Knox Early Childhood Campus

SCHOOL OVERVIEW

Location:	302 Tipton San Antonio, TX 78204
Grades:	Head Start
Enrollment:	142
Poverty Index:	N/A
Trustee/SMD:	Valdez - District 4
HS Feeder Pattern:	Burbank
Recommendation:	<ul style="list-style-type: none"> Close to move ECE services to neighborhood schools.

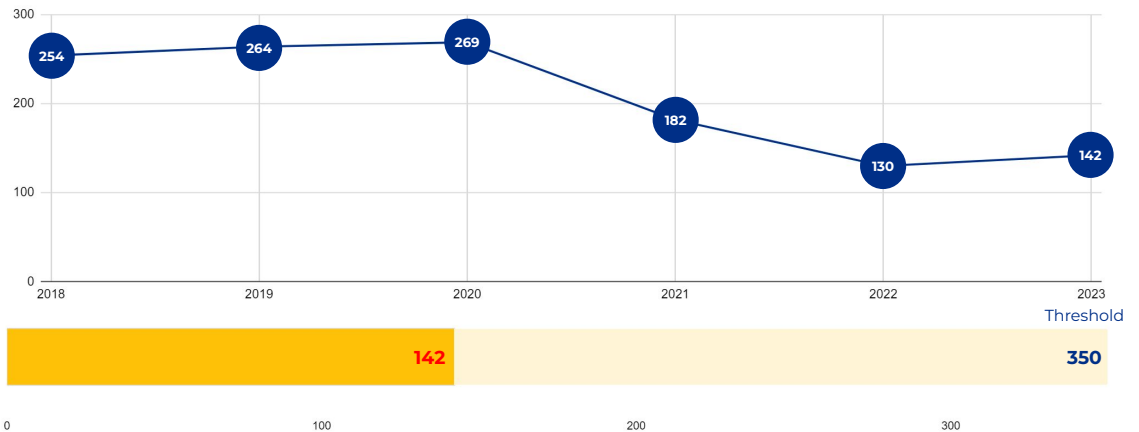


PRIMARY CRITERIA #1: 2022-23 ENROLLMENT

2023 Enrollment
142

Campus Type
ECC

Enrollment Threshold
350



	2018	2019	2020	2021	2022	2023
Total Enrollment:	254	264	269	182	130	142

PRIMARY CRITERIA #2: FACILITY COST PER PUPIL

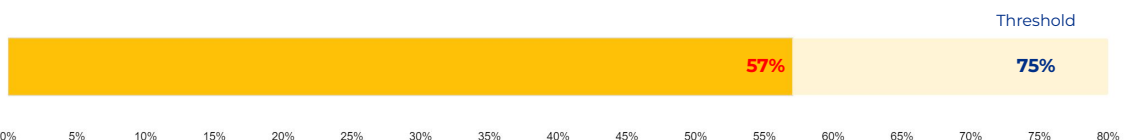
Cost Per Pupil
\$7,312



PRIMARY CRITERIA #3: 2022-23 FACILITY USE

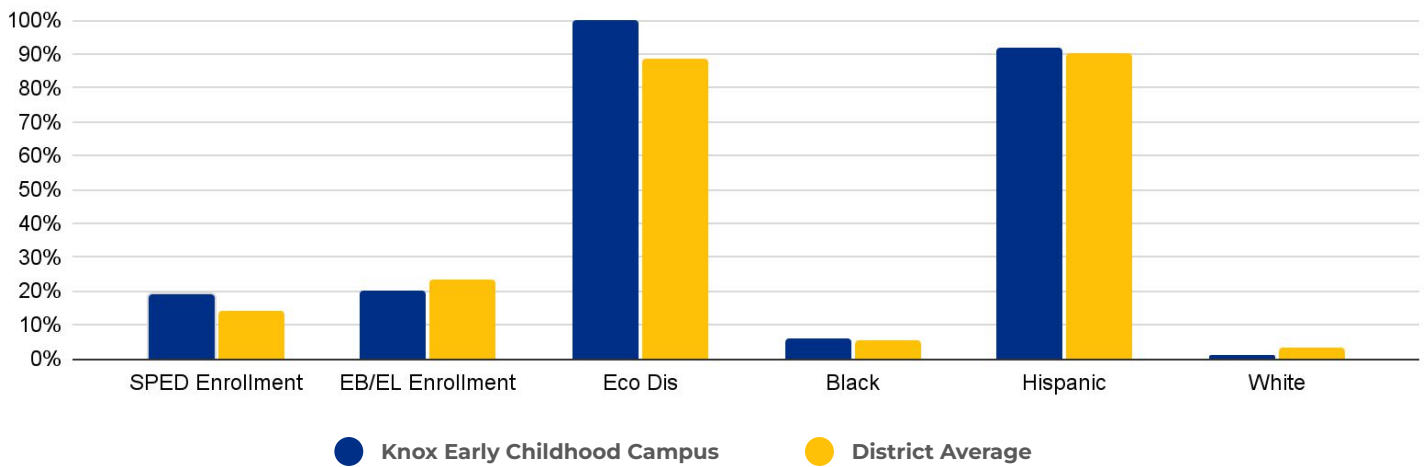
Functional Capacity
247

Facility Usage
57%

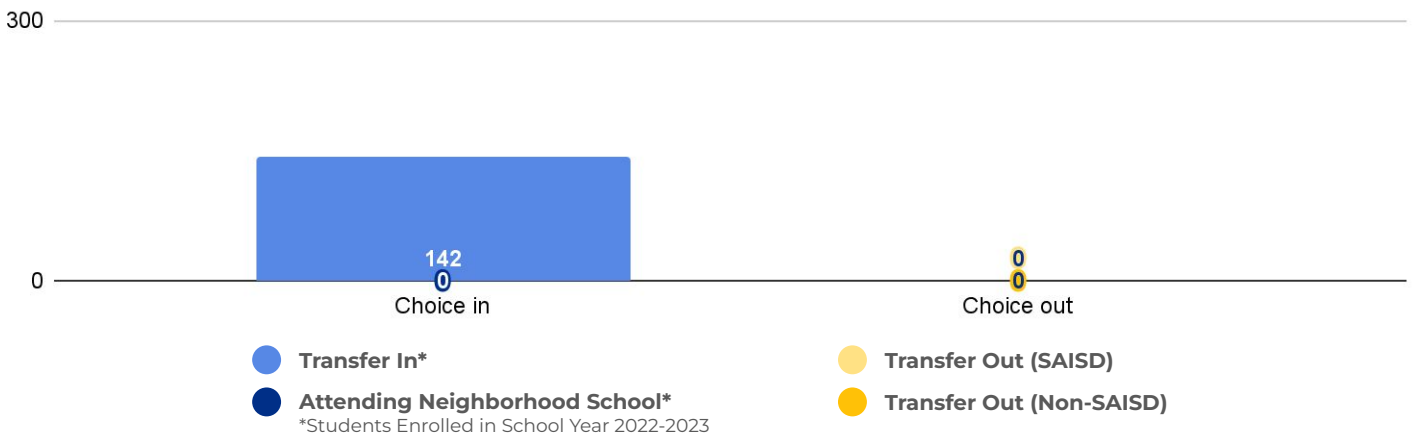


Knox Early Childhood Campus

DEMOGRAPHICS



2022-23 CHOICE IN / CHOICE OUT



BRIEF CRITERIA ANALYSIS

Moving students to elementary school campuses leads to better retention of students and allows PK students the full continuum of services available at SAISD elementary schools.

BENEFITS OF RIGHTSIZING

Rightsizing will lead to increased enrollment and additional resources. How those resources are used will be decided by the school's principal, staff and Campus Advisory Council. Rightsizing decisions will lead to early childhood services in every elementary school, fewer split grade levels or teaching assignments, more courses or full-time specialty teachers (art, music, AVID, etc), increased staff collaboration, additional student services (mental health, social work, academic intervention, etc), more robust dual language programs, greater access to extracurriculars, and increases to campus budgets for positions like library services, Family and Community Engagement Specialists, and instructional coaches.

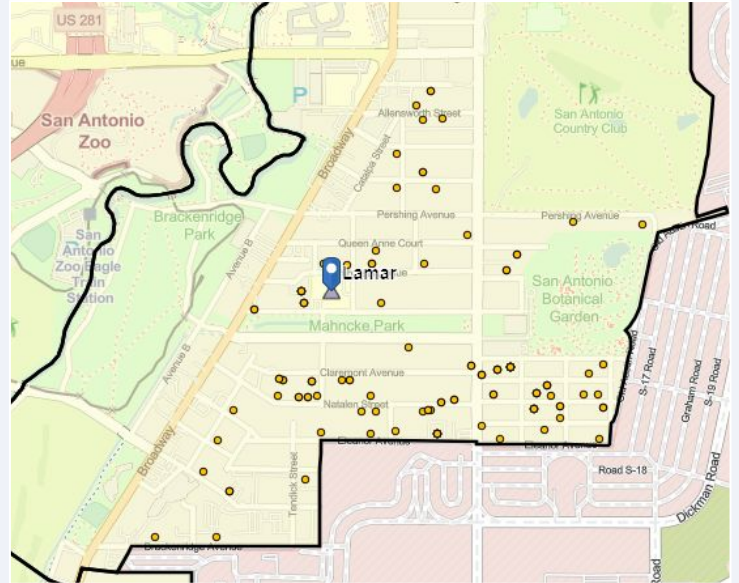
With Knox moving ECE services to neighborhood schools, more students and families will gain access to:

- Enhanced mental health and social services;
- PK services for Early Childhood students; and
- Reduced time on buses as students will no longer need to be bussed to centers.

Lamar Elementary School

SCHOOL OVERVIEW

Location:	201 Parland Pl San Antonio, TX 78209
Grades:	PK-6
Enrollment:	296
Poverty Index:	53%
Trustee/SMD:	Sorensen - District 1
HS Feeder Pattern:	Edison



Recommendation:

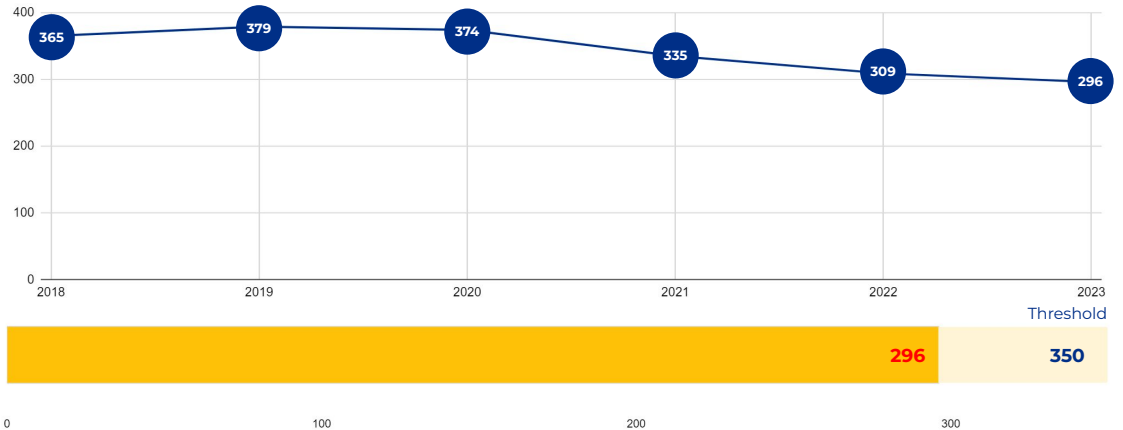
- Close this small facility to make a single, resource-rich neighborhood PK-08 academy at Hawthorne.

PRIMARY CRITERIA #1: 2022-23 ENROLLMENT

2023 Enrollment
296

Campus Type
ES

Enrollment Threshold
350



	2018	2019	2020	2021	2022	2023
Total Enrollment:	365	379	374	335	309	296

PRIMARY CRITERIA #2: FACILITY COST PER PUPIL

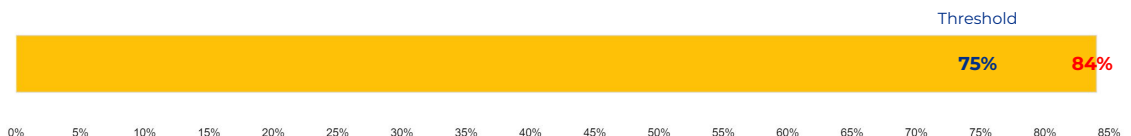
Cost Per Pupil
\$10,703



PRIMARY CRITERIA #3: 2022-23 FACILITY USE

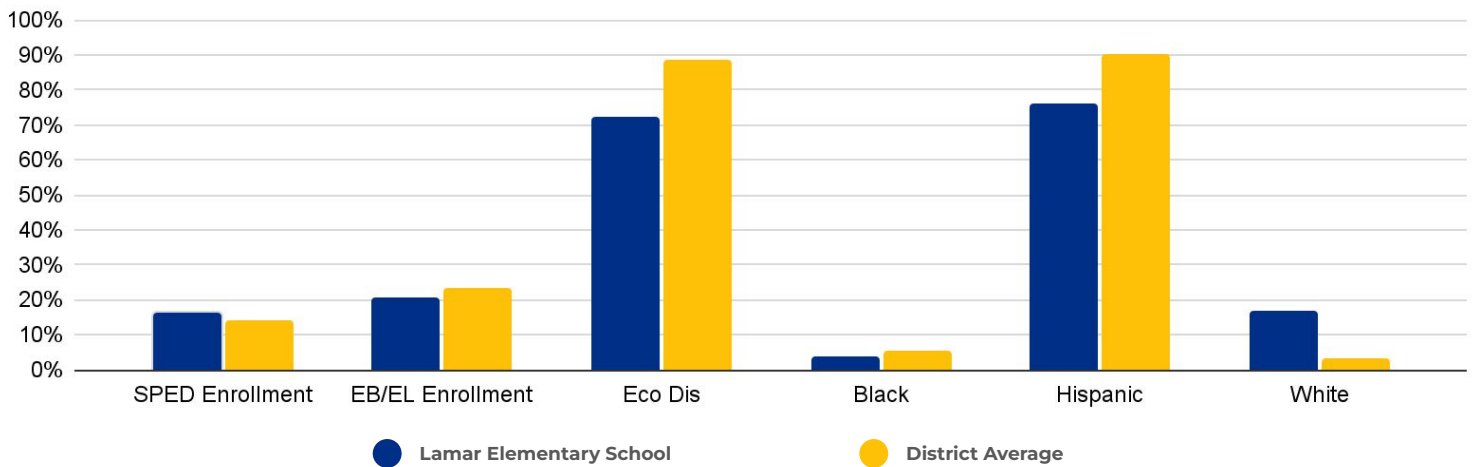
Functional Capacity
351

Facility Usage
84%

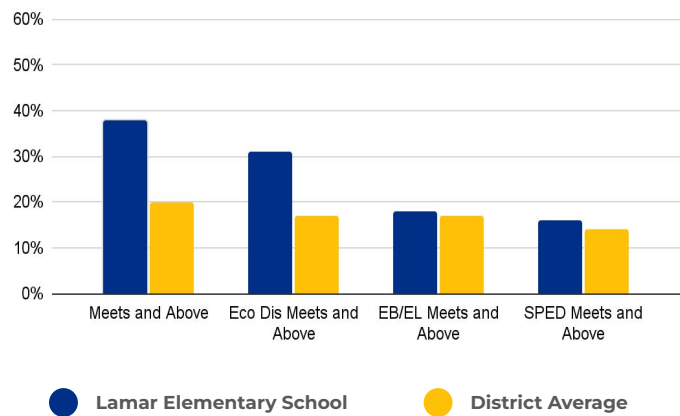


Lamar Elementary School

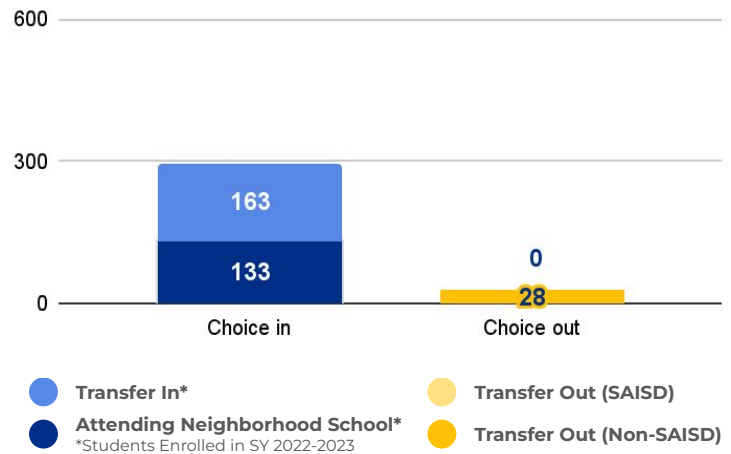
DEMOGRAPHICS



2022 ACADEMIC PERFORMANCE



2022-23 CHOICE IN / CHOICE OUT



BRIEF CRITERIA ANALYSIS

Lamar meets two of the primary criteria. It has low enrollment and is well above the district average cost per student to operate. Lamar is also a small facility on a small campus, making it difficult to increase the facility. Lamar's grade configuration is irregular and the school is too small to expand into a full PK-8 academy. Lamar's enrollment zone is located on the edge of San Antonio ISD's boundary, meaning there are no bordering SAISD schools on three sides of the school's enrollment zone. Hawthorne is the only SAISD campus located within two miles of Lamar.

BENEFITS OF RIGHTSIZING

Rightsizing will lead to increased enrollment and additional resources. How those resources are used will be decided by the school's principal, staff and Campus Advisory Council. Rightsizing decisions will lead to early childhood services in every elementary school, fewer split grade levels or teaching assignments, more courses or full-time specialty teachers (art, music, AVID, etc), increased staff collaboration, additional student services (mental health, social work, academic intervention, etc), more robust dual language programs, greater access to extracurriculars, and increases to campus budgets for positions like library services, Family and Community Engagement Specialists, and instructional coaches.

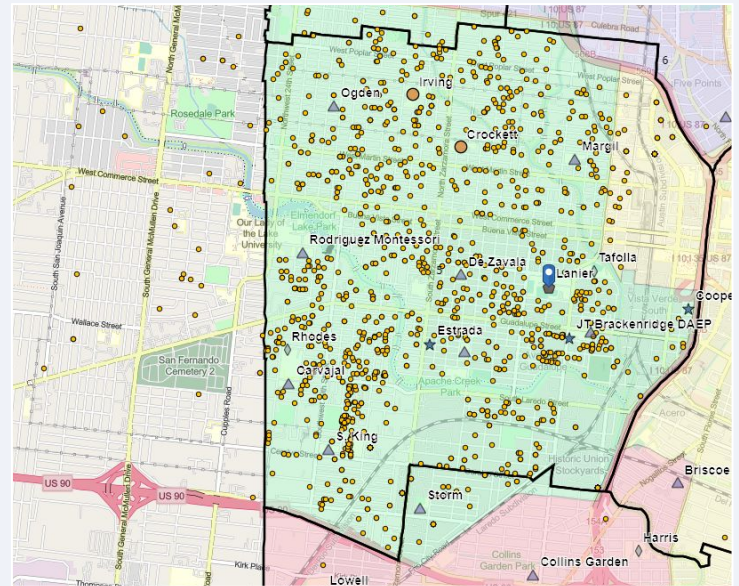
With Lamar students moving to Hawthorne Academy, more students and families will gain access to:

- Enhanced and developmentally appropriate school mental health and social services support;
- Stronger bilingual language program for all students;
- Access to AVID programming; and
- Full-time music and art teachers, as well as band, dance, and mariachi programming.

Lanier High School

SCHOOL OVERVIEW

Location:	1514 W Cesar E Chavez Blvd San Antonio, TX 78207
Grades:	9-12
Enrollment:	1,550
Poverty Index:	75%
Trustee/SMD:	Torres - District 5
HS Feeder Pattern:	Lanier
Recommendation:	<ul style="list-style-type: none"> Lanier is a comprehensive high school. Therefore, no rightsizing-related actions make an immediate impact on this school.

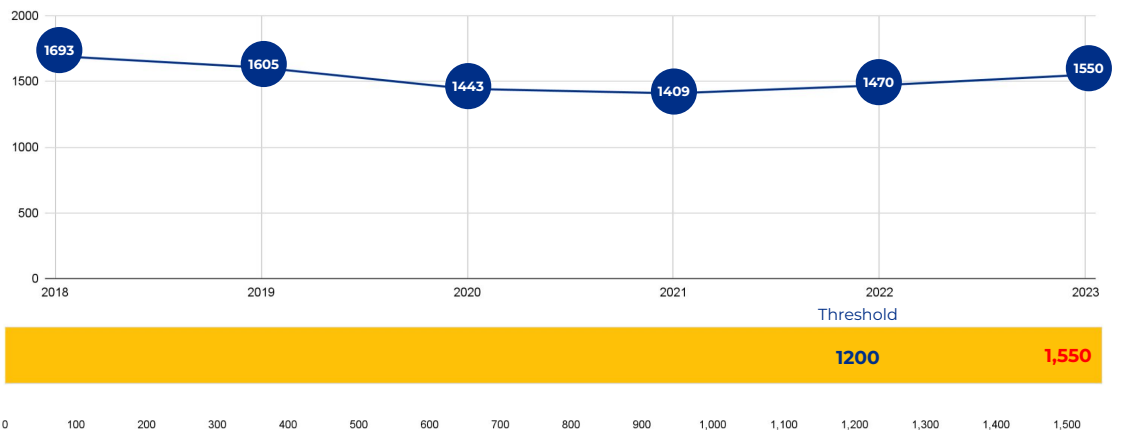


PRIMARY CRITERIA #1: 2022-23 ENROLLMENT

2023 Enrollment
1,550

Campus Type
HS

Enrollment Threshold
1,200



	2018	2019	2020	2021	2022	2023
Total Enrollment:	1693	1605	1443	1409	1470	1550

PRIMARY CRITERIA #2: FACILITY COST PER PUPIL

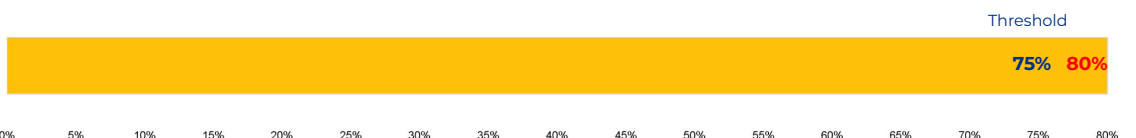
Cost Per Pupil
\$8,028



PRIMARY CRITERIA #3: 2022-23 FACILITY USE

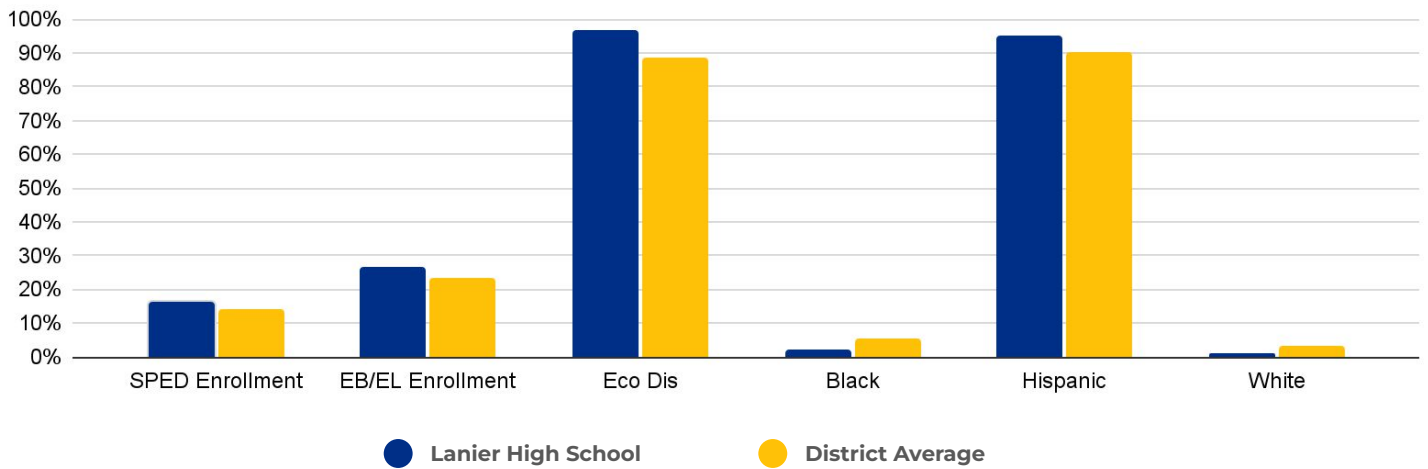
Functional Capacity
1,929

Facility Usage
80%

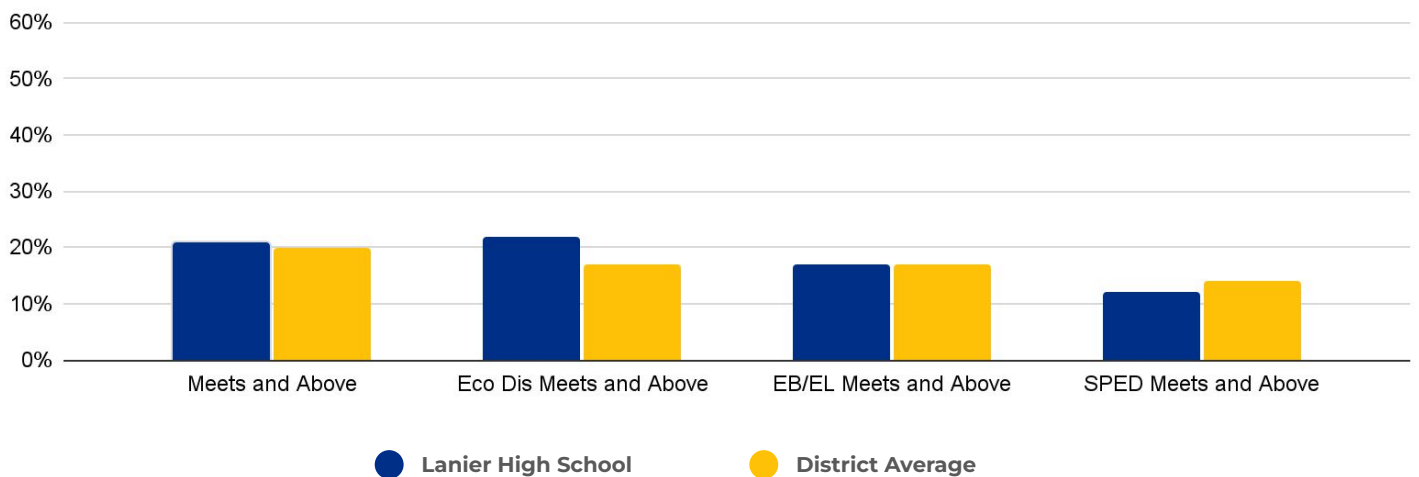


Lanier High School

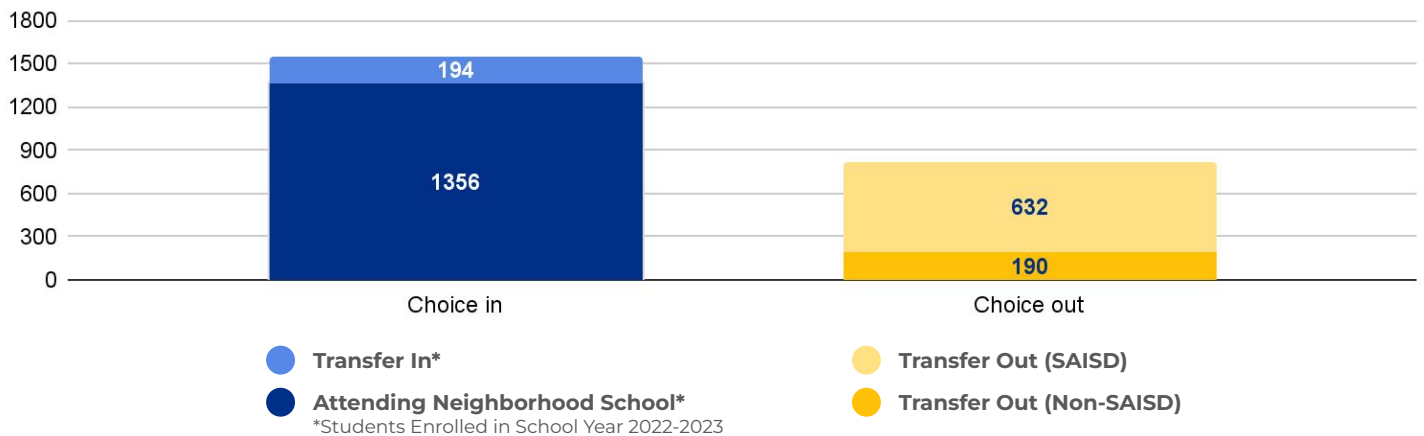
DEMOGRAPHICS



2022 ACADEMIC PERFORMANCE



2022-23 CHOICE IN / CHOICE OUT



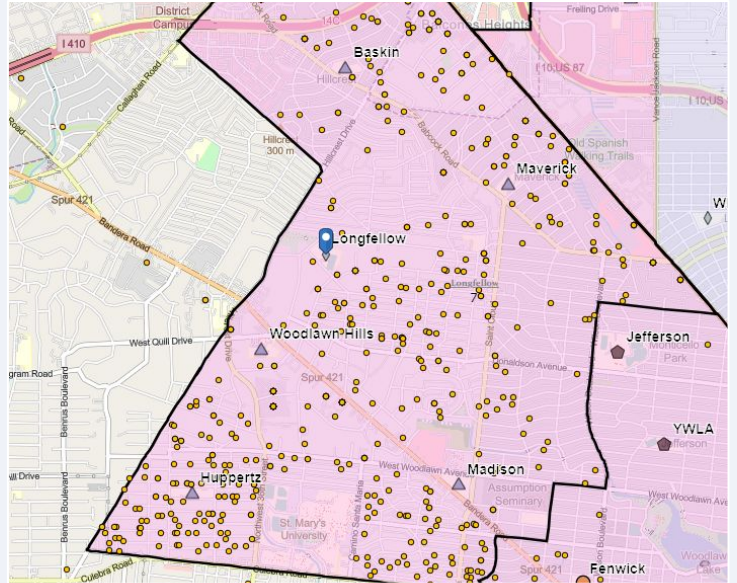
BRIEF CRITERIA ANALYSIS

As a comprehensive high school, Lanier was not considered for rightsizing decisions.

Longfellow Middle School

SCHOOL OVERVIEW

Location:	1130 E Sunshine Dr San Antonio, TX 78228
Grades:	6-8
Enrollment:	646
Poverty Index:	44%
Trustee/SMD:	Garza - District 7
HS Feeder Pattern:	Jefferson
Recommendation:	<ul style="list-style-type: none"> No rightsizing-related actions make a significant impact on this school.

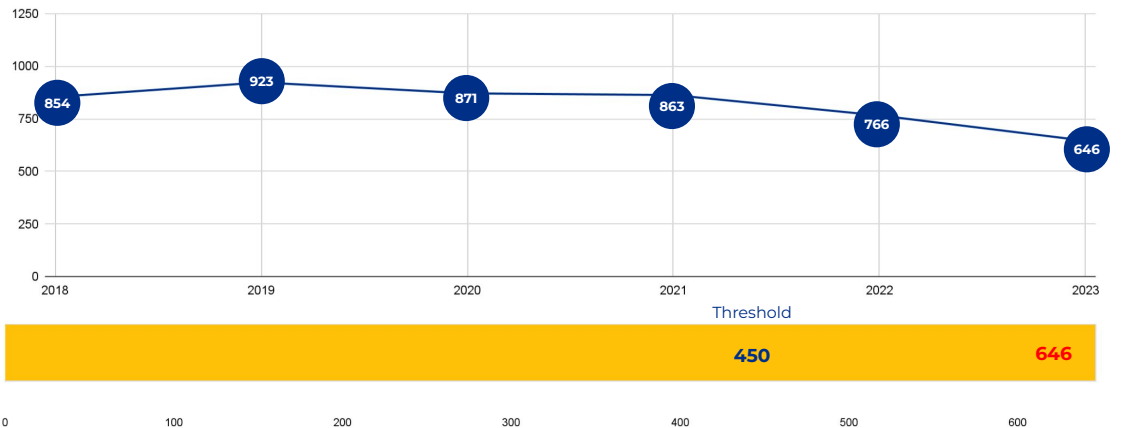


PRIMARY CRITERIA #1: 2022-23 ENROLLMENT

2023 Enrollment
646

Campus Type
MS

Enrollment Threshold
450



	2018	2019	2020	2021	2022	2023
Total Enrollment:	854	923	871	863	766	646

PRIMARY CRITERIA #2: FACILITY COST PER PUPIL

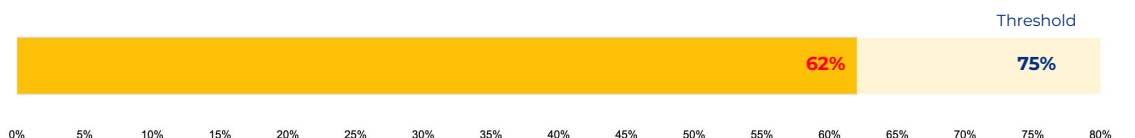
Cost Per Pupil
\$8,846



PRIMARY CRITERIA #3: 2022-23 FACILITY USE

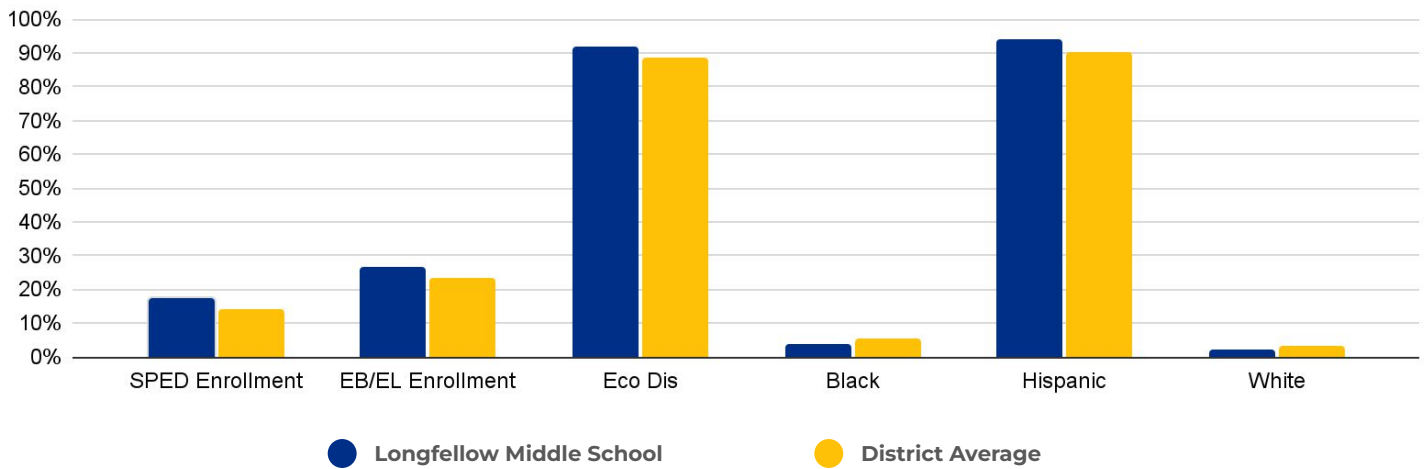
Functional Capacity
1,048

Facility Usage
62%

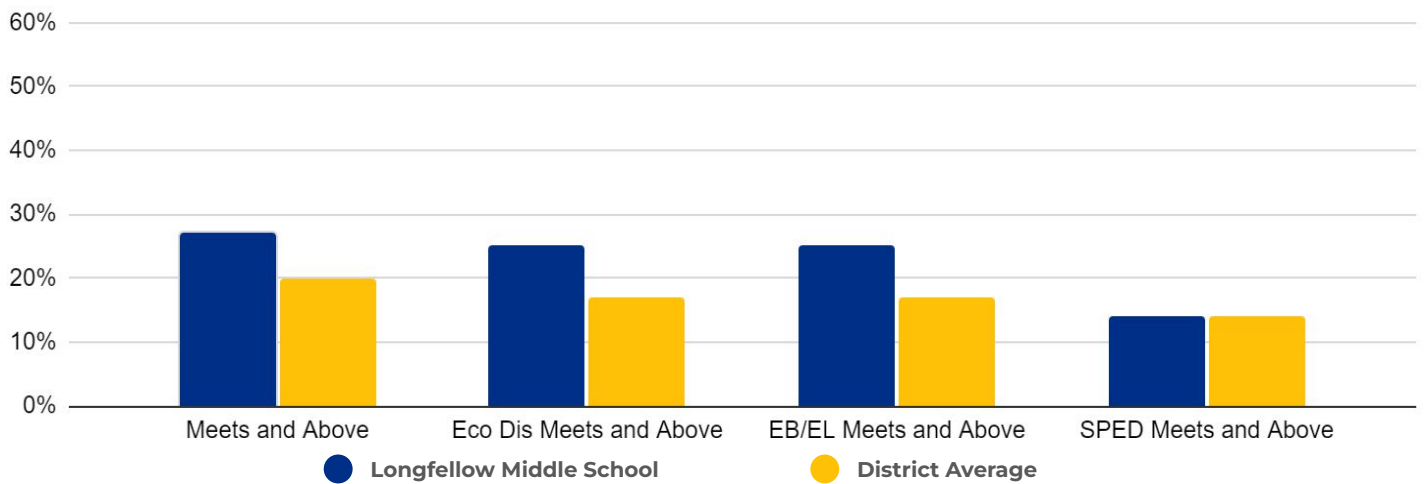


Longfellow Middle School

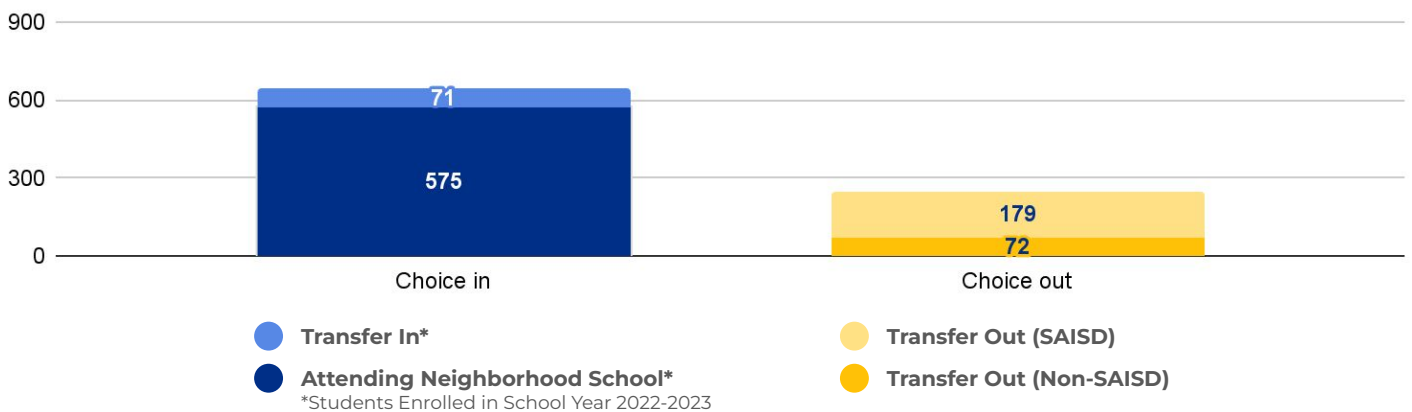
DEMOGRAPHICS



2022 ACADEMIC PERFORMANCE



2022-23 CHOICE IN / CHOICE OUT



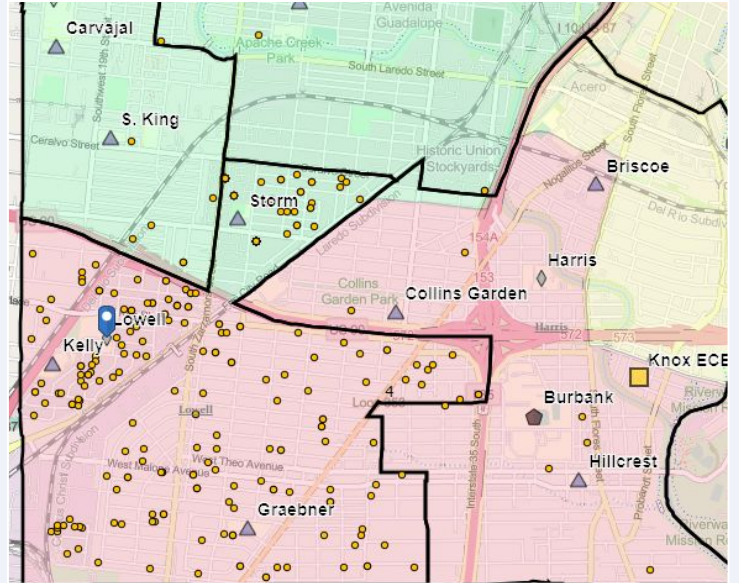
BRIEF CRITERIA ANALYSIS

Longfellow is the only comprehensive middle school campus within the Jefferson HS neighborhood.

Lowell Middle School

SCHOOL OVERVIEW

Location:	919 Thompson Pl San Antonio, TX 78226
Grades:	6-8
Enrollment:	289
Poverty Index:	58%
Trustee/SMD:	Valdez - District 4
HS Feeder Pattern:	Burbank
Recommendation:	<ul style="list-style-type: none"> Merge this historically under-enrolled school with Kelly to create a single, resource-rich neighborhood PK-08.

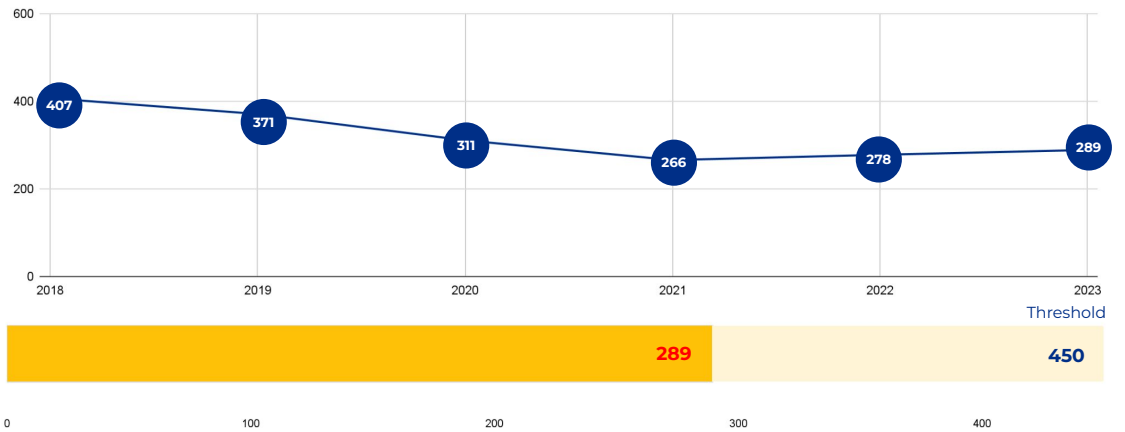


PRIMARY CRITERIA #1: 2022-23 ENROLLMENT

2023 Enrollment
289

Campus Type
MS

Enrollment Threshold
450



	2018	2019	2020	2021	2022	2023
Total Enrollment:	407	371	311	266	278	289

PRIMARY CRITERIA #2: FACILITY COST PER PUPIL

Cost Per Pupil
\$10,402



PRIMARY CRITERIA #3: 2022-23 FACILITY USE

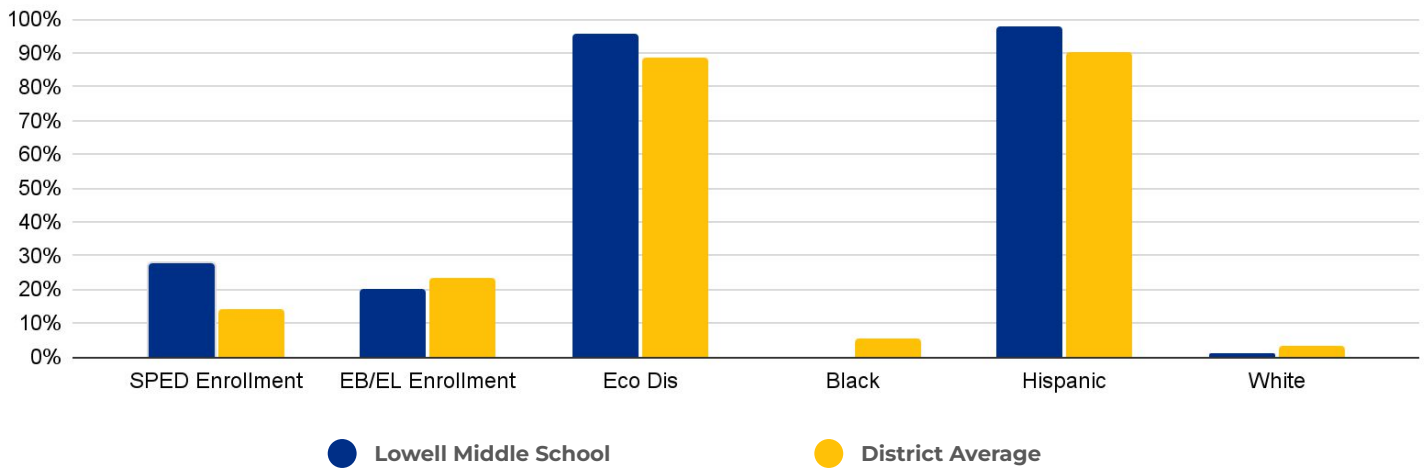
Functional Capacity
738

Facility Usage
39%

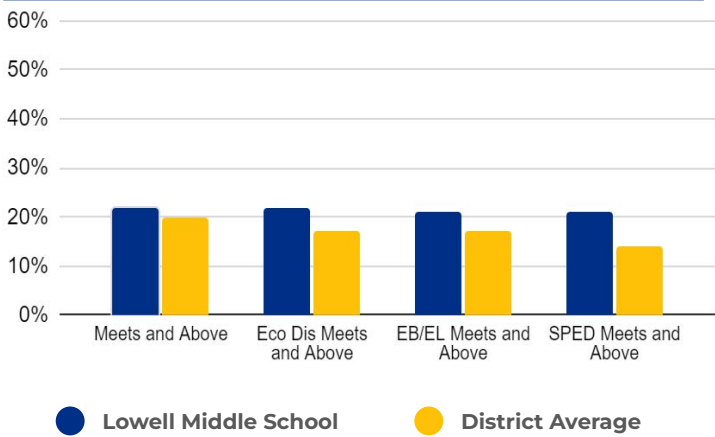


Lowell Middle School

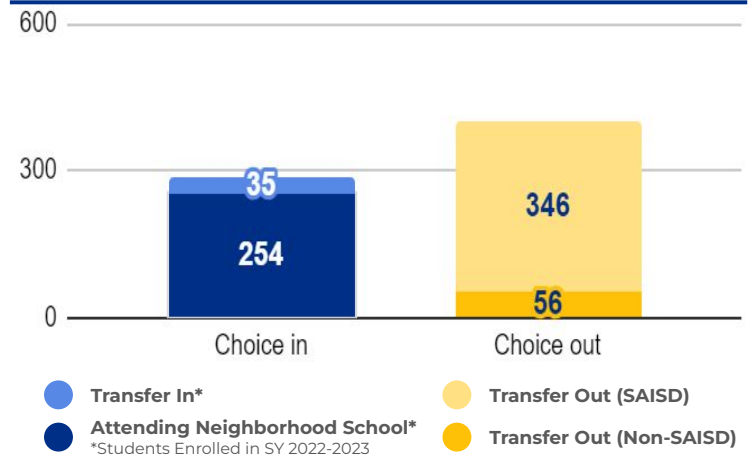
DEMOGRAPHICS



2022 ACADEMIC PERFORMANCE



2022-23 CHOICE IN / CHOICE OUT



BRIEF CRITERIA ANALYSIS

No immediate option for rightsizing exists for Lowell other than Kelly, as nearby middle schools are either near capacity, >3 miles away, or lower performing academically. The “neighborhood school” aspect of both Kelly and Lowell and the geographical barriers surrounding the neighborhood makes the merger of Kelly and Lowell the most appropriate rightsizing recommendation. As the result of this merger, it is projected that in 2024, there will be 459 students in grades 03-08 at Kelly at Lowell.

BENEFITS OF RIGHTSIZING

Rightsizing will lead to increased enrollment and additional resources. How those resources are used will be decided by the school’s principal, staff and Campus Advisory Council. Rightsizing decisions will lead to early childhood services in every elementary school, fewer split grade levels or teaching assignments, more courses or full-time specialty teachers (art, music, AVID, etc), increased staff collaboration, additional student services (mental health, social work, academic intervention, etc), more robust dual language programs, greater access to extracurriculars, and increases to campus budgets for positions like library services, Family and Community Engagement Specialists, and instructional coaches.

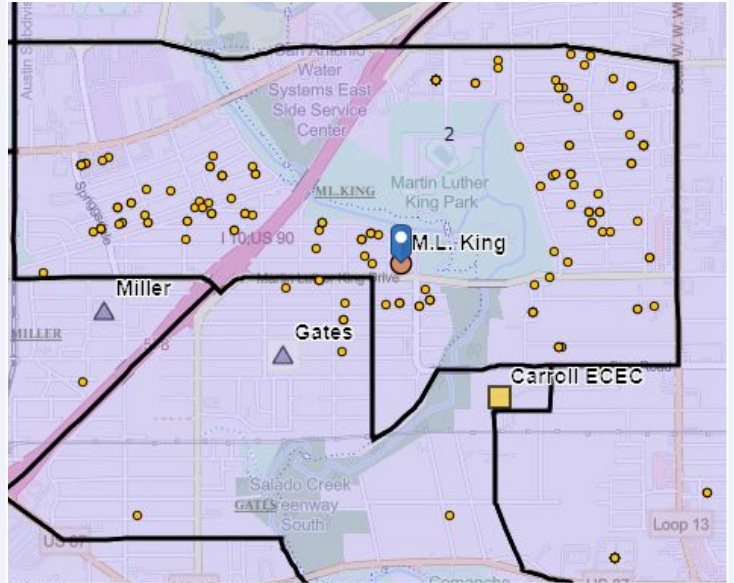
With Kelly receiving students from Lowell, more students and families will gain access to:

- Head Start programming resources and services;
- A more robust dual language program across all grade levels; and
- A more robust Academy Sports League.

M. L. King Academy

SCHOOL OVERVIEW

Location:	3501 Martin Luther King Dr San Antonio, TX 78220
Grades:	K-8
Enrollment:	223
Poverty Index:	62%
Trustee/SMD:	Sebastian - District 2
HS Feeder Pattern:	Sam Houston



Recommendation:

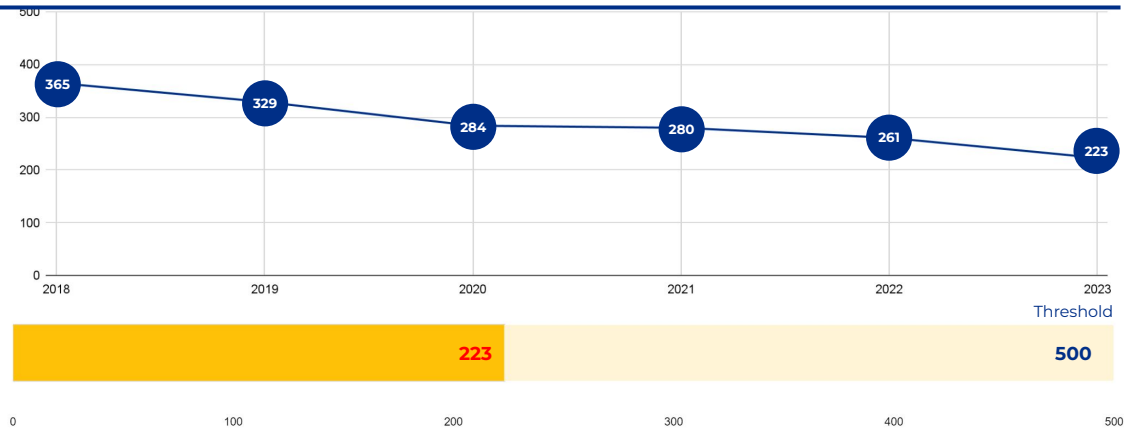
- Receive students in grades 03-08 from two elementary schools (Miller, Gates) in 2024 and students from Carroll upon completion of a full renovation of King as soon as 2025, creating a single, resource-rich PK-08 academic program feeding into Sam Houston HS.

PRIMARY CRITERIA #1: 2022-23 ENROLLMENT

2023 Enrollment
223

Campus Type
Academy

Enrollment Threshold
500



	2018	2019	2020	2021	2022	2023
Total Enrollment:	365	329	284	280	261	500

PRIMARY CRITERIA #2: FACILITY COST PER PUPIL

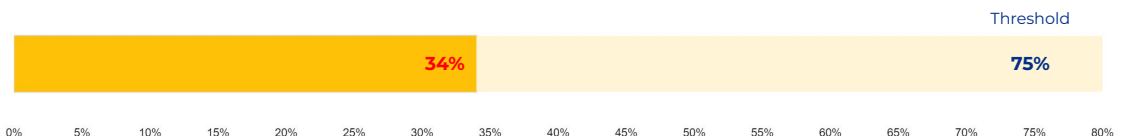
Cost Per Pupil
\$12,403



PRIMARY CRITERIA #3: 2022-23 FACILITY USE

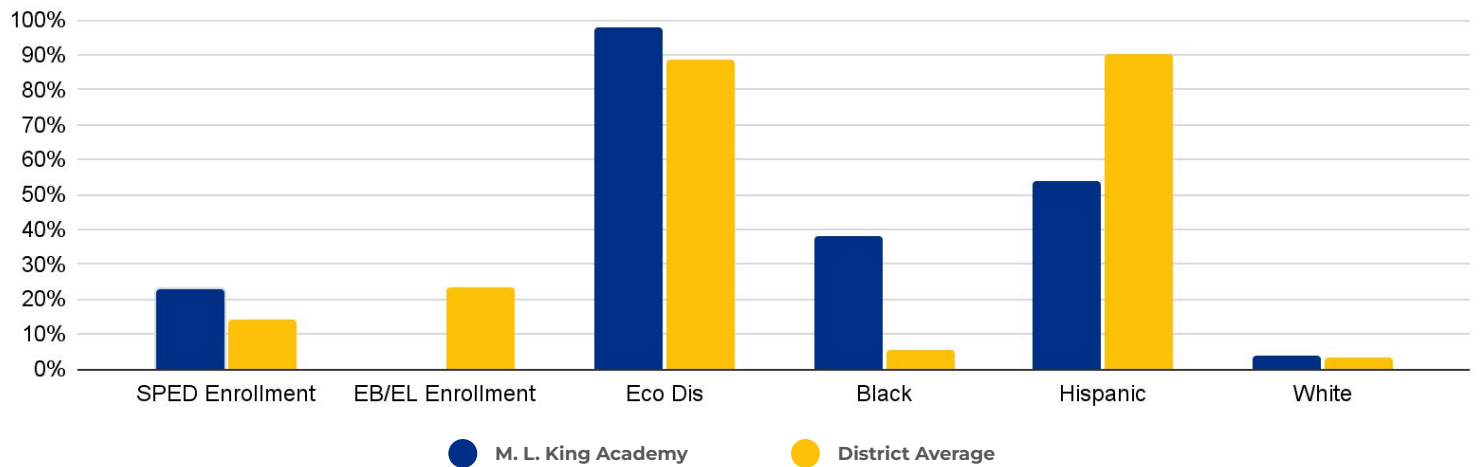
Functional Capacity
647

Facility Usage
34%

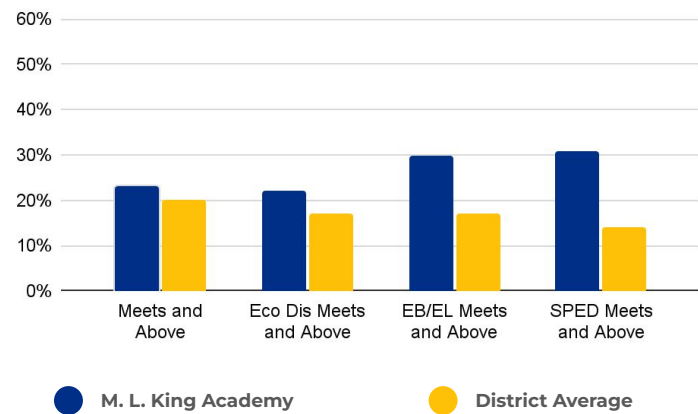


M. L. King Academy

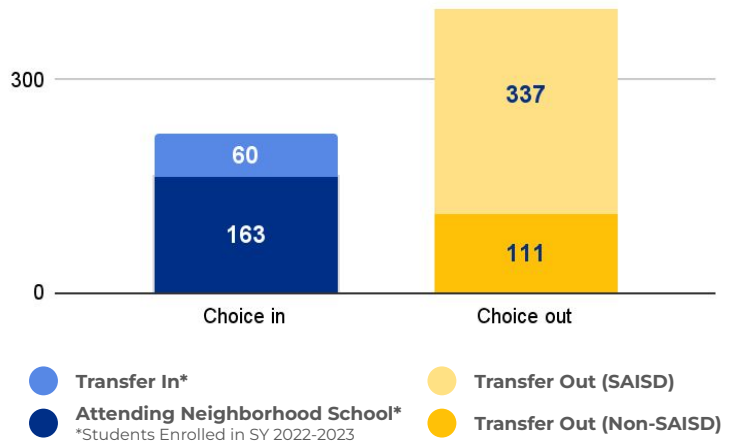
DEMOGRAPHICS



2022 ACADEMIC PERFORMANCE



2022-23 CHOICE IN / CHOICE OUT



BRIEF CRITERIA ANALYSIS

Combining Carroll, Gates and Miller into a fully renovated ML King as soon as 2026 will create a premier PK-08 academy in the neighborhood. This action will grow the school's enrollment, and the building footprint and location makes ML King the best school in the region to expand. As a result it is projected there will be a total of 911 students in grades PK-08 at the combined ML King, including 615 PK-02 students at the ML King at Carroll campus.

BENEFITS OF RIGHTSIZING

Rightsizing will lead to increased enrollment and additional resources. How those resources are used will be decided by the school's principal, staff and Campus Advisory Council. Rightsizing decisions will lead to early childhood services in every elementary school, fewer split grade levels or teaching assignments, more courses or full-time specialty teachers (art, music, AVID, etc), increased staff collaboration, additional student services (mental health, social work, academic intervention, etc), more robust dual language programs, greater access to extracurriculars, and increases to campus budgets for positions like library services, Family and Community Engagement Specialists, and instructional coaches.

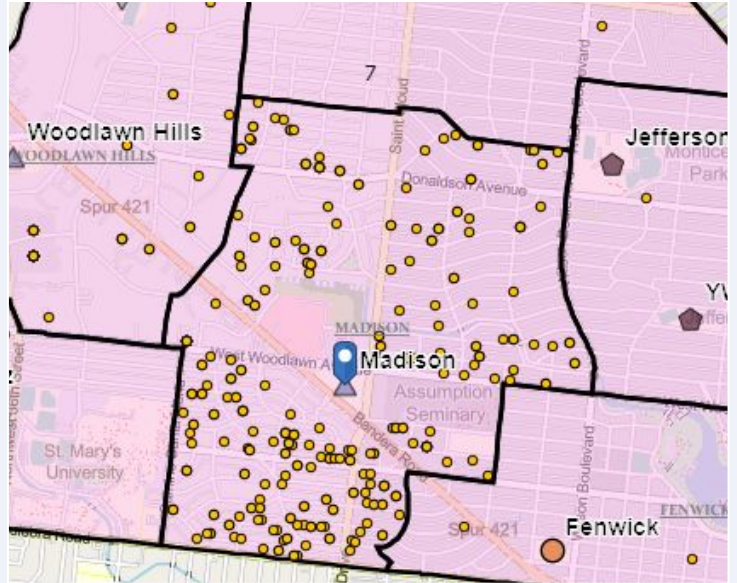
With ML King receiving students from Gates, Carroll, and Miller, more students and families will gain access to:

- On-campus ALE, BSC, and ECSE instruction for students needing specialized programming;
- Full-time elementary music, elementary art, and middle school art teachers; and
- A new district-allocated Licensed Master of Social Work (LMSW) at the ML King campus.

Madison Elementary School

SCHOOL OVERVIEW

Location:	2900 W Woodlawn Ave San Antonio, TX 78228
Grades:	Head Start, PK-5
Enrollment:	442
Poverty Index:	34%
Trustee/SMD:	Garza - District 7
HS Feeder Pattern:	Jefferson

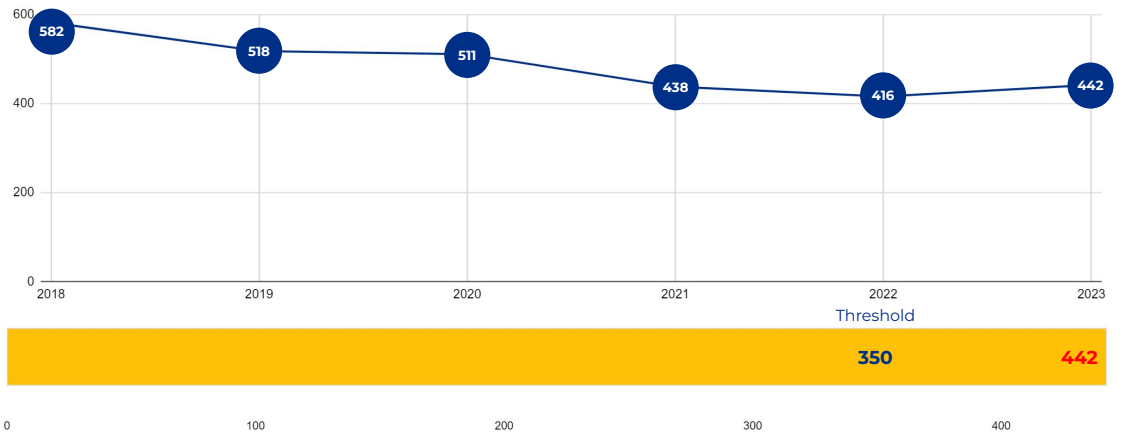


PRIMARY CRITERIA #1: 2022-23 ENROLLMENT

2023 Enrollment
442

Campus Type
ES

Enrollment Threshold
350



	2018	2019	2020	2021	2022	2023
Total Enrollment:	582	518	511	438	416	442

PRIMARY CRITERIA #2: FACILITY COST PER PUPIL

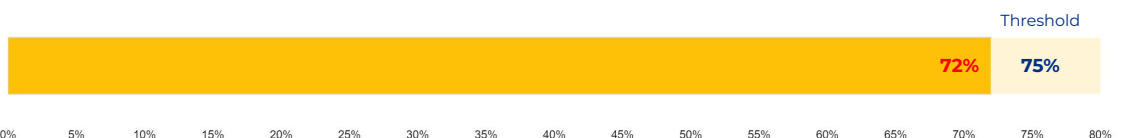
Cost Per Pupil
\$7,185



PRIMARY CRITERIA #3: 2022-23 FACILITY USE

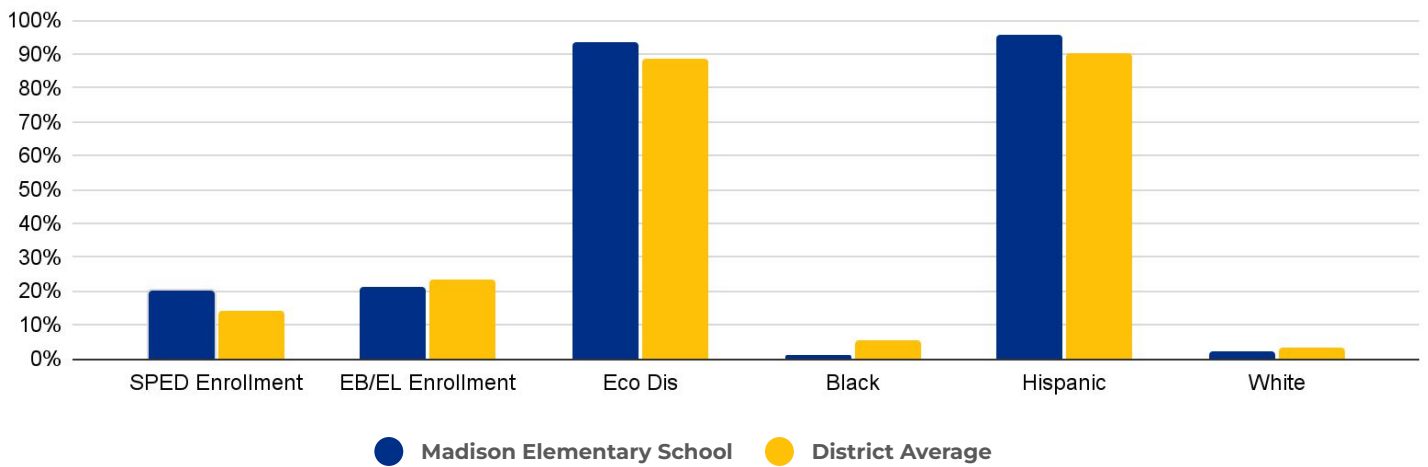
Functional Capacity
610

Facility Usage
72%

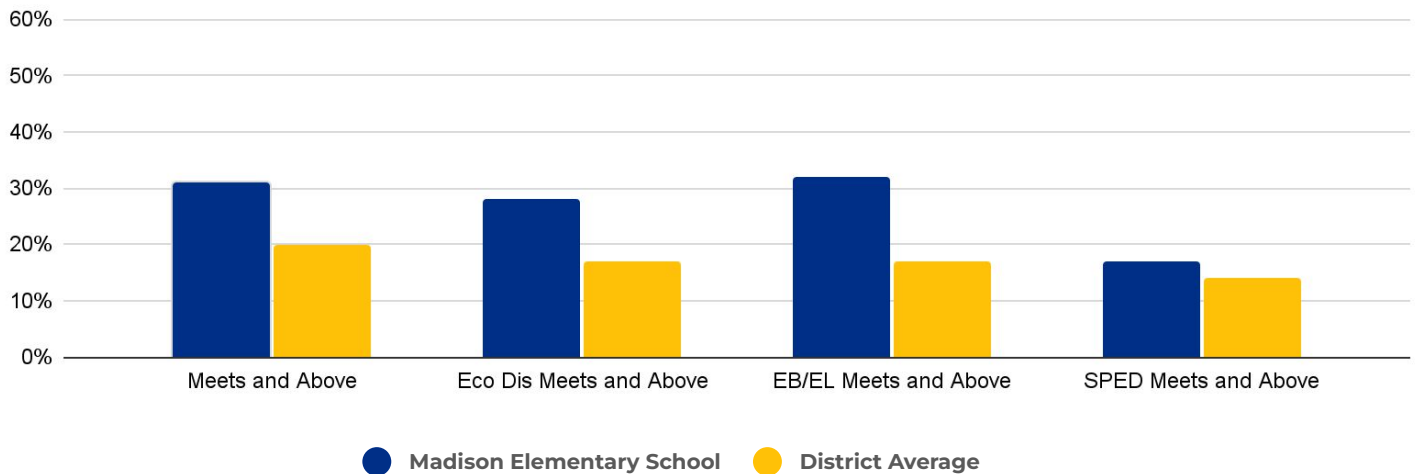


Madison Elementary School

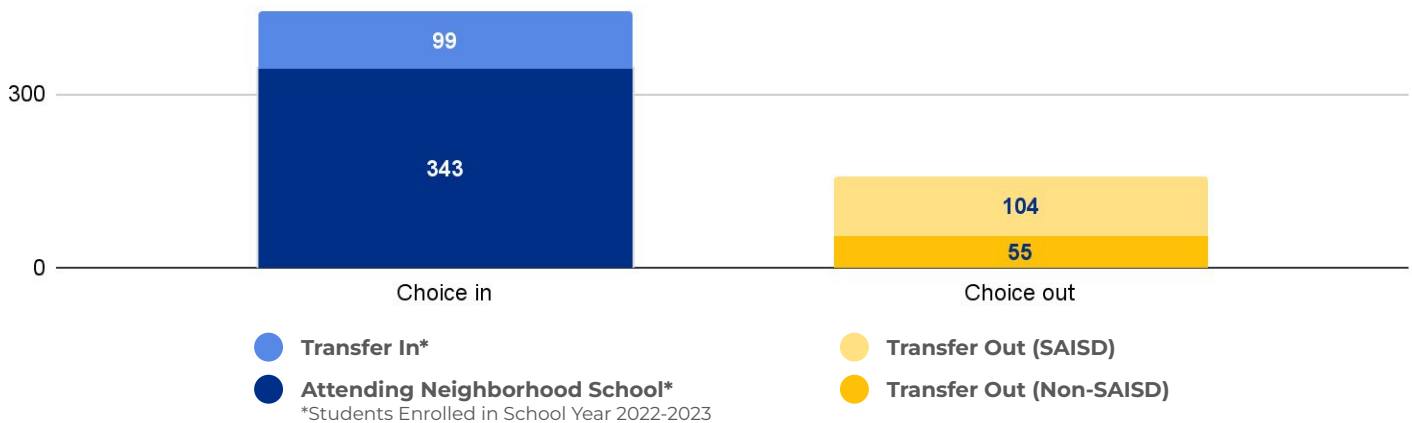
DEMOGRAPHICS



2022 ACADEMIC PERFORMANCE



2022-23 CHOICE IN / CHOICE OUT



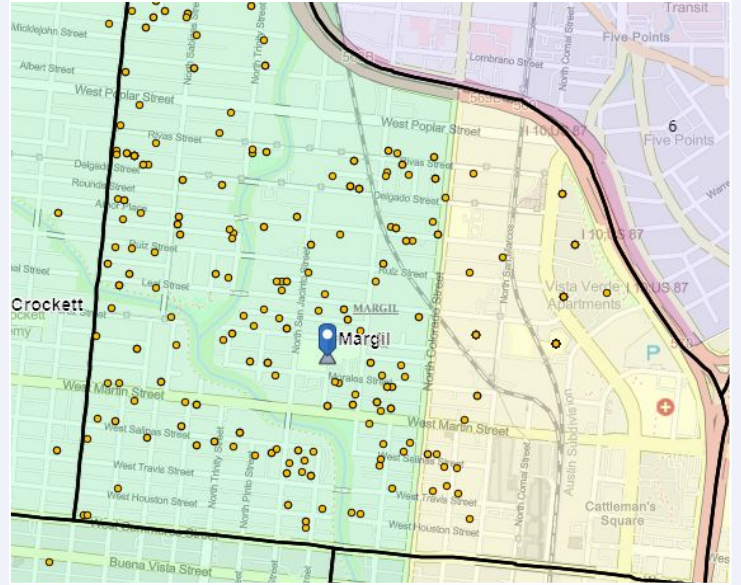
BRIEF CRITERIA ANALYSIS

Madison is scheduled to receive major improvements in Bond 2020 that will provide its current students and those students who will be new to the school with a higher quality facility. Madison will receive students from Huppertz who do not wish to continue in the IB program at Woodlawn Hills or Fenwick.

Margil Elementary School

SCHOOL OVERVIEW

Location:	1000 Perez St San Antonio, TX 78207
Grades:	PK-5
Enrollment:	438
Poverty Index:	74%
Trustee/SMD:	Torres - District 5
HS Feeder Pattern:	Lanier



Recommendation:

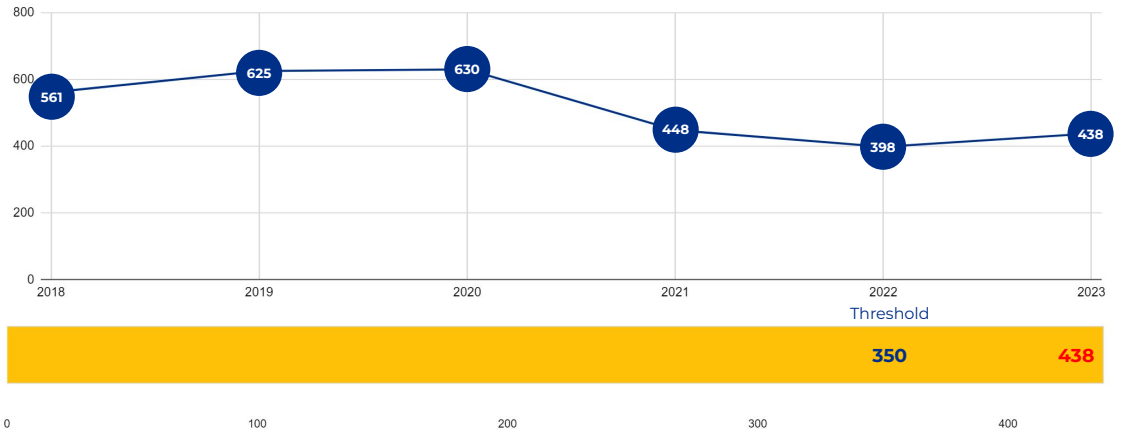
- Receive students from a closing early childhood campus (Nelson) to make fuller use of a neighborhood facility.

PRIMARY CRITERIA #1: 2022-23 ENROLLMENT

2023 Enrollment
438

Campus Type
ES

Enrollment Threshold
350



	2018	2019	2020	2021	2022	2023
Total Enrollment:	561	625	630	448	398	438

PRIMARY CRITERIA #2: FACILITY COST PER PUPIL

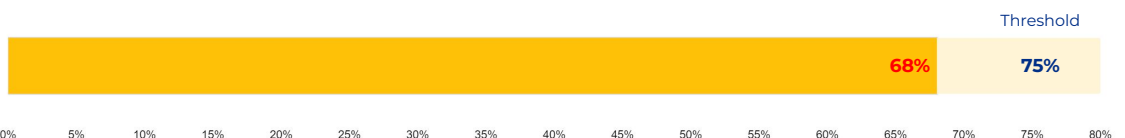
Cost Per Pupil
\$7,647



PRIMARY CRITERIA #3: 2022-23 FACILITY USE

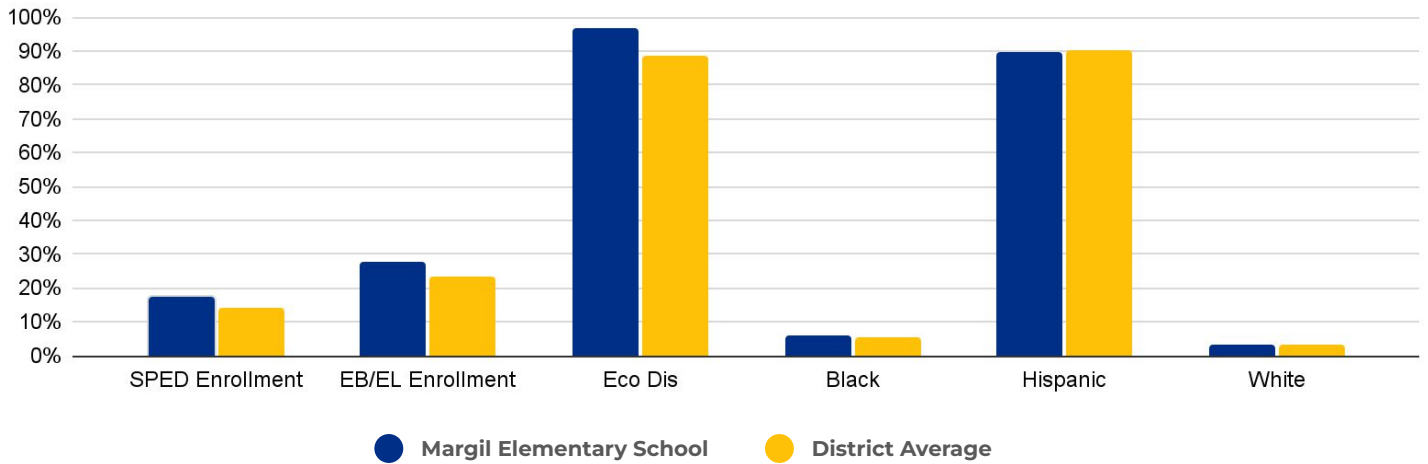
Functional Capacity
644

Facility Usage
68%

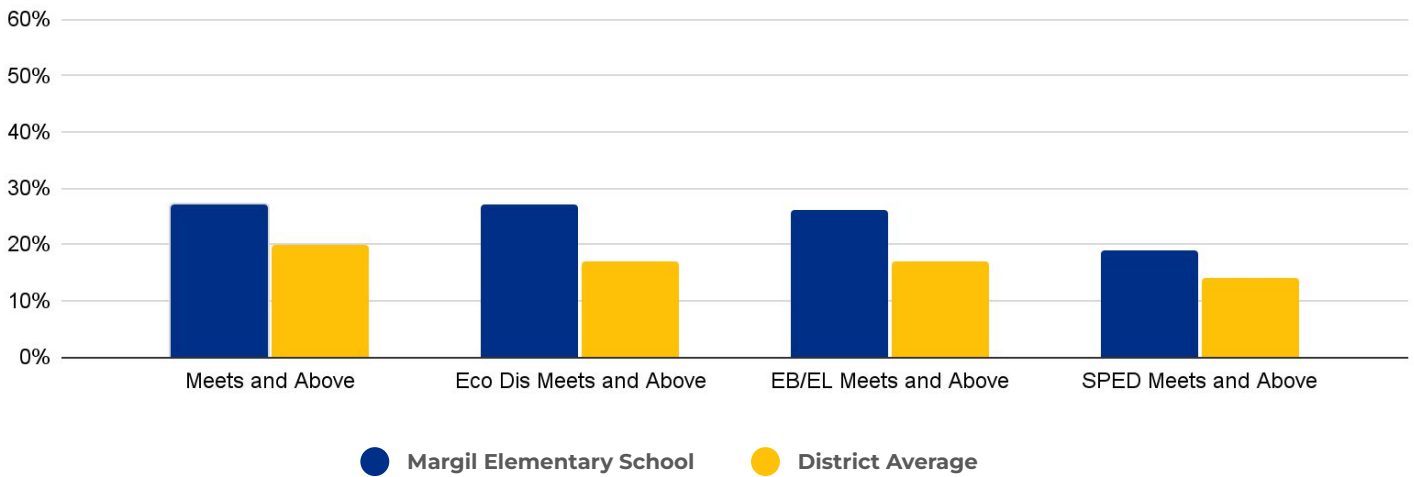


Margil Elementary School

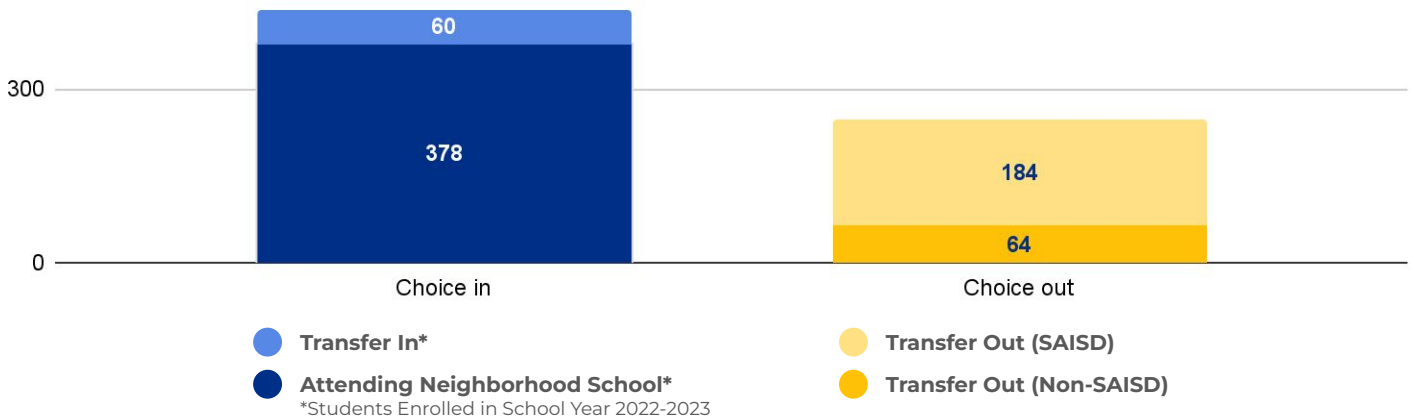
DEMOGRAPHICS



2022 ACADEMIC PERFORMANCE



2022-23 CHOICE IN / CHOICE OUT



BRIEF CRITERIA ANALYSIS

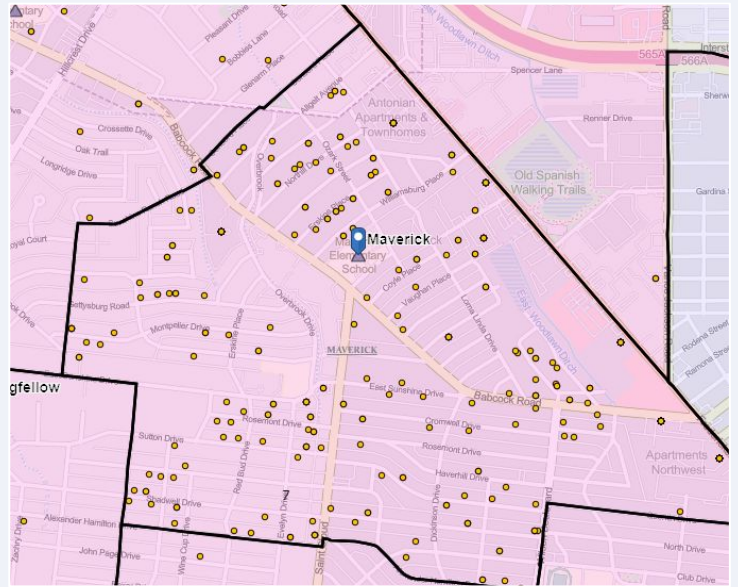
Due to the location of families attending Nelson ECC, Margil Elementary School is expected to receive over 30 students from the closing early childhood center. Margil was not selected to receive students beyond these early learners in part to preserve flexible space on its campus to accommodate students who are currently in transitional housing.

The Margil facility was completely replaced around 2000 with adequate playground, parking, and field area for soccer and other activities.

Maverick Elementary School

SCHOOL OVERVIEW

Location:	107 Raleigh Pl San Antonio, TX 78201
Grades:	Head Start, K-5
Enrollment:	499
Poverty Index:	52%
Trustee/SMD:	Garza - District 7
HS Feeder Pattern:	Jefferson



Recommendation:

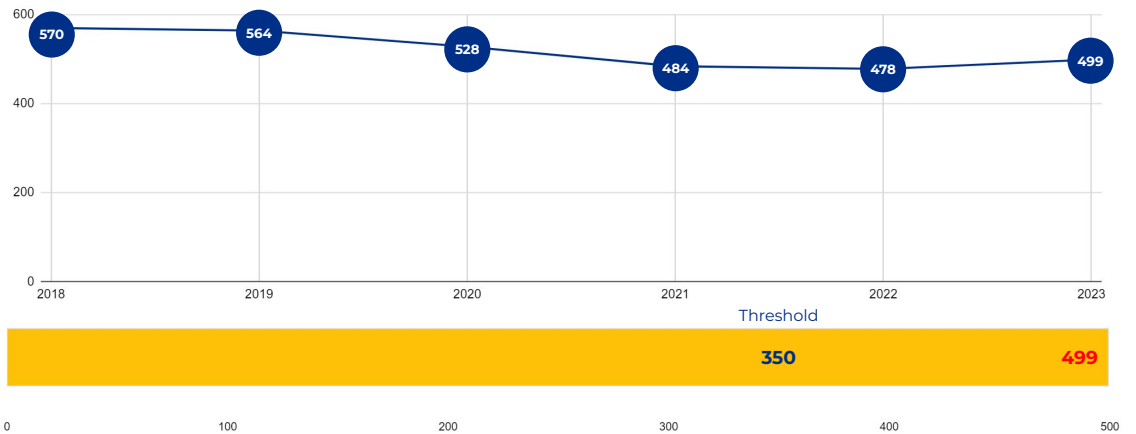
- Receive students from a closing elementary school (Baskin) to make fuller use of a neighborhood facility.

PRIMARY CRITERIA #1: 2022-23 ENROLLMENT

2023 Enrollment
499

Campus Type
ES

Enrollment Threshold
350



	2018	2019	2020	2021	2022	2023
Total Enrollment:	570	564	528	484	478	499

PRIMARY CRITERIA #2: FACILITY COST PER PUPIL

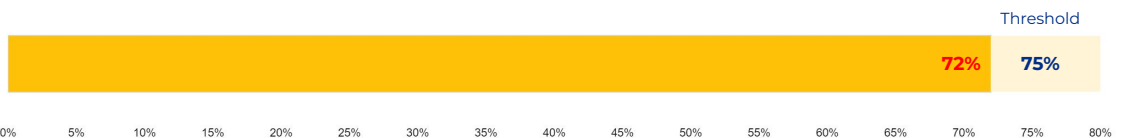
Cost Per Pupil
\$6,746



PRIMARY CRITERIA #3: 2022-23 FACILITY USE

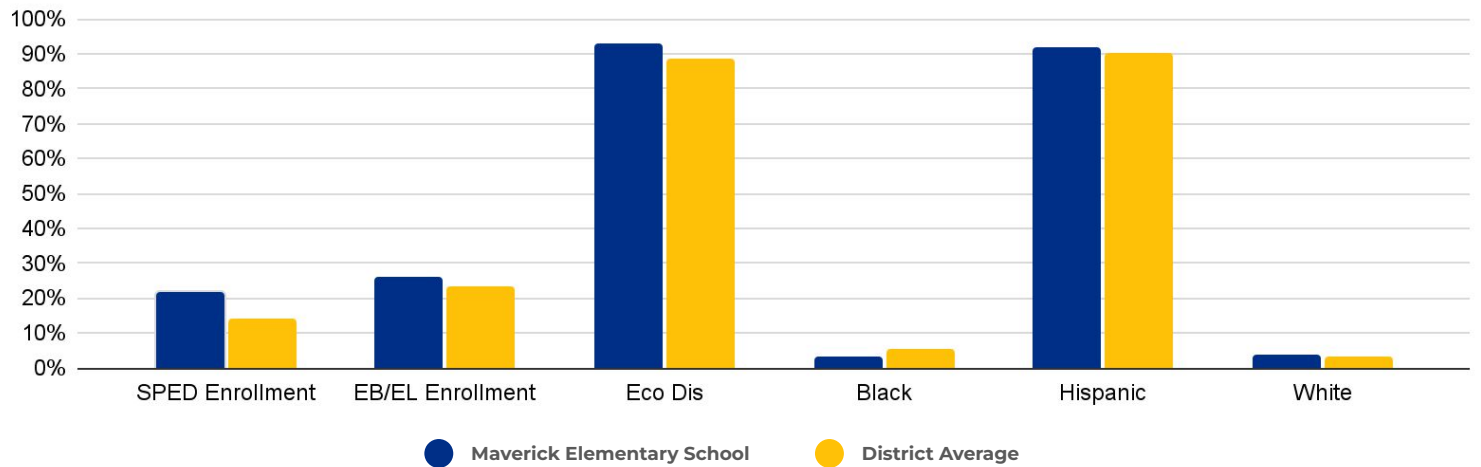
Functional Capacity
690

Facility Usage
72%

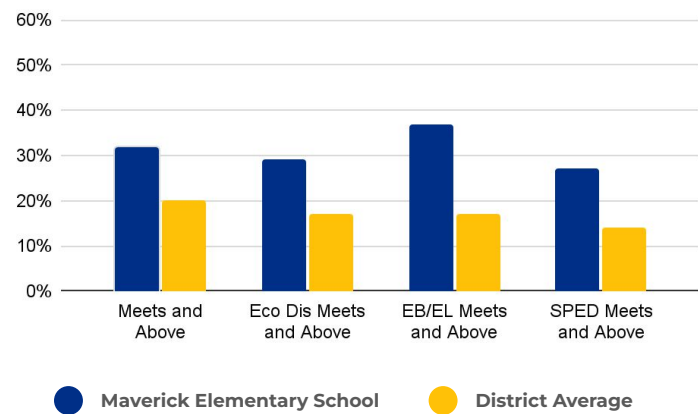


Maverick Elementary School

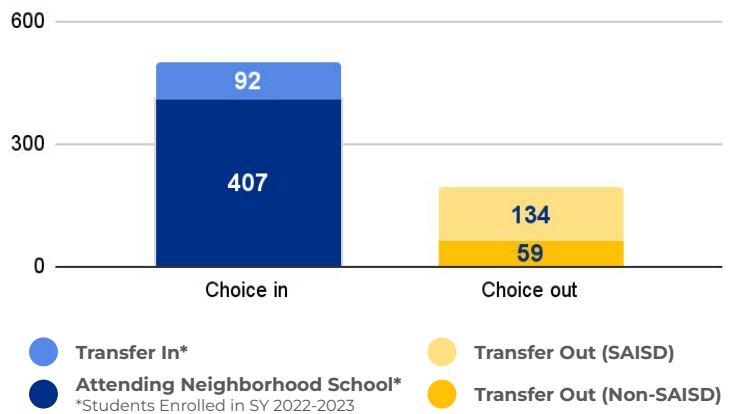
DEMOGRAPHICS



2022 ACADEMIC PERFORMANCE



2022-23 CHOICE IN / CHOICE OUT



BRIEF CRITERIA ANALYSIS

Maverick meets one of the primary criteria and is close to the threshold for facility use. Maverick was fully replaced in 2000, and although adding students from Baskin will exceed the schools current functional capacity, the district will use Bond 2020 resources to create space for the combined student bodies. The larger enrollment will ensure a robust, well-resourced elementary school in the neighborhood. As a result, it is projected that there will be 806 students at Maverick.

BENEFITS OF RIGHTSIZING

Rightsizing will lead to increased enrollment and additional resources. How those resources are used will be decided by the school's principal, staff and Campus Advisory Council. Rightsizing decisions will lead to early childhood services in every elementary school, fewer split grade levels or teaching assignments, more courses or full-time specialty teachers (art, music, AVID, etc), increased staff collaboration, additional student services (mental health, social work, academic intervention, etc), more robust dual language programs, greater access to extracurriculars, and increases to campus budgets for positions like library services, Family and Community Engagement Specialists, and instructional coaches.

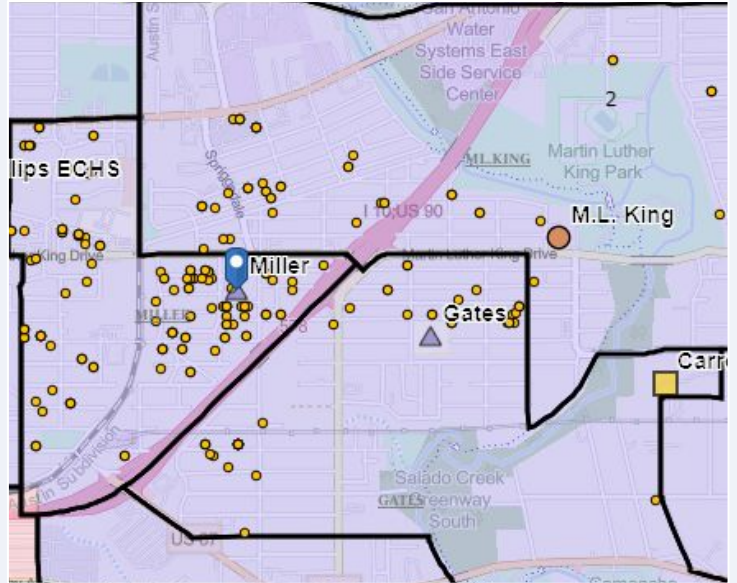
With Maverick receiving students from Baskin, more students and families will gain access to:

- Full-time elementary music and art teachers; and
- On-campus ESCE co-teach and ALE instruction.

Miller Elementary School

SCHOOL OVERVIEW

Location:	207 Lincolnshire Dr San Antonio, TX 78220
Grades:	PK-5
Enrollment:	326
Poverty Index:	56%
Trustee/SMD:	Sebastian - District 2
HS Feeder Pattern:	Sam Houston



Recommendation:

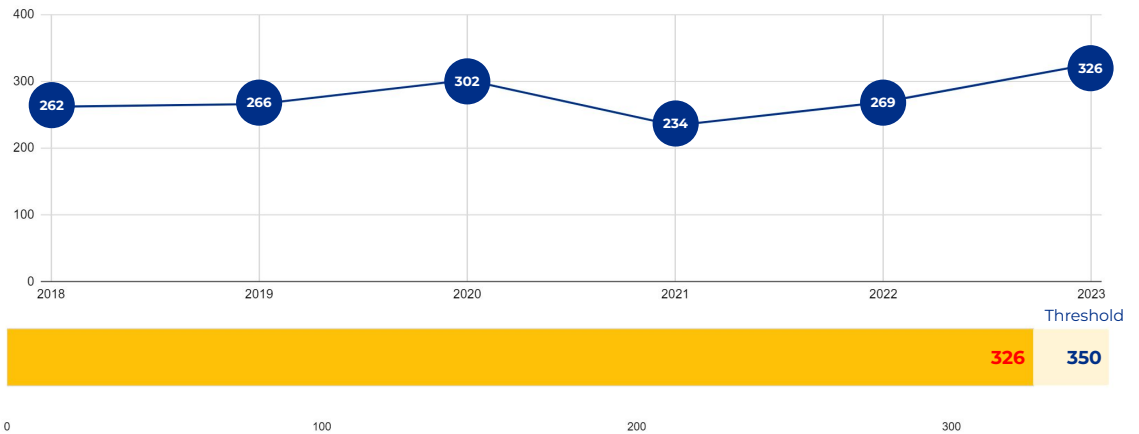
- Close this historically under-enrolled school to make fuller use of three other neighborhood facilities (ML King, ML King at Carroll, and Smith).

PRIMARY CRITERIA #1: 2022-23 ENROLLMENT

2023 Enrollment
326

Campus Type
ES

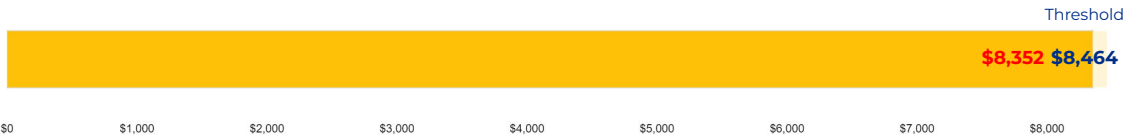
Enrollment Threshold
350



	2018	2019	2020	2021	2022	2023
Total Enrollment:	262	266	302	234	269	326

PRIMARY CRITERIA #2: FACILITY COST PER PUPIL

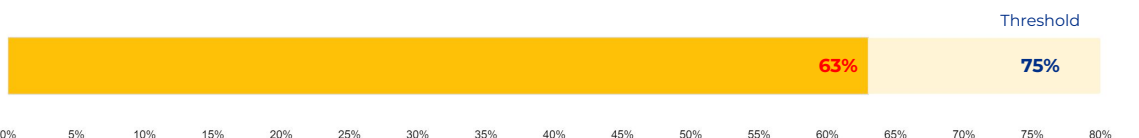
Cost Per Pupil
\$8,352



PRIMARY CRITERIA #3: 2022-23 FACILITY USE

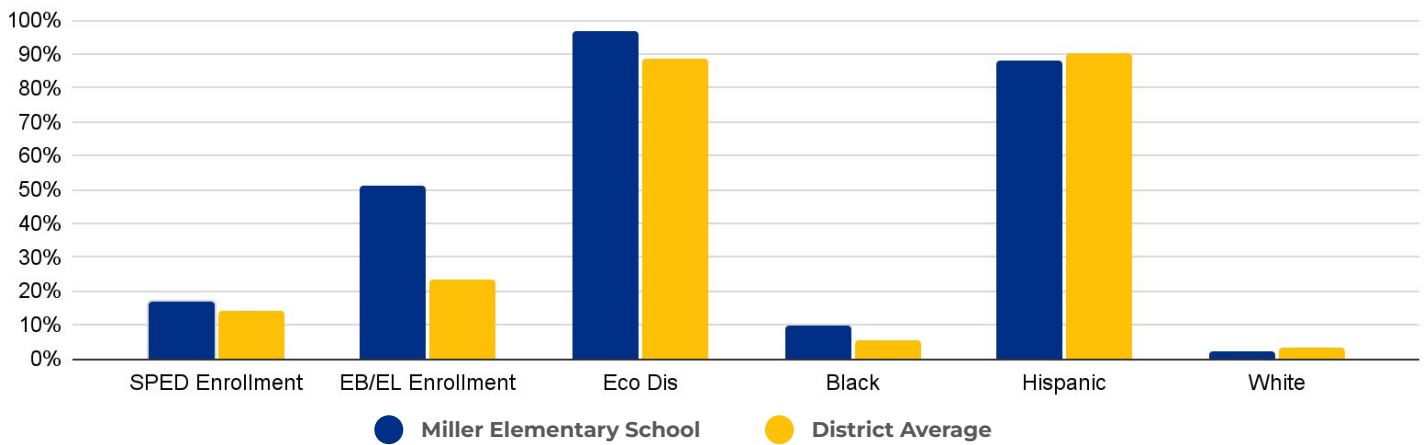
Functional Capacity
515

Facility Usage
63%

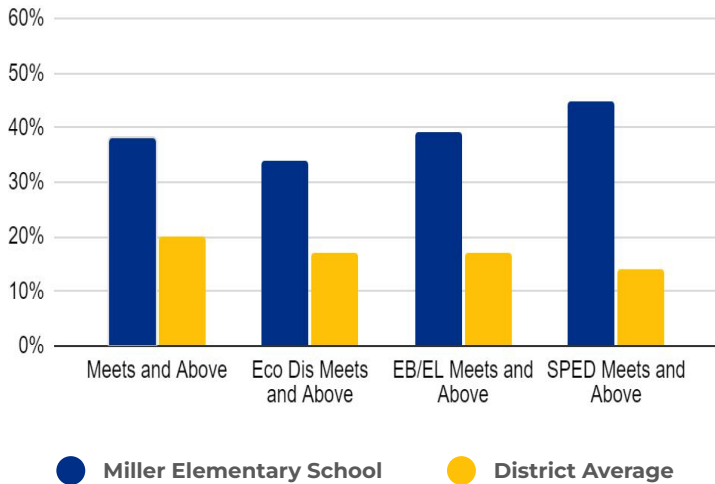


Miller Elementary School

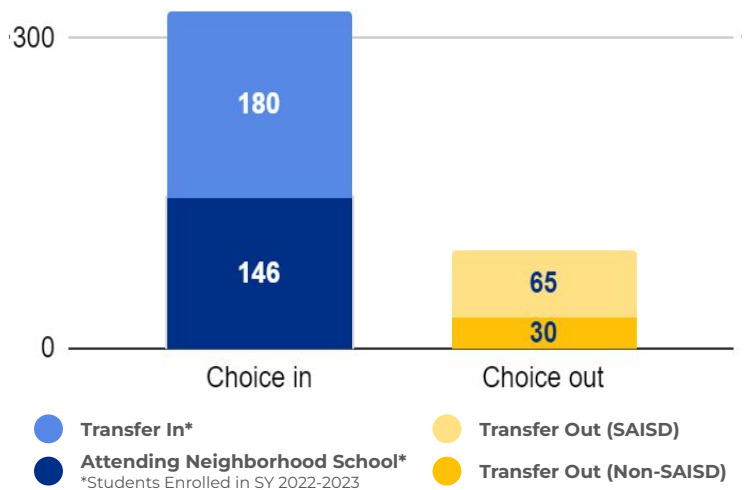
DEMOGRAPHICS



2022 ACADEMIC PERFORMANCE



2022-23 CHOICE IN / CHOICE OUT



BRIEF CRITERIA ANALYSIS

Miller meets two primary criteria. It has low enrollment and it is underused as a facility. Although enrollment has increased since 2021, the school has been consistently under-enrolled for most of the last twenty years. The small building footprint of Miller (~53,000 sq ft) and limited ability to expand makes Smith Elementary and King Academy better options to offer a thriving school for their neighborhood students and families. Smith Elementary will now incorporate all of Miller’s boundary. Both Smith and ML King will offer Dual Language programming. While ML King is being renovated, students in grades PK - 02 will attend ML King at Carroll, and students in grades 03 - 08 will attend ML King. Once renovations are complete, ML King will serve all students in grades PK - 08.

BENEFITS OF RIGHTSIZING

Rightsizing will lead to increased enrollment and additional resources. How those resources are used will be decided by the school’s principal, staff and Campus Advisory Council. Rightsizing decisions will lead to early childhood services in every elementary school, fewer split grade levels or teaching assignments, more courses or full-time specialty teachers (art, music, AVID, etc), increased staff collaboration, additional student services (mental health, social work, academic intervention, etc), more robust dual language programs, greater access to extracurriculars, and increases to campus budgets for positions like library services, Family and Community Engagement Specialists, and instructional coaches.

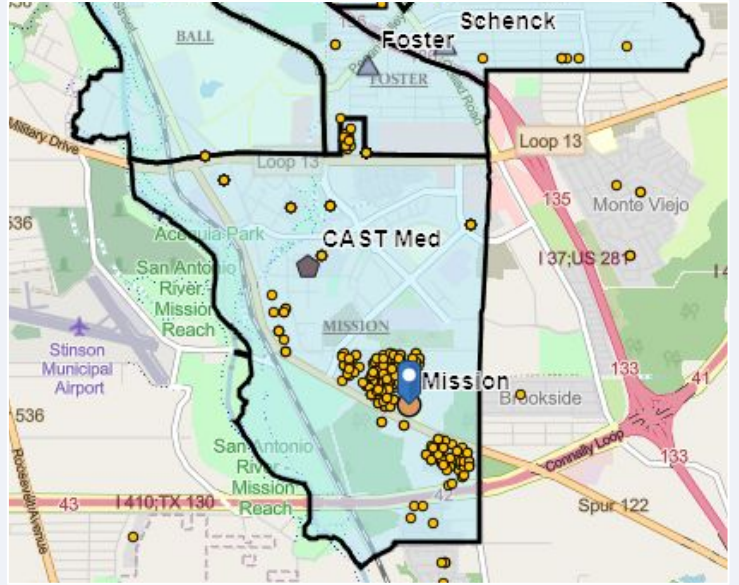
With ML King, King at Carroll, and Smith receiving students from Miller, more students and families will gain access to:

- Increased opportunities for Head Start program, services and resources;
- Enhanced fine arts opportunities and full-time elementary music and art teachers;
- Increased campus budgets for positions like library services, family engagement, and instruction; and
- Enhanced mental health and social services; and
- More robust dual language programming and a reduction or elimination of split classrooms.

Mission Academy

SCHOOL OVERVIEW

Location:	9210 S Presa St San Antonio, TX 78223
Grades:	PK-8
Enrollment:	491
Poverty Index:63	29%
Trustee/SMD:	Ozuna - District 3
HS Feeder Pattern:	Highlands
Recommendation:	<ul style="list-style-type: none"> No rightsizing-related actions make a significant impact on this school.

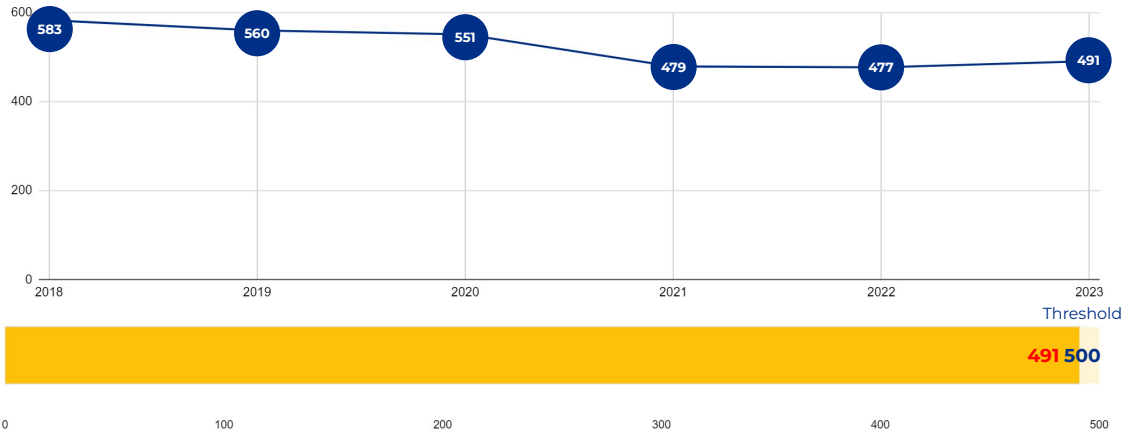


PRIMARY CRITERIA #1: 2022-23 ENROLLMENT

2023 Enrollment
491

Campus Type
Academy

Enrollment Threshold
500



	2018	2019	2020	2021	2022	2023
Total Enrollment:	583	560	551	479	477	491

PRIMARY CRITERIA #2: FACILITY COST PER PUPIL

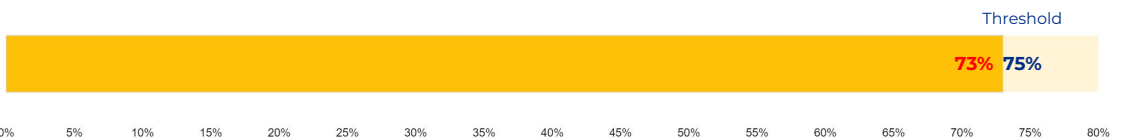
Cost Per Pupil
\$8,286



PRIMARY CRITERIA #3: 2022-23 FACILITY USE

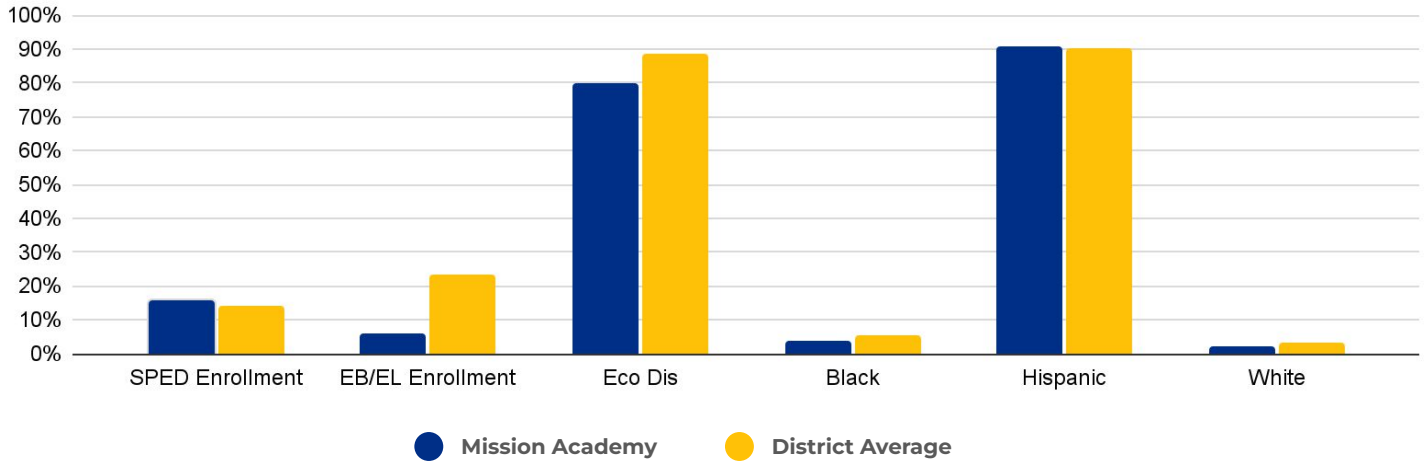
Functional Capacity
675

Facility Usage
73%

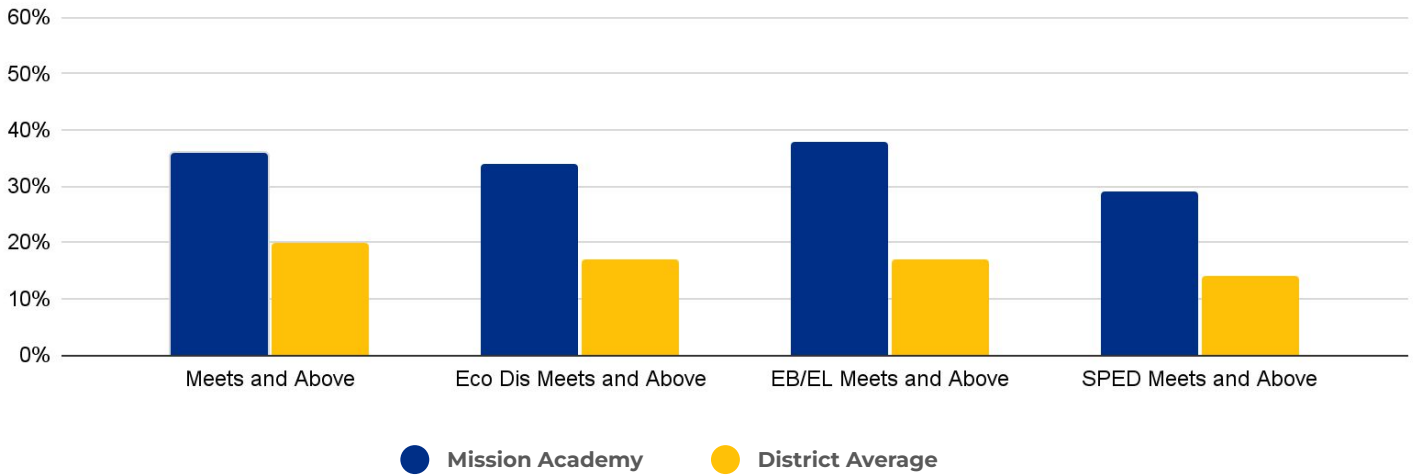


Mission Academy

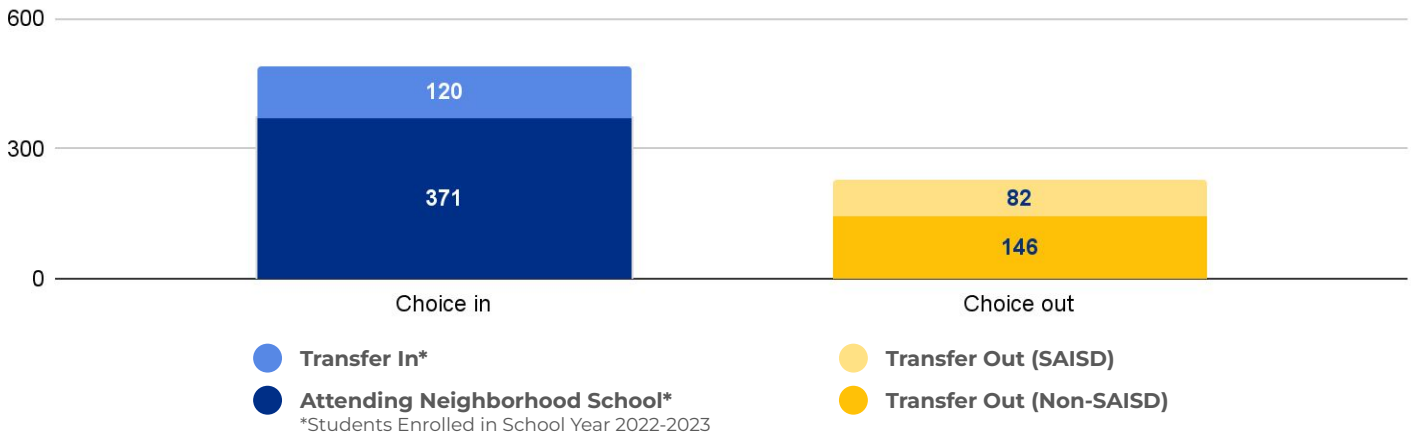
DEMOGRAPHICS



2022 ACADEMIC PERFORMANCE



2022-23 CHOICE IN / CHOICE OUT



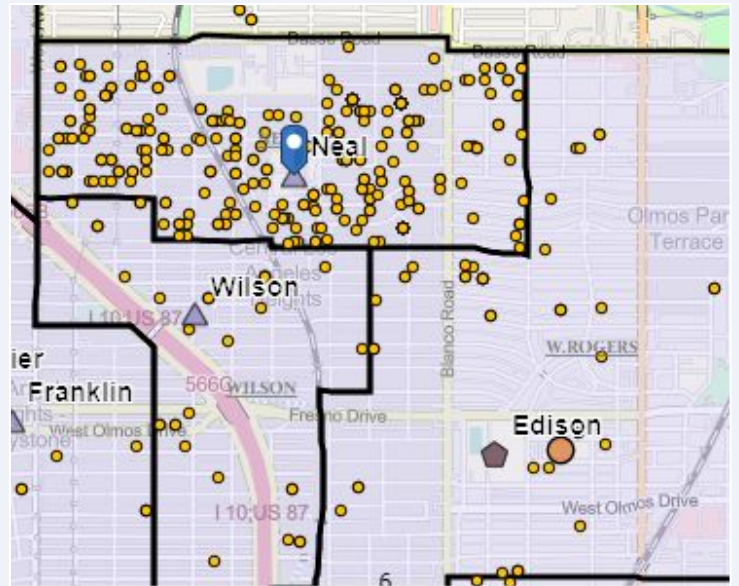
BRIEF CRITERIA ANALYSIS

Mission is located a significant distance from any other schools that are suitable partners for sending or receiving students.

Neal Elementary School

SCHOOL OVERVIEW

Location:	3407 Capitol Ave San Antonio, TX 78201
Grades:	Head Start, PK-5
Enrollment:	461
Poverty Index:	38%
Trustee/SMD:	Martinez - District 6
HS Feeder Pattern:	Edison
Recommendation:	<ul style="list-style-type: none"> No rightsizing-related actions make a significant impact on this school.

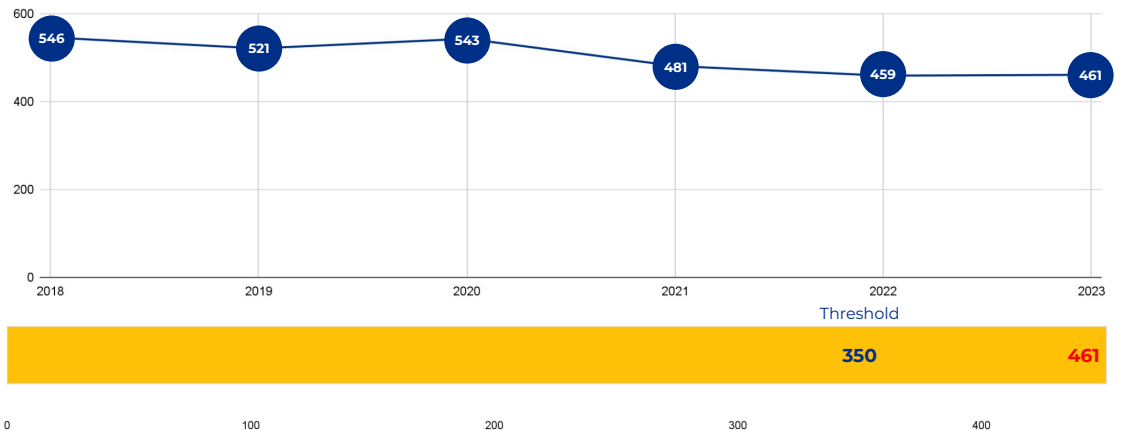


PRIMARY CRITERIA #1: 2022-23 ENROLLMENT

2023 Enrollment
461

Campus Type
ES

Enrollment Threshold
350



	2018	2019	2020	2021	2022	2023
Total Enrollment:	546	521	543	481	459	461

PRIMARY CRITERIA #2: FACILITY COST PER PUPIL

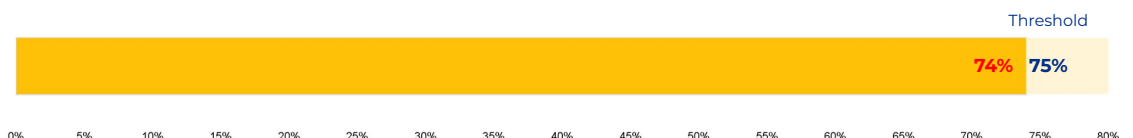
Cost Per Pupil
\$6,547



PRIMARY CRITERIA #3: 2022-23 FACILITY USE

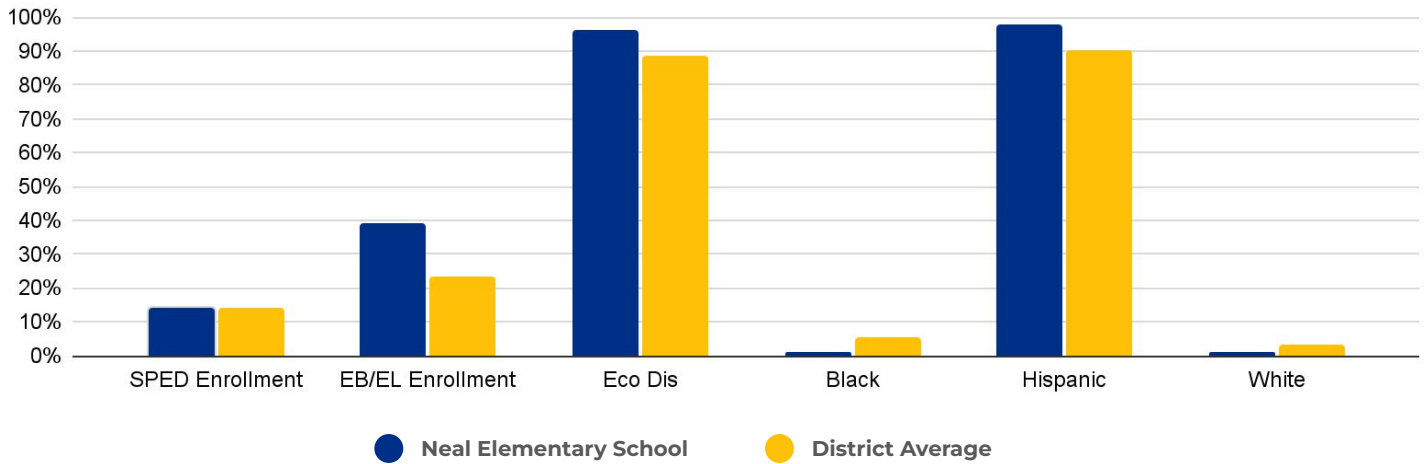
Functional Capacity
625

Facility Usage
74%

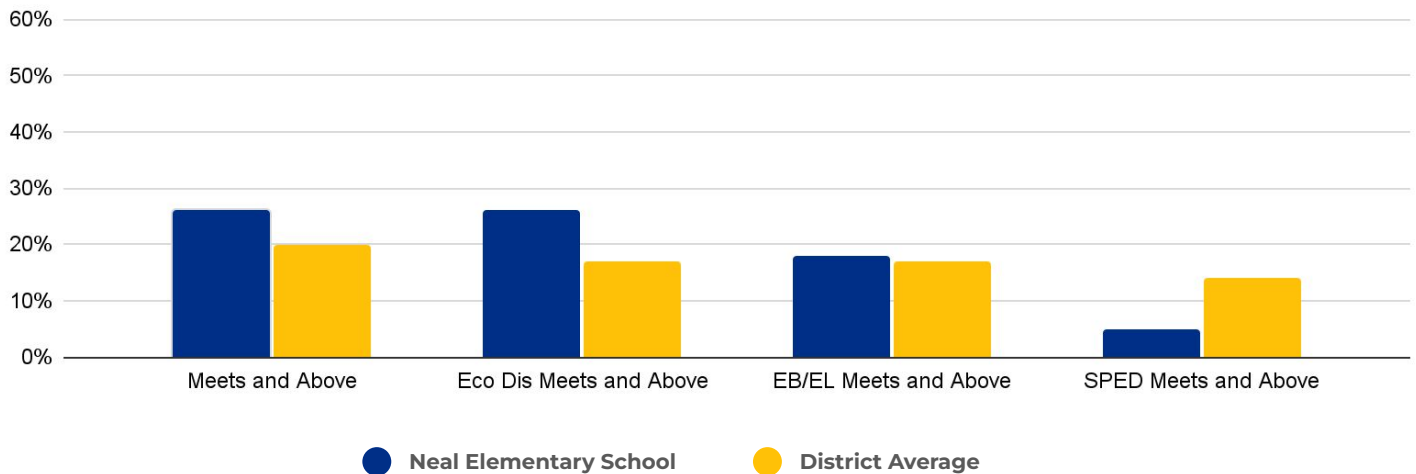


Neal Elementary School

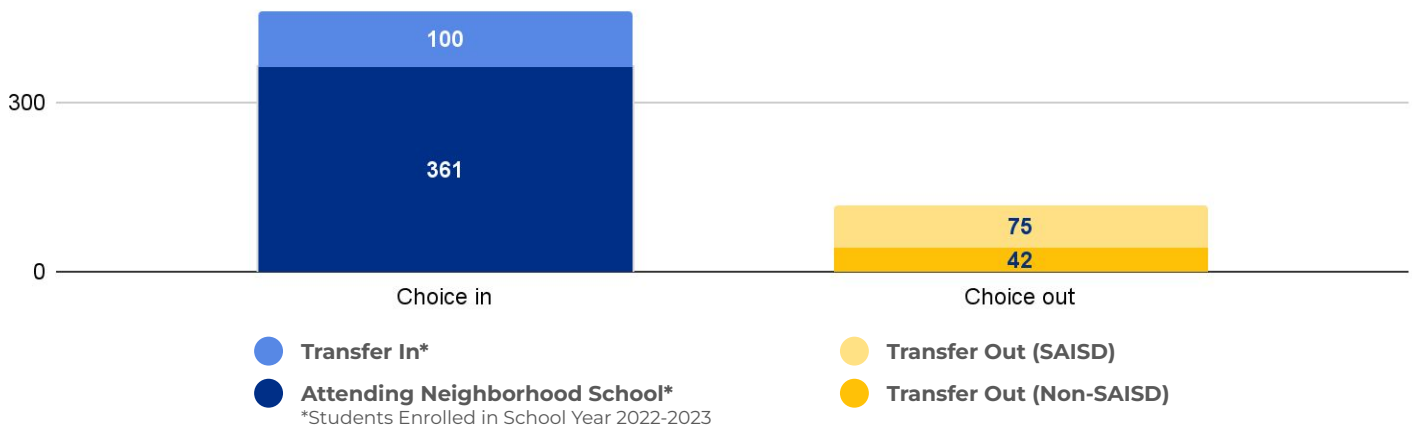
DEMOGRAPHICS



2022 ACADEMIC PERFORMANCE



2022-23 CHOICE IN / CHOICE OUT



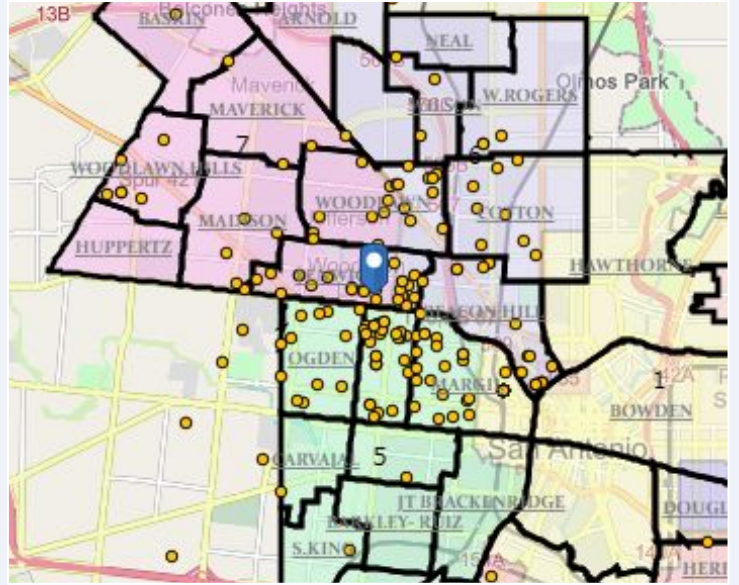
BRIEF CRITERIA ANALYSIS

The current facility meets the criteria for utilization by six percentage points, a much closer margin than many schools eligible for rightsizing decisions. Based on its location, Neal has no natural partners other than Wilson for sending or receiving. Combining Wilson and Neal together would exceed the capacity of either facility.

Nelson Early Childhood Campus

SCHOOL OVERVIEW

Location:	1015 Waverly Ave San Antonio, TX 78201
Grades:	Head Start
Enrollment:	200
Poverty Index:	N/A
Trustee/SMD:	Garza - District 7
HS Feeder Pattern:	Jefferson
Recommendation:	<ul style="list-style-type: none"> Close to move ECE services to neighborhood schools.

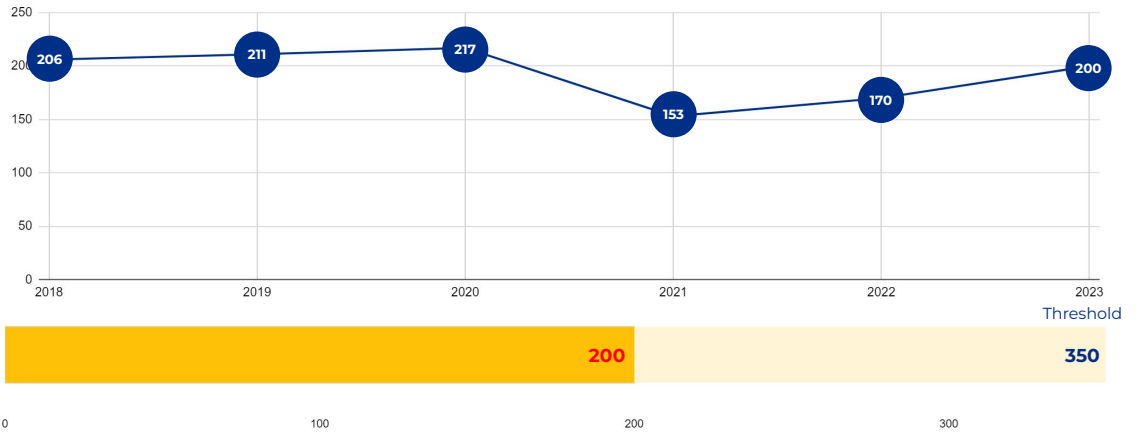


PRIMARY CRITERIA #1: 2022-23 ENROLLMENT

2023 Enrollment
200

Campus Type
ECC

Enrollment Threshold
350



	2018	2019	2020	2021	2022	2023
Total Enrollment:	206	211	217	153	170	200

PRIMARY CRITERIA #2: FACILITY COST PER PUPIL

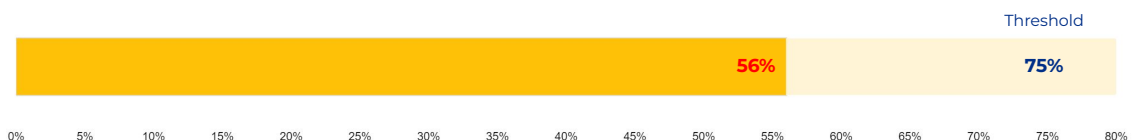
Cost Per Pupil
\$5,648



PRIMARY CRITERIA #3: 2022-23 FACILITY USE

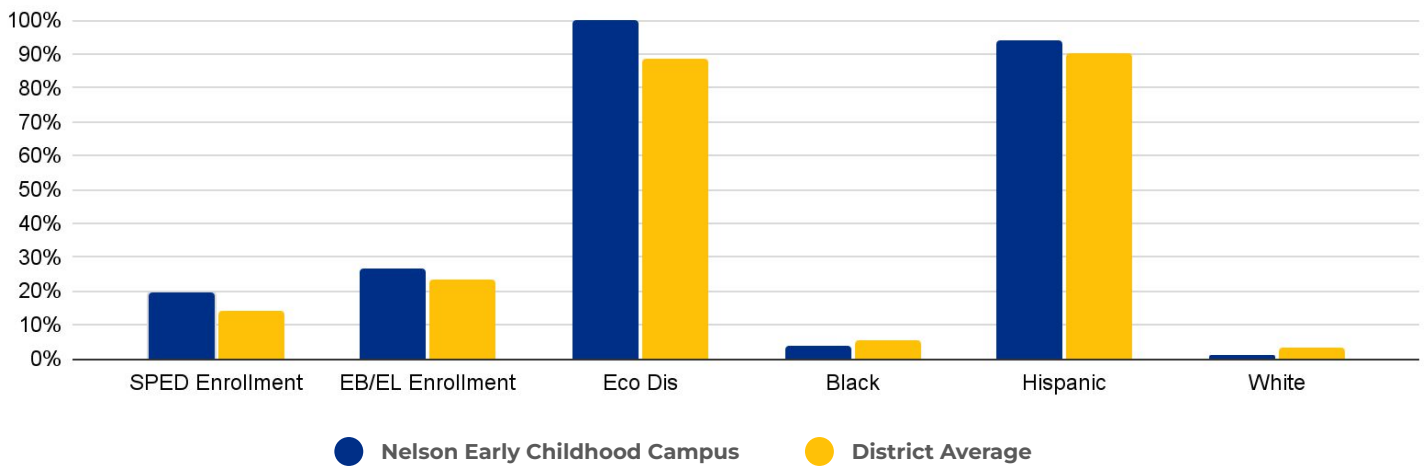
Functional Capacity
354

Facility Usage
56%

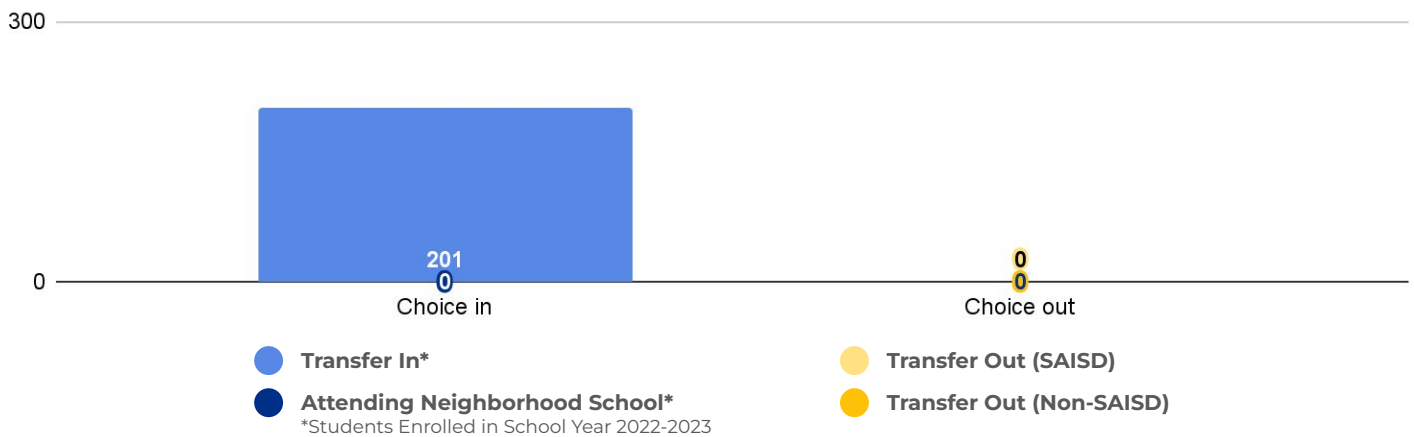


Nelson Early Childhood Campus

DEMOGRAPHICS



2022-23 CHOICE IN / CHOICE OUT



BRIEF CRITERIA ANALYSIS

Moving students to elementary school campuses leads to better retention of students and allows PK students the full continuum of services available at SAISD elementary schools.

BENEFITS OF RIGHTSIZING

Rightsizing will lead to increased enrollment and additional resources. How those resources are used will be decided by the school's principal, staff and Campus Advisory Council. Rightsizing decisions will lead to early childhood services in every elementary school, fewer split grade levels or teaching assignments, more courses or full-time specialty teachers (art, music, AVID, etc), increased staff collaboration, additional student services (mental health, social work, academic intervention, etc), more robust dual language programs, greater access to extracurriculars, and increases to campus budgets for positions like library services, Family and Community Engagement Specialists, and instructional coaches.

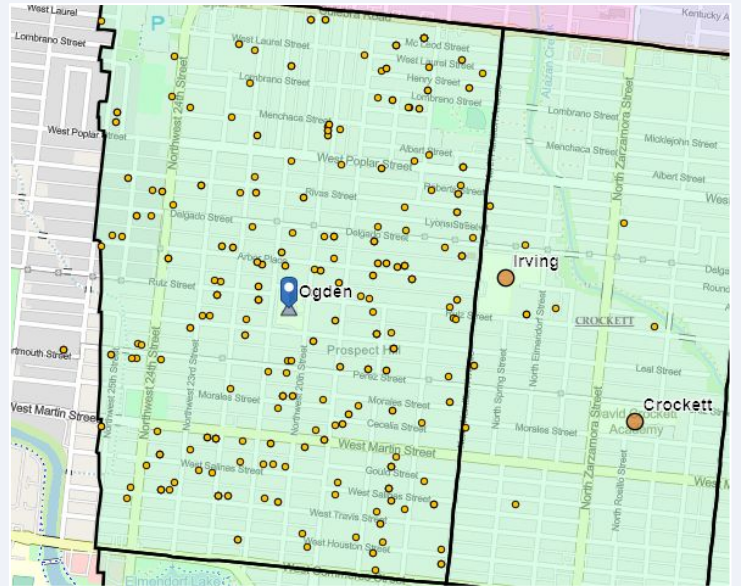
With Nelson moving ECE services to neighborhood schools, more students and families will gain access to:

- Enhanced mental health and social services;
- PK services for Early Childhood students; and
- Reduced time on buses as students will no longer need to be bussed to centers.

Ogden Elementary School

SCHOOL OVERVIEW

Location:	2215 Leal St San Antonio, TX 78207
Grades:	PK-5
Enrollment:	383
Poverty Index:	56%
Trustee/SMD:	Torres - District 5
HS Feeder Pattern:	Lanier



Recommendation:

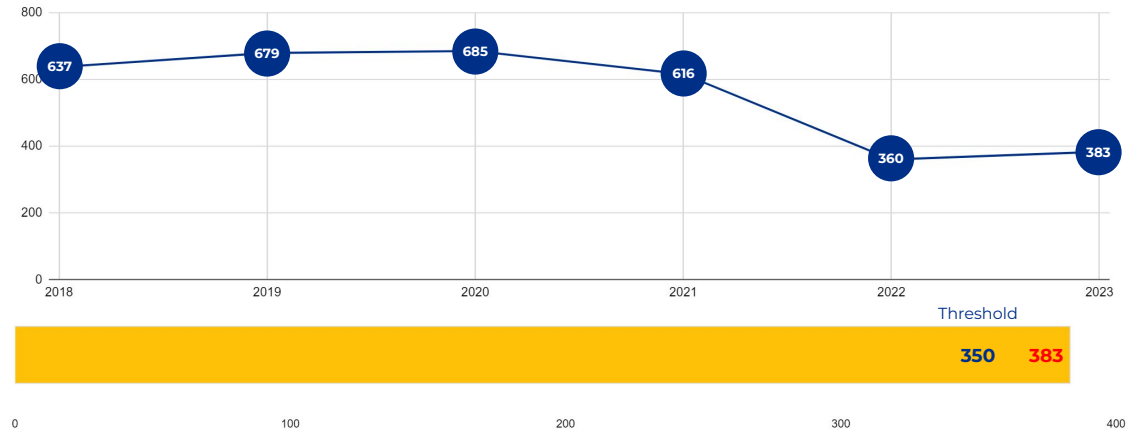
- Close a relatively under-enrolled school to make fuller use of two other neighborhood facilities (Crockett, Fenwick).

PRIMARY CRITERIA #1: 2022-23 ENROLLMENT

2023 Enrollment
383

Campus Type
ES

Enrollment Threshold
350



	2018	2019	2020	2021	2022	2023
Total Enrollment:	637	679	685	616	360	383

PRIMARY CRITERIA #2: FACILITY COST PER PUPIL

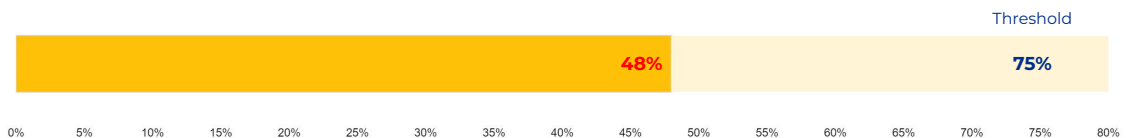
Cost Per Pupil
\$7,831



PRIMARY CRITERIA #3: 2022-23 FACILITY USE

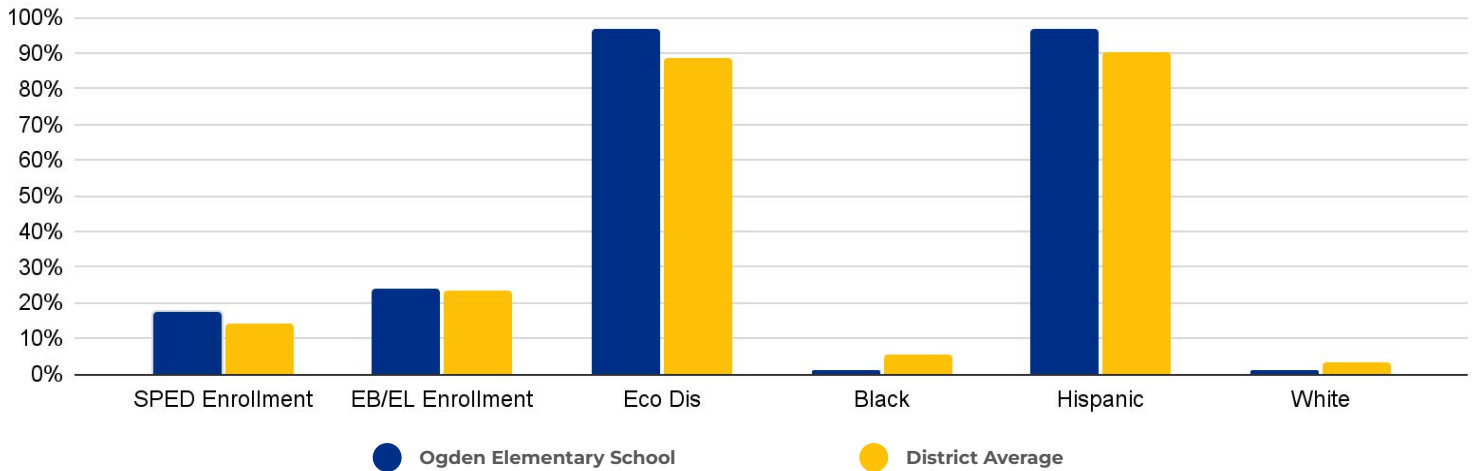
Functional Capacity
796

Facility Usage
48%

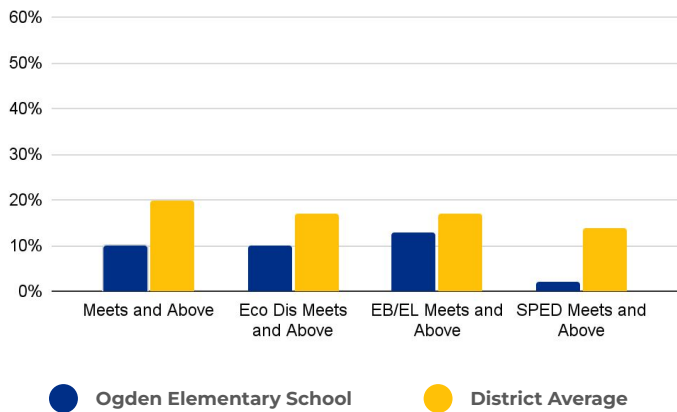


Ogden Elementary School

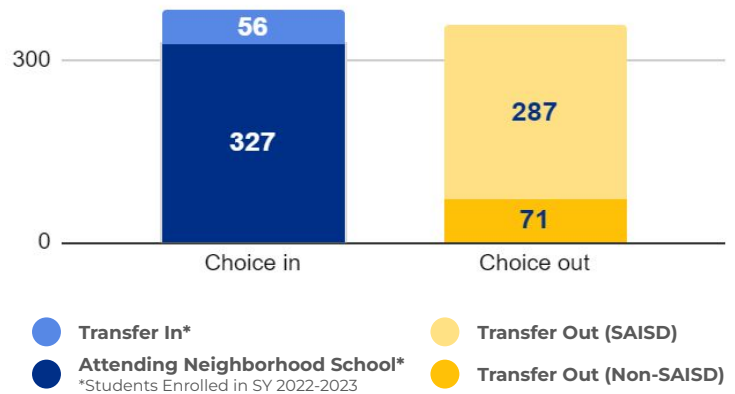
DEMOGRAPHICS



2022 ACADEMIC PERFORMANCE



2022-23 CHOICE IN / CHOICE OUT



BRIEF CRITERIA ANALYSIS

Ogden Elementary meets one of the primary criteria. It is significantly underused, with more than double the space needed for its small student body. In addition, its enrollment has fallen by more than 300 students since 2020 and the number of families choosing to leave the school exceeds the number of families choosing to enroll in it. Options to receive students from campuses in the surrounding area were limited due to the unique programming of nearby schools, natural or manmade barriers, the number of facilities in the area, and the fact that Ogden is on the Western edge of the SAISD boundary. SAISD will continue to explore additional uses of the Ogden campus, as the facility is in good condition.

BENEFITS OF RIGHTSIZING

Rightsizing will lead to increased enrollment and additional resources. How those resources are used will be decided by the school's principal, staff and Campus Advisory Council. Rightsizing decisions will lead to early childhood services in every elementary school, fewer split grade levels or teaching assignments, more courses or full-time specialty teachers (art, music, AVID, etc), increased staff collaboration, additional student services (mental health, social work, academic intervention, etc), more robust dual language programs, greater access to extracurriculars, and increases to campus budgets for positions like library services, Family and Community Engagement Specialists, and instructional coaches.

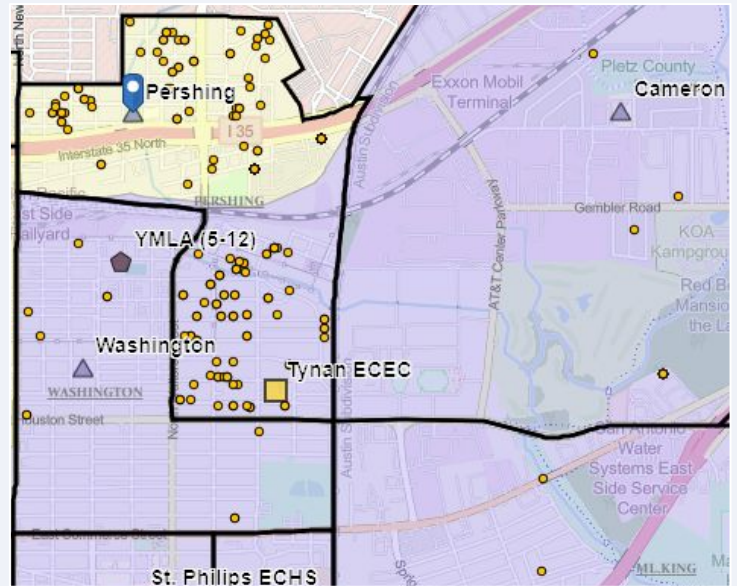
With Ogden sending students to Fenwick and Crockett, more students and families will gain access to:

- Enhanced mental health and social services;
- PK services for Early Childhood students; and
- Full-time elementary music and art teachers.

Pershing Elementary School

SCHOOL OVERVIEW

Location:	600 Sandmeyer St San Antonio, TX 78208
Grades:	PK-5
Enrollment:	303
Poverty Index:	84%
Trustee/SMD:	Sorensen - District 1
HS Feeder Pattern:	Sam Houston



Recommendation:

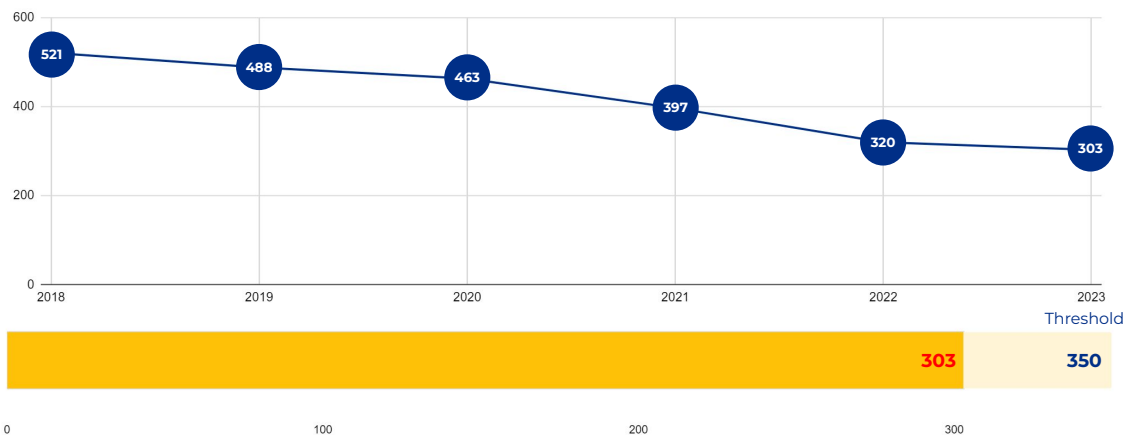
- Close this historically under-enrolled school to make fuller use two other neighborhood facilities (Cameron, Washington).

PRIMARY CRITERIA #1: 2022-23 ENROLLMENT

2023 Enrollment
303

Campus Type
ES

Enrollment Threshold
350



	2018	2019	2020	2021	2022	2023
Total Enrollment:	521	488	463	397	320	303

PRIMARY CRITERIA #2: FACILITY COST PER PUPIL

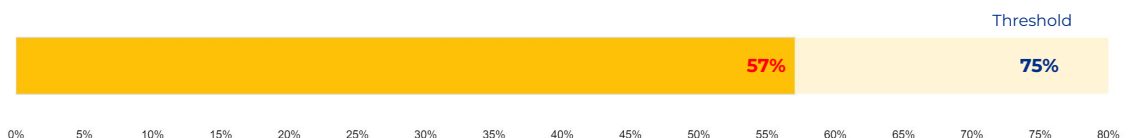
Cost Per Pupil
\$8,421



PRIMARY CRITERIA #3: 2022-23 FACILITY USE

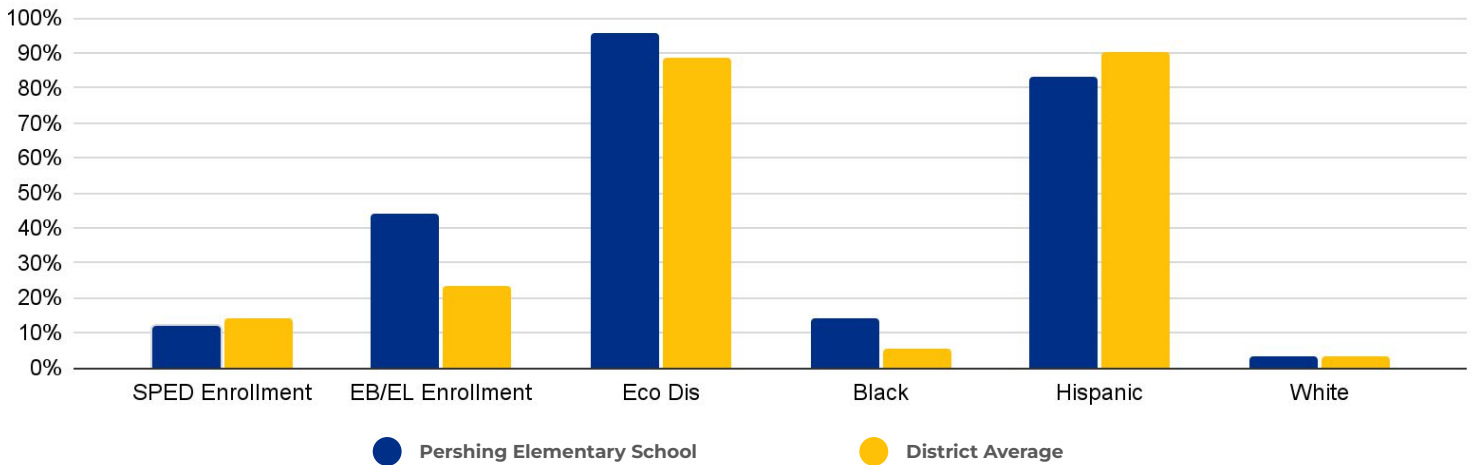
Functional Capacity
534

Facility Usage
57%

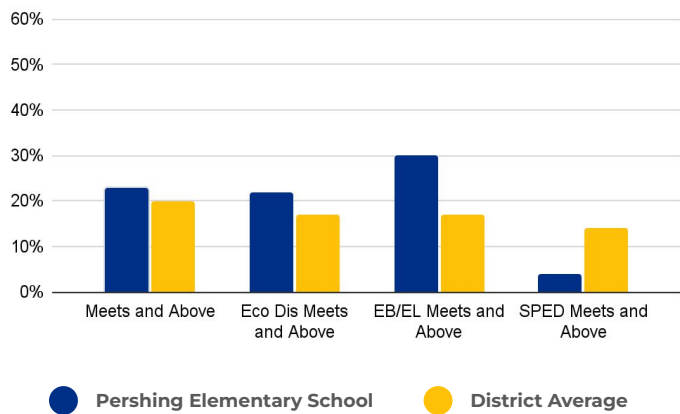


Pershing Elementary School

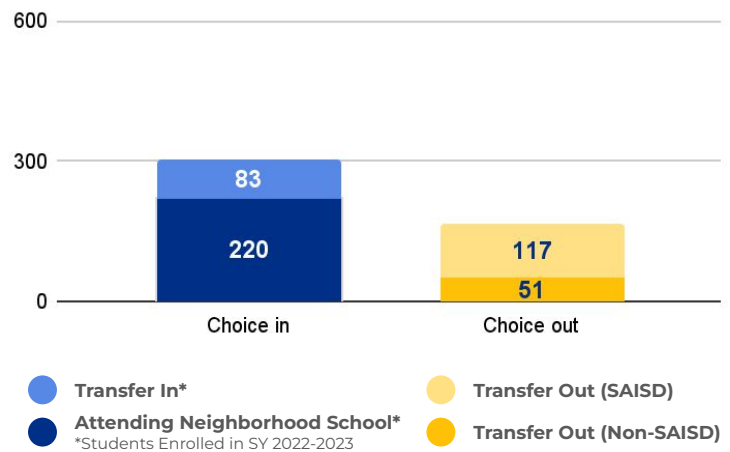
DEMOGRAPHICS



2022 ACADEMIC PERFORMANCE



2022-23 CHOICE IN / CHOICE OUT



BRIEF CRITERIA ANALYSIS

Pershing meets two primary criteria. It has low enrollment and is a significantly underused facility. The geography of the Northeast quadrant of SAISD, the composition of schools, and enrollment trends in the area limited the number of rightsizing options for these three campuses. Cameron is the only school North of I-10 on the East Side of SAISD, and is geographically separated from all other campuses. Young Men’s Leadership Academy is located closer to Pershing than either Cameron or Washington, but is a single-gender school. Bowden Academy is located slightly farther away from Pershing than Cameron across the Union Pacific Railroad yard. Sending Pershing students to Bowden would create a facility at almost 100% capacity and leave Washington below the enrollment to be considered “thriving.”

BENEFITS OF RIGHTSIZING

Rightsizing will lead to increased enrollment and additional resources. How those resources are used will be decided by the school’s principal, staff and Campus Advisory Council. Rightsizing decisions will lead to early childhood services in every elementary school, fewer split grade levels or teaching assignments, more courses or full-time specialty teachers (art, music, AVID, etc), increased staff collaboration, additional student services (mental health, social work, academic intervention, etc), more robust dual language programs, greater access to extracurriculars, and increases to campus budgets for positions like library services, Family and Community Engagement Specialists, and instructional coaches.

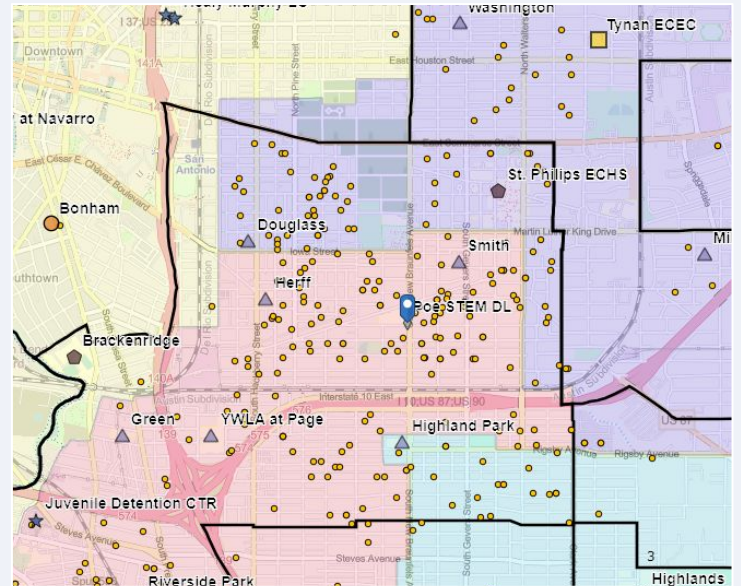
With Pershing students moving to Cameron and Washington, more students and families will gain access to:

- Enhanced special education programming;
- Enhanced mental health and social services;
- Access to Head Start programming, resources, and services; and
- Full-time music and art teachers.

Poe STEM Dual Language Middle School (Combined)

SCHOOL OVERVIEW

Location:	814 Aransas Ave San Antonio, TX 78210
Grades:	6-7 (6-8 Combined)
Enrollment:	613
Poverty Index:	56%
Trustee/SMD:	Valdez - District 4
HS Feeder Pattern:	Brackenridge
Recommendation:	<ul style="list-style-type: none"> No rightsizing-related actions make a significant impact on this school.

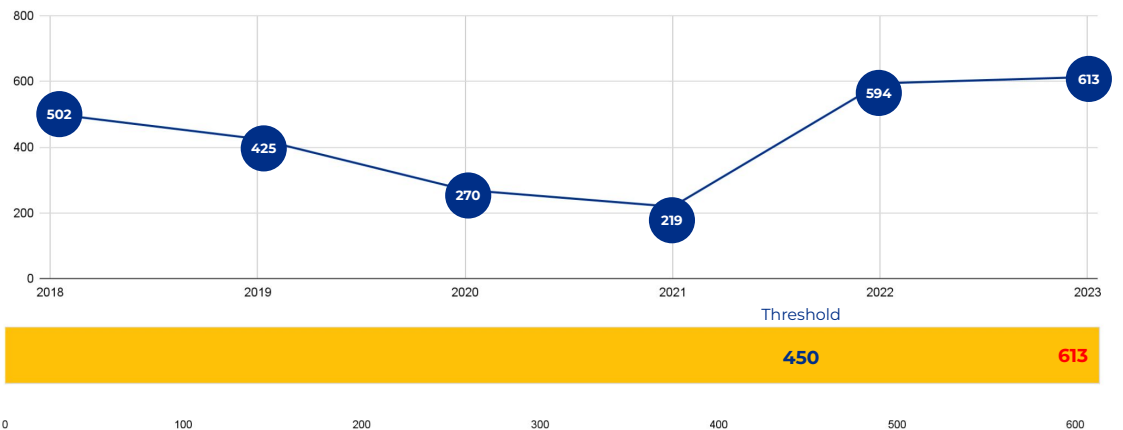


PRIMARY CRITERIA #1: 2022-23 ENROLLMENT

2023 Enrollment
613

Campus Type
MS

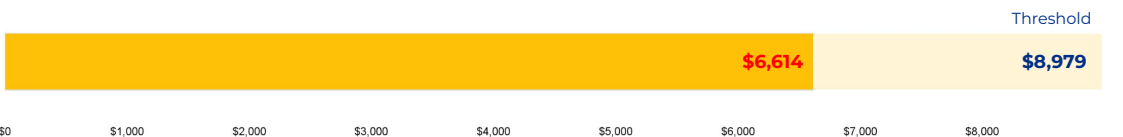
Enrollment Threshold
450



	2018	2019	2020	2021	2022	2023
Total Enrollment:	502	425	270	219	594	613

PRIMARY CRITERIA #2: FACILITY COST PER PUPIL

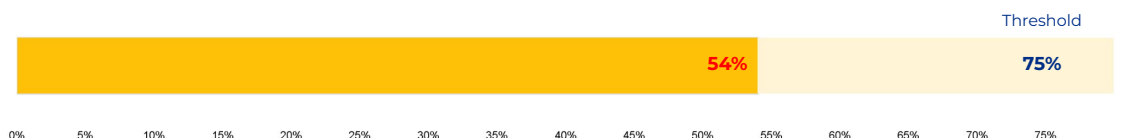
Cost Per Pupil
\$6,614



PRIMARY CRITERIA #3: 2022-23 FACILITY USE

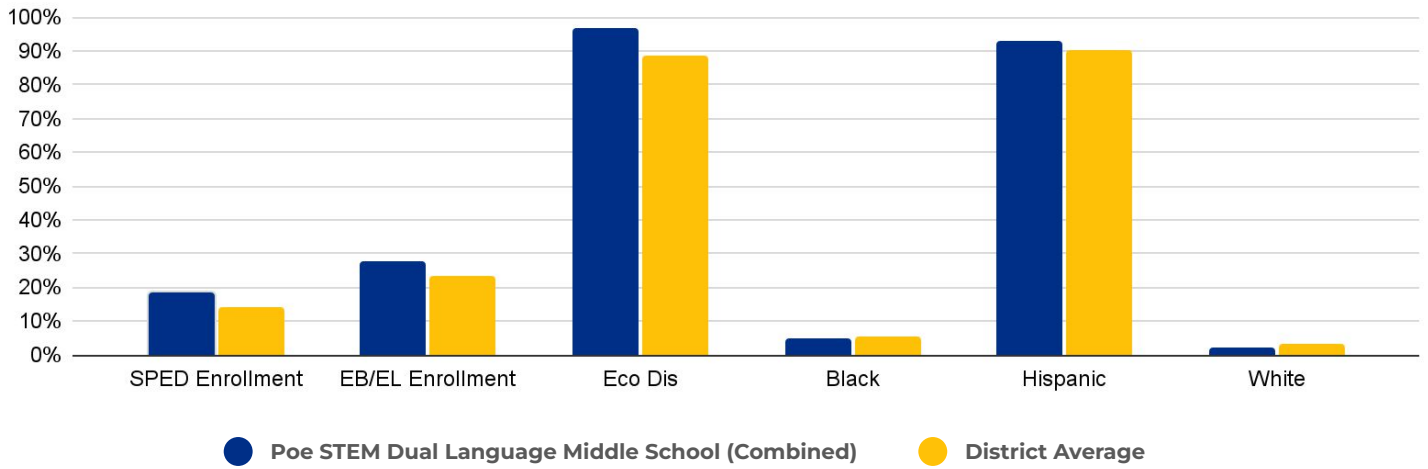
Functional Capacity
706

Facility Usage
54%

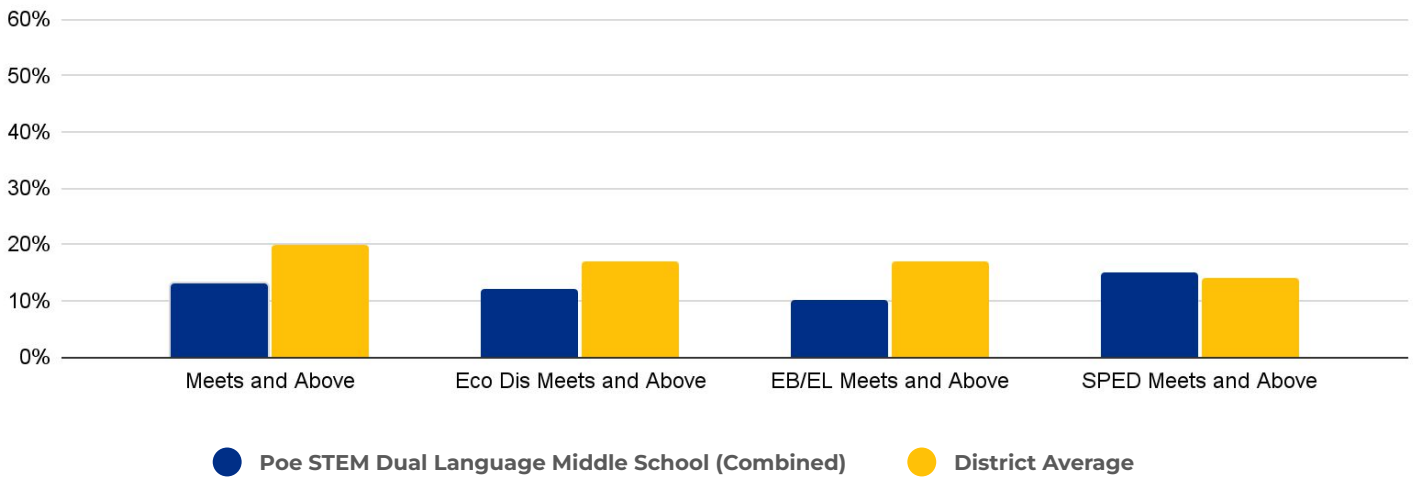


Poe STEM Dual Language Middle School (Combined)

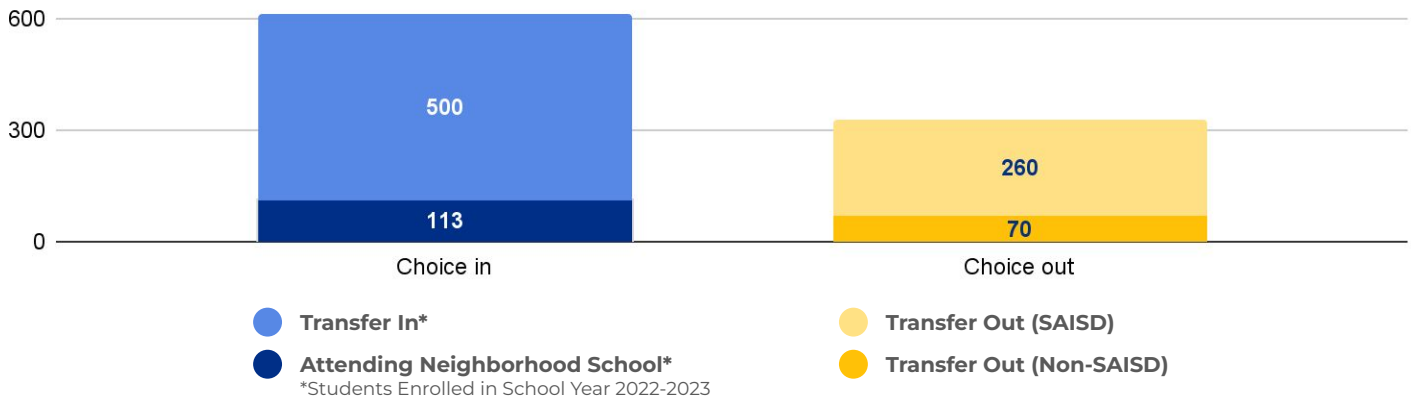
DEMOGRAPHICS



2022 ACADEMIC PERFORMANCE



2022-23 CHOICE IN / CHOICE OUT



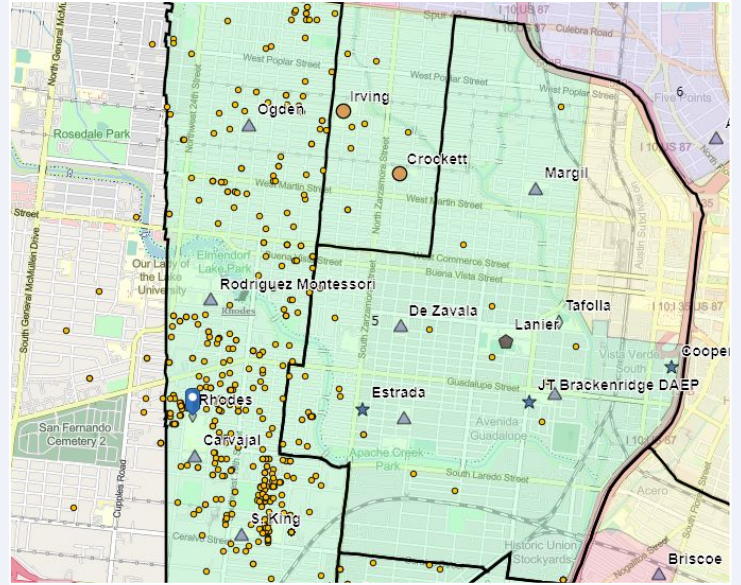
BRIEF CRITERIA ANALYSIS

With action on Lowell, Poe is the only comprehensive middle school in the region.

Rhodes Middle School

SCHOOL OVERVIEW

Location:	3000 Tampico St San Antonio, TX 78207
Grades:	6-8
Enrollment:	545
Poverty Index:	74%
Trustee/SMD:	Torres - District 5
HS Feeder Pattern:	Lanier
Recommendation:	<ul style="list-style-type: none"> No rightsizing-related actions make a significant impact on this school.

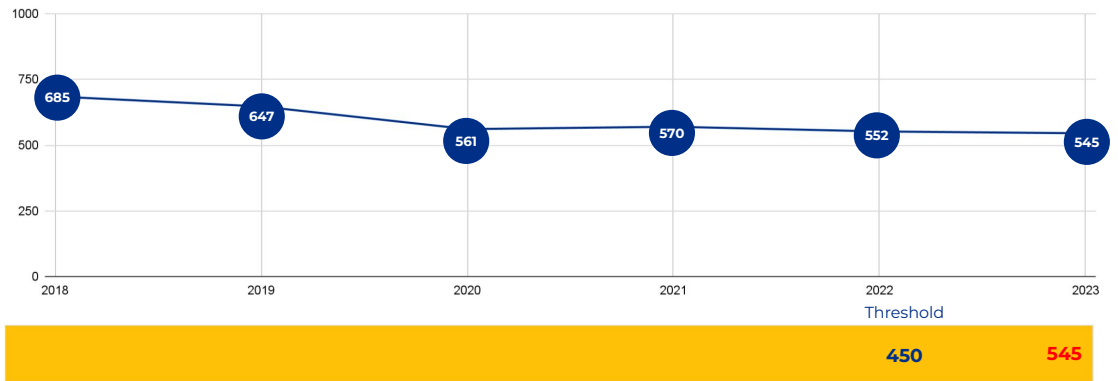


PRIMARY CRITERIA #1: 2022-23 ENROLLMENT

2023 Enrollment
545

Campus Type
MS

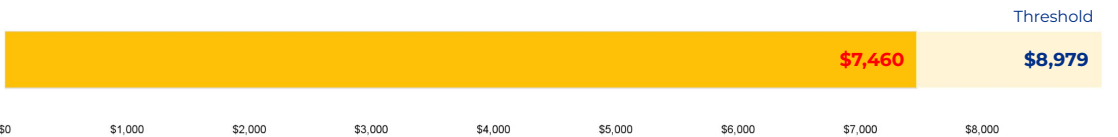
Enrollment Threshold
450



	2018	2019	2020	2021	2022	2023
Total Enrollment:	685	647	561	570	552	545

PRIMARY CRITERIA #2: FACILITY COST PER PUPIL

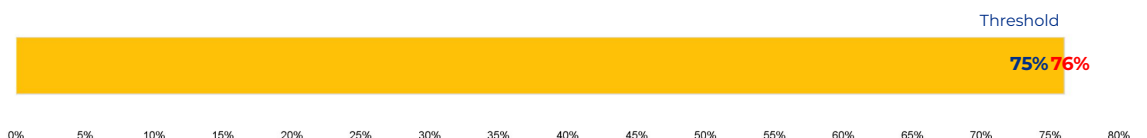
Cost Per Pupil
\$7,460



PRIMARY CRITERIA #3: 2022-23 FACILITY USE

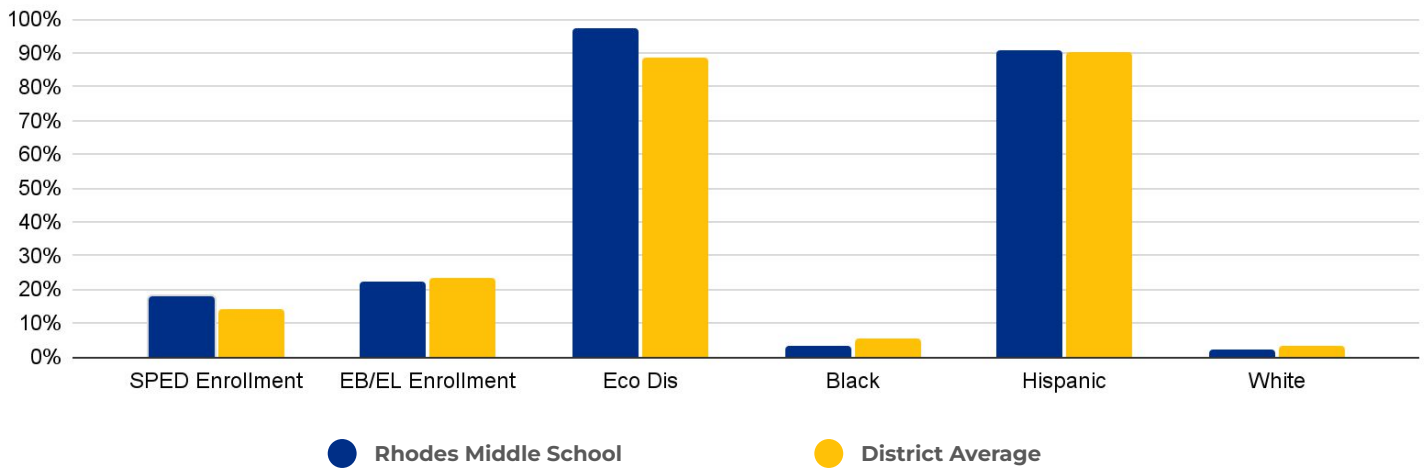
Functional Capacity
717

Facility Usage
76%

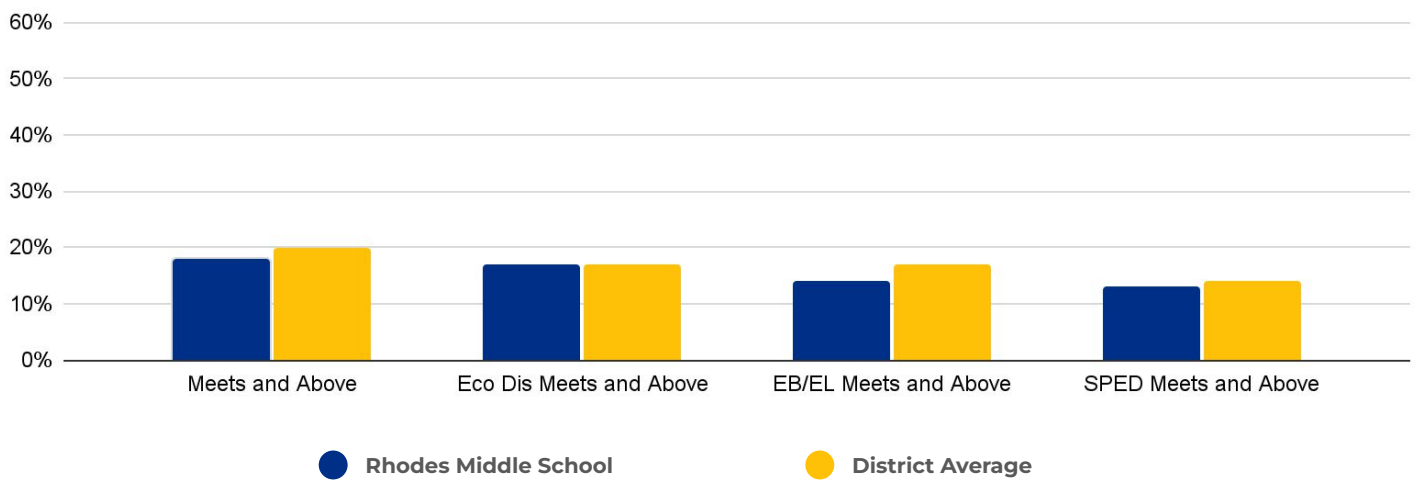


Rhodes Middle School

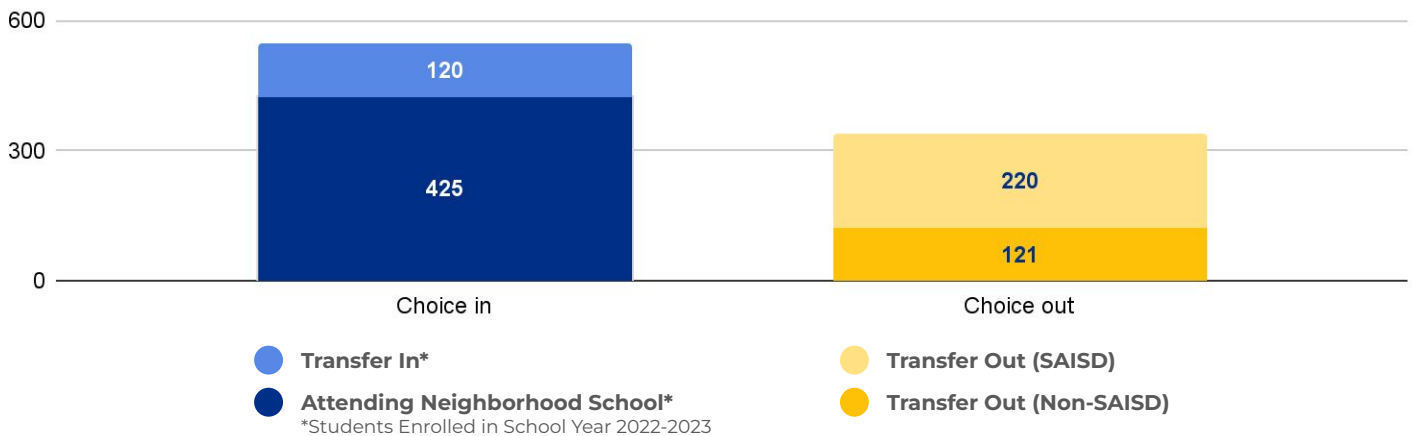
DEMOGRAPHICS



2022 ACADEMIC PERFORMANCE



2022-23 CHOICE IN / CHOICE OUT



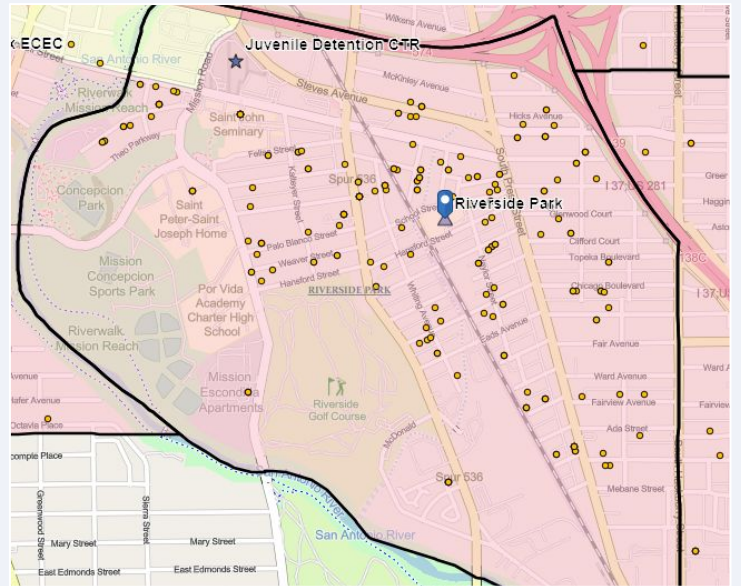
BRIEF CRITERIA ANALYSIS

Rhodes Middle School does not meet any of the primary rightsizing criteria.

Riverside Park Elementary School

SCHOOL OVERVIEW

Location:	202 School St San Antonio, TX 78210
Grades:	PK-5
Enrollment:	287
Poverty Index:	54%
Trustee/SMD:	Valdez - District 4
HS Feeder Pattern:	Brackenridge



Recommendation:

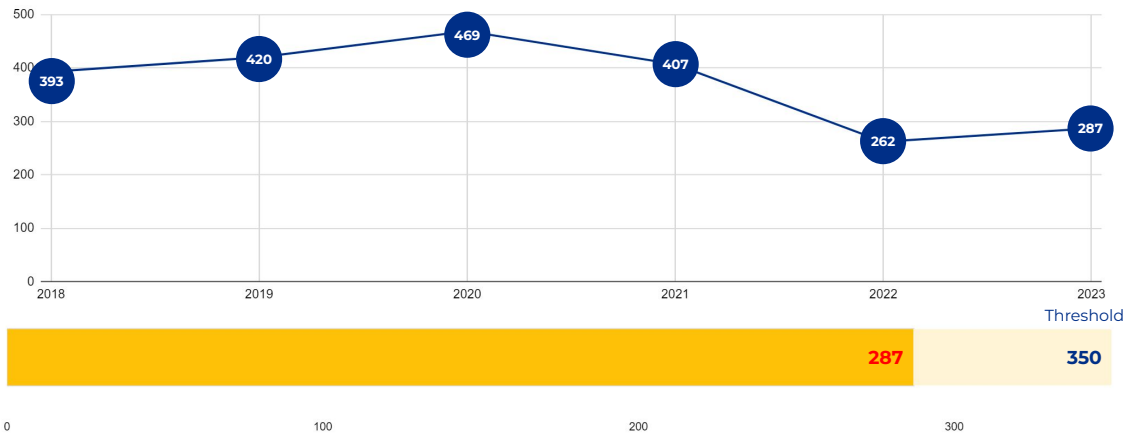
- Close this historically under-enrolled school to make more effective use of other facilities in the neighborhood.

PRIMARY CRITERIA #1: 2022-23 ENROLLMENT

2023 Enrollment
287

Campus Type
ES

Enrollment Threshold
350



	2018	2019	2020	2021	2022	2023
Total Enrollment:	393	420	469	407	262	287

PRIMARY CRITERIA #2: FACILITY COST PER PUPIL

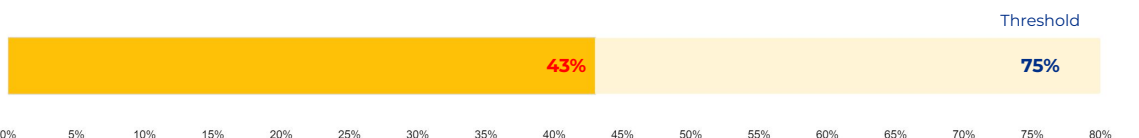
Cost Per Pupil
\$8,464



PRIMARY CRITERIA #3: 2022-23 FACILITY USE

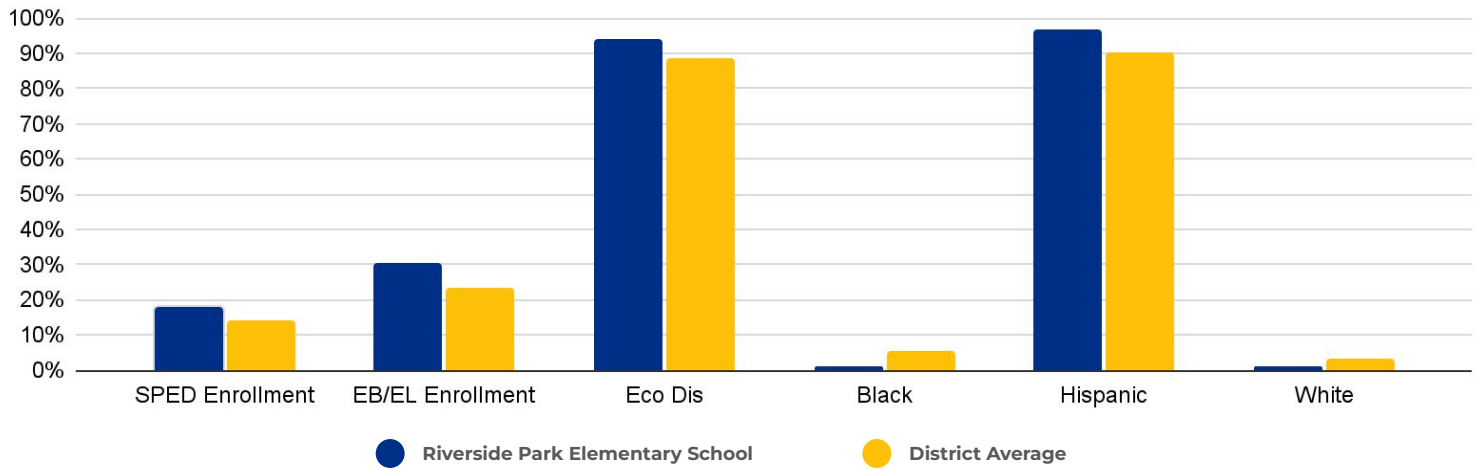
Functional Capacity
665

Facility Usage
43%

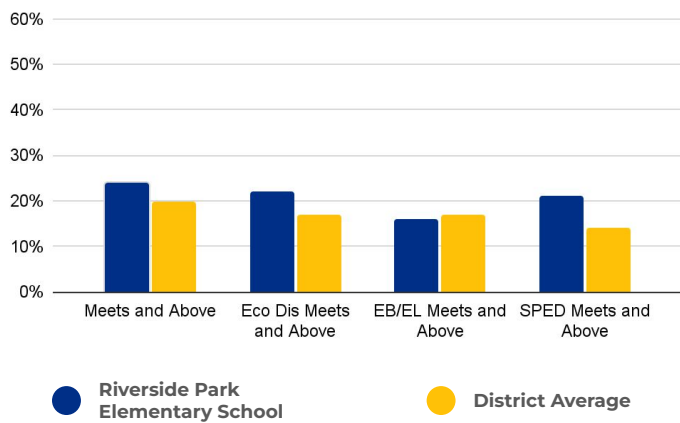


Riverside Park Elementary School

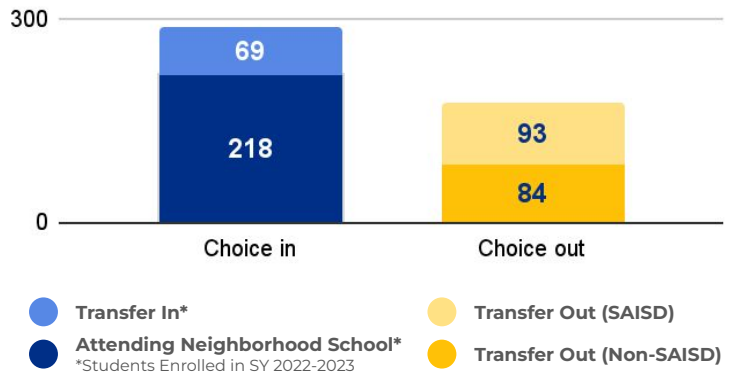
DEMOGRAPHICS



2022 ACADEMIC PERFORMANCE



2022-23 CHOICE IN / CHOICE OUT



BRIEF CRITERIA ANALYSIS

Riverside Park meets all three primary criteria. It has significantly low enrollment, it is significantly underused as a facility and it is above the median cost per pupil to operate. Enrollment has fallen by nearly 200 students since 2020. The number of families choosing other options is almost equal to the number of families enrolling in the school. The most suitable options in the region to accommodate Riverside Park students other than Japhet and Hillcrest, as JT Brackenridge Elementary, Highland Park, Knox, and Green are all impacted by other rightsizing decisions.

BENEFITS OF RIGHTSIZING

Rightsizing will lead to increased enrollment and additional resources. How those resources are used will be decided by the school's principal, staff and Campus Advisory Council. Rightsizing decisions will lead to early childhood services in every elementary school, fewer split grade levels or teaching assignments, more courses or full-time specialty teachers (art, music, AVID, etc), increased staff collaboration, additional student services (mental health, social work, academic intervention, etc), more robust dual language programs, greater access to extracurriculars, and increases to campus budgets for positions like library services, Family and Community Engagement Specialists, and instructional coaches.

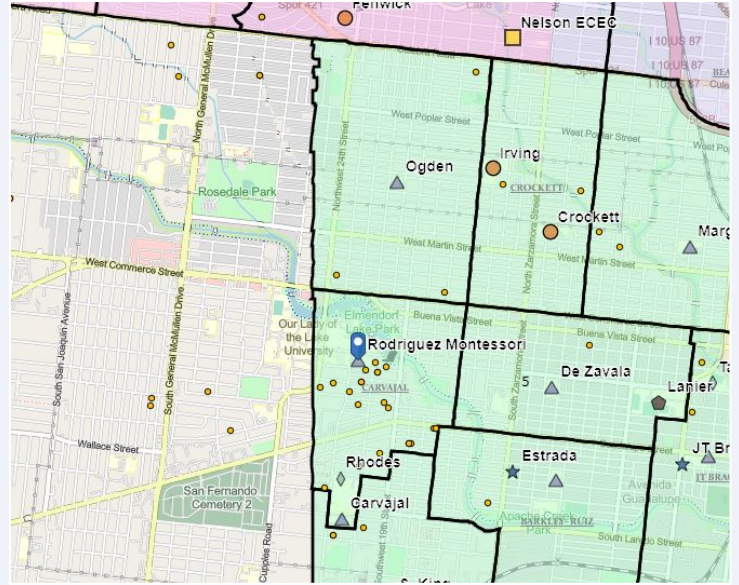
With the move of students from Riverside Park to Japhet and Hillcrest, more students and families will gain access to:

- Full-time music and art teachers;
- Head start programming services and resources;
- Enhanced special education programming;
- Program continuity and more robust dual language programming; and
- Increases to campus budgets for positions like library services, family engagement, and instruction.

Rodriguez Montessori Elementary School

SCHOOL OVERVIEW

Location:	3626 W Cesar E Chavez Blvd San Antonio, TX 78207
Grades:	PK-3
Enrollment:	168
Poverty Index:	N/A
Trustee/SMD:	Torres - District 5
HS Feeder Pattern:	Lanier
Recommendation:	<ul style="list-style-type: none"> No rightsizing-related actions make a significant impact on this school.



PRIMARY CRITERIA #1: 2022-23 ENROLLMENT

2023 Enrollment
168

Campus Type
ES

Enrollment Threshold
350



	2018	2019	2020	2021	2022	2023
Total Enrollment:	0	0	0	117	134	168

PRIMARY CRITERIA #2: FACILITY COST PER PUPIL

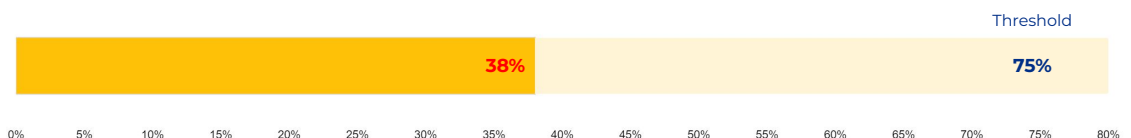
Cost Per Pupil
\$10,974



PRIMARY CRITERIA #3: 2022-23 FACILITY USE

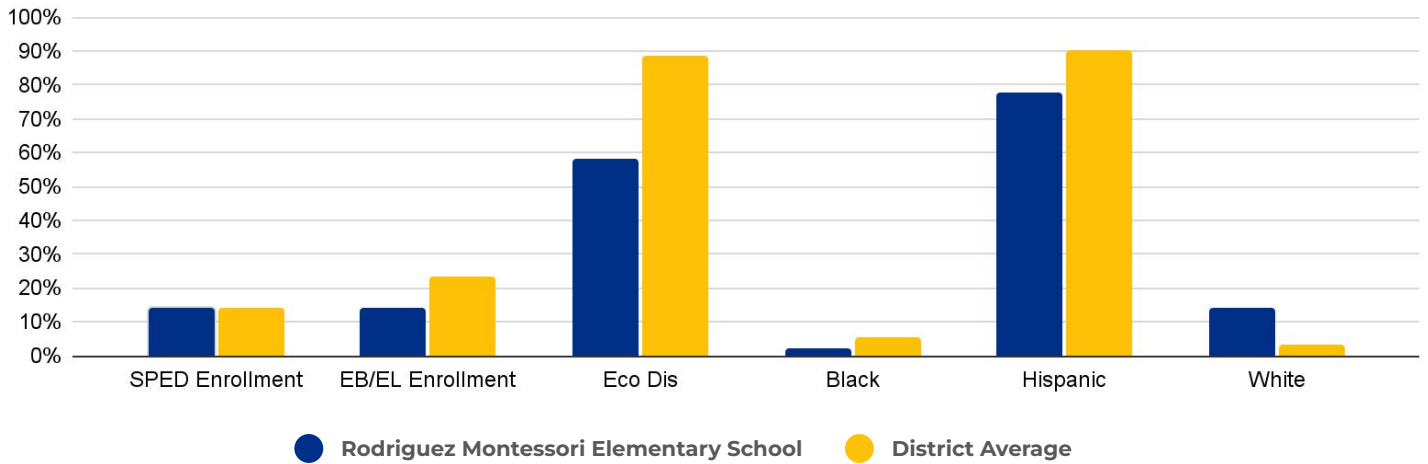
Functional Capacity
447

Facility Usage
38%

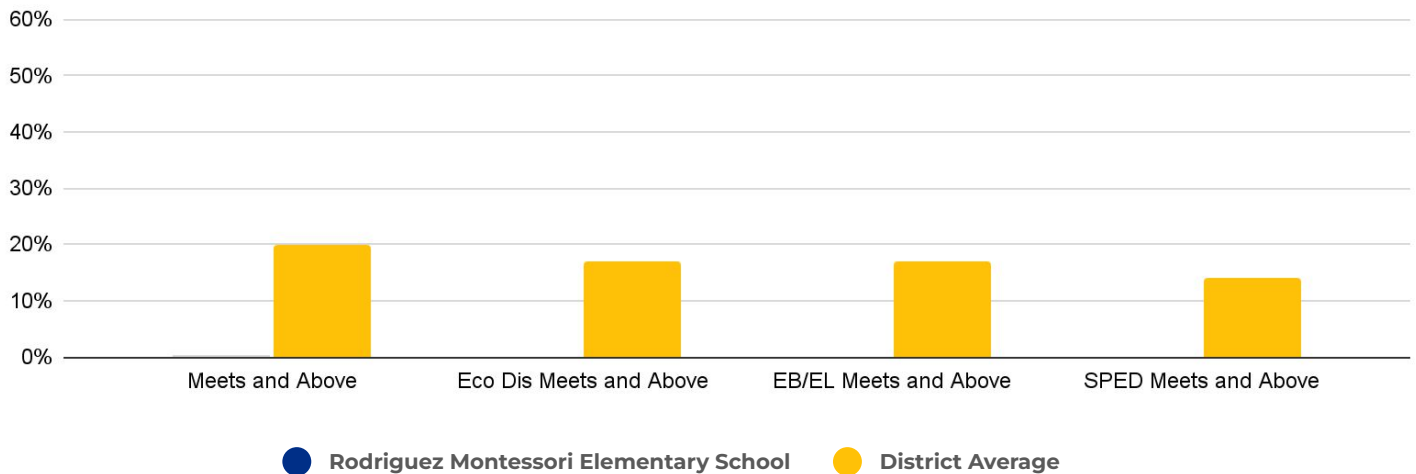


Rodriguez Montessori Elementary School

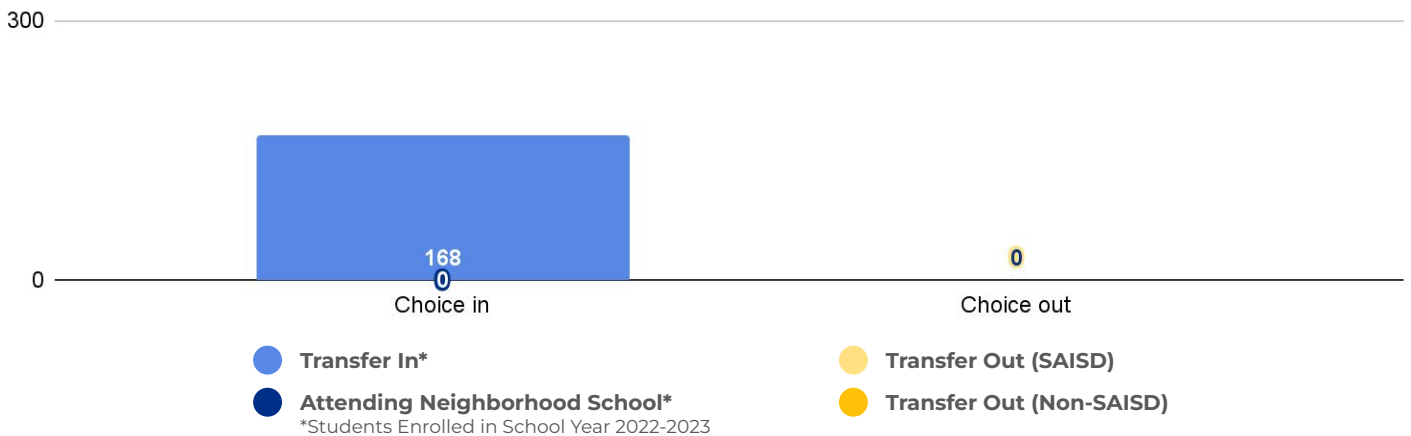
DEMOGRAPHICS



2022 ACADEMIC PERFORMANCE



2022-23 CHOICE IN / CHOICE OUT



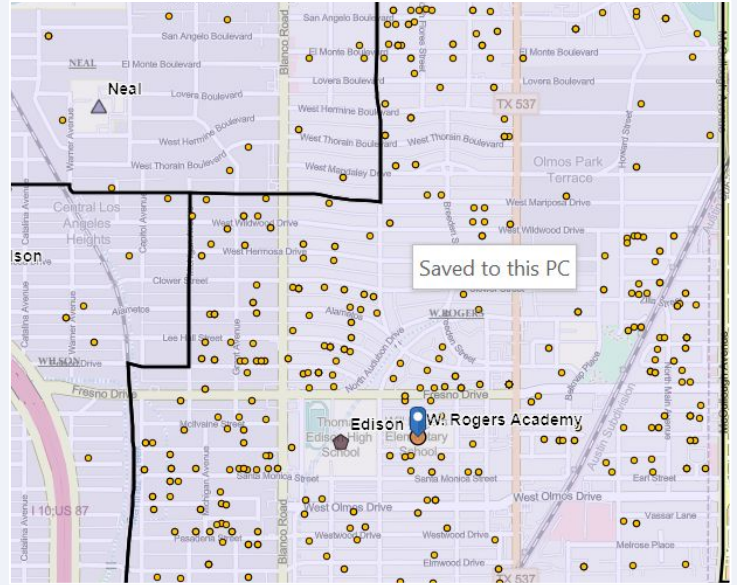
BRIEF CRITERIA ANALYSIS

Rodriguez Montessori is a relatively new program that has not yet grown into its grade configuration. The school is the only Montessori option on the West side of SAISD.

Rogers Academy

SCHOOL OVERVIEW

Location:	620 McIlvaine San Antonio, TX 78212
Grades:	PK-8
Enrollment:	696
Poverty Index:	31%
Trustee/SMD:	Martinez - District 6
HS Feeder Pattern:	Edison
Recommendation:	<ul style="list-style-type: none"> No rightsizing-related actions make a significant impact on this school.

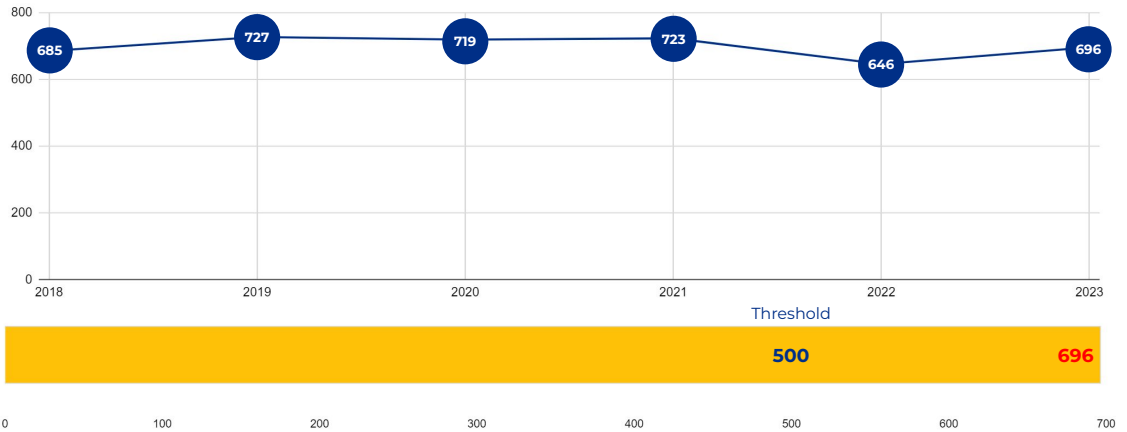


PRIMARY CRITERIA #1: 2022-23 ENROLLMENT

2023 Enrollment
696

Campus Type
Academy

Enrollment Threshold
500



	2018	2019	2020	2021	2022	2023
Total Enrollment:	685	727	719	723	646	696

PRIMARY CRITERIA #2: FACILITY COST PER PUPIL

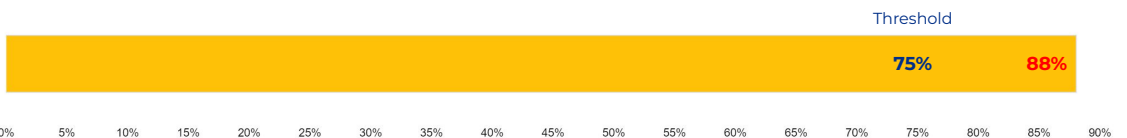
Cost Per Pupil
\$6,798



PRIMARY CRITERIA #3: 2022-23 FACILITY USE

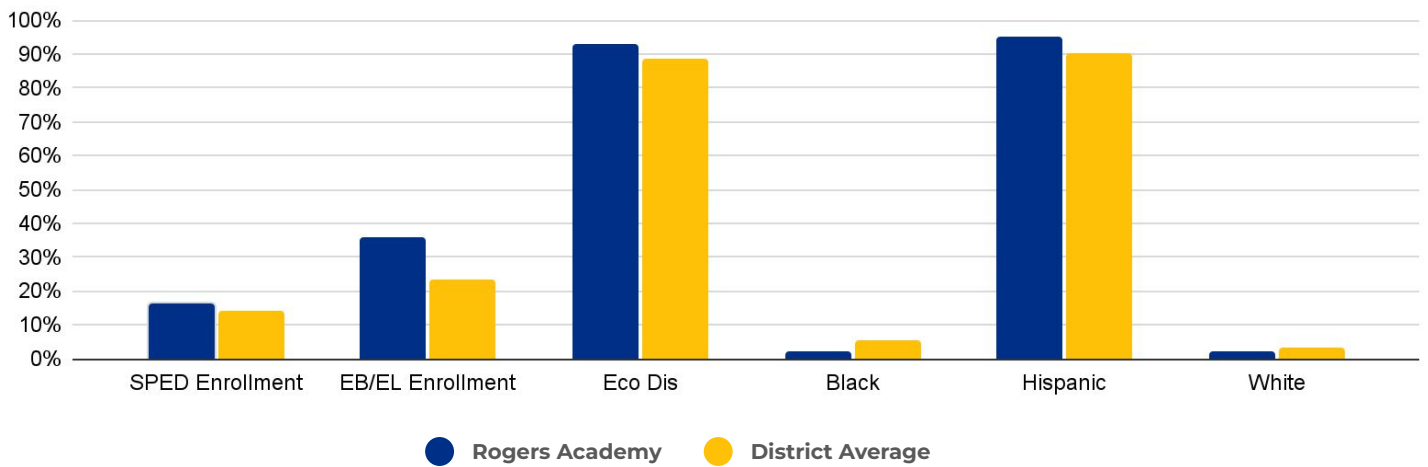
Functional Capacity
789

Facility Usage
88%

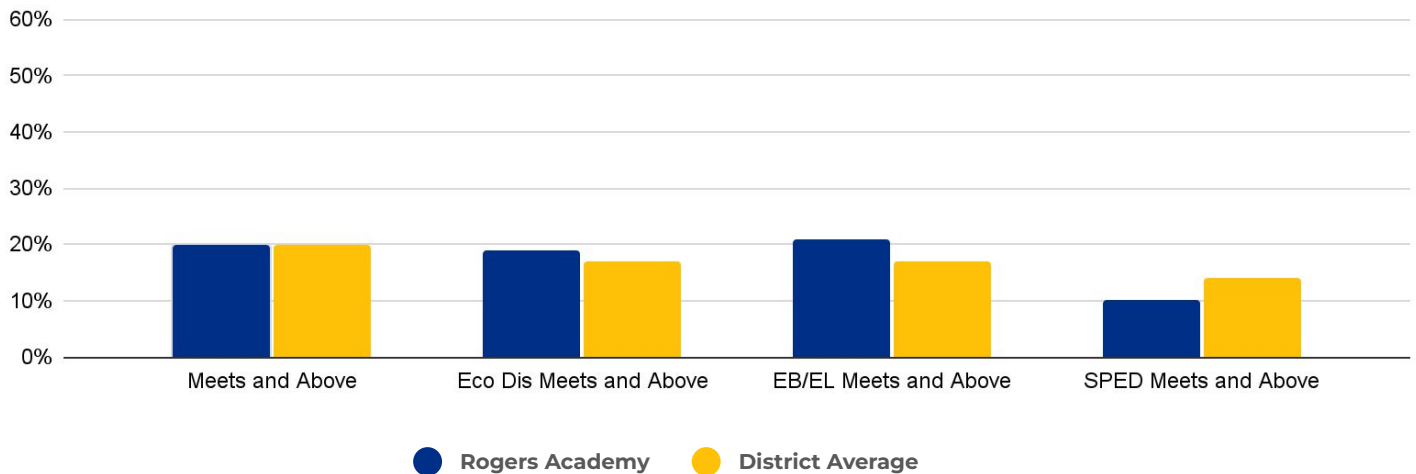


Rogers Academy

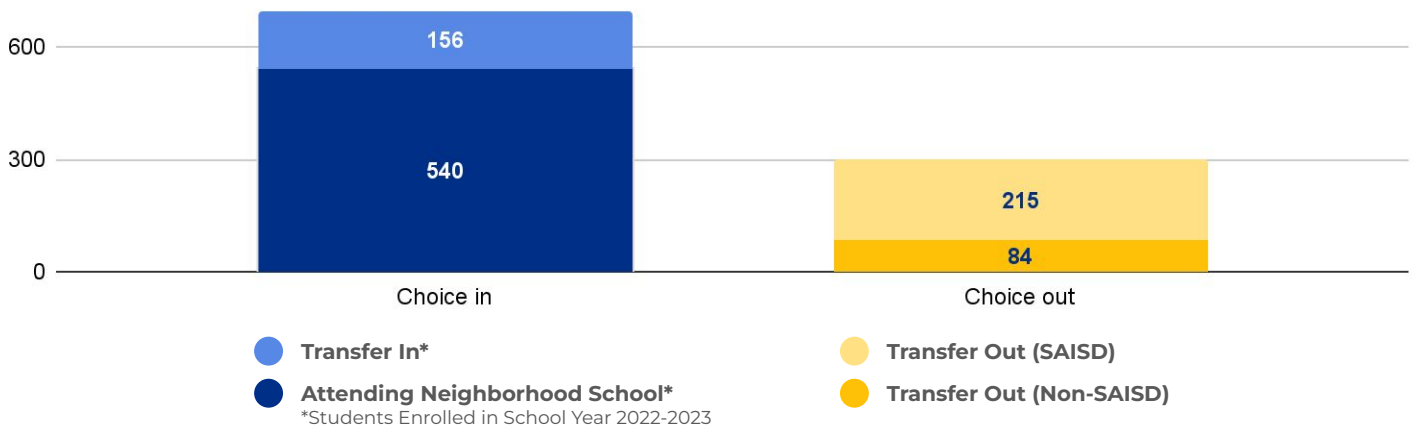
DEMOGRAPHICS



2022 ACADEMIC PERFORMANCE



2022-23 CHOICE IN / CHOICE OUT



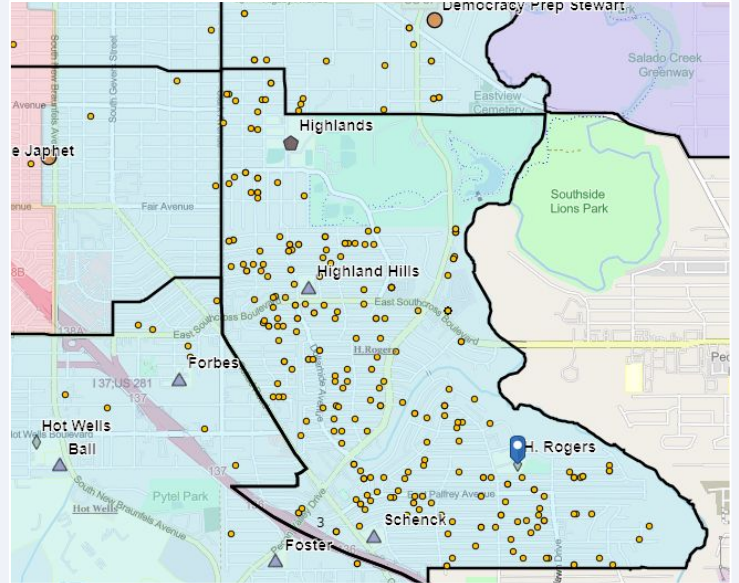
BRIEF CRITERIA ANALYSIS

Rogers Academy does not meet any of the primary rightsizing criteria.

Rogers Middle School

SCHOOL OVERVIEW

Location:	314 Galway St San Antonio, TX 78223
Grades:	6-8
Enrollment:	362
Poverty Index:	39%
Trustee/SMD:	Ozuna - District 3
HS Feeder Pattern:	Highlands



Recommendation:

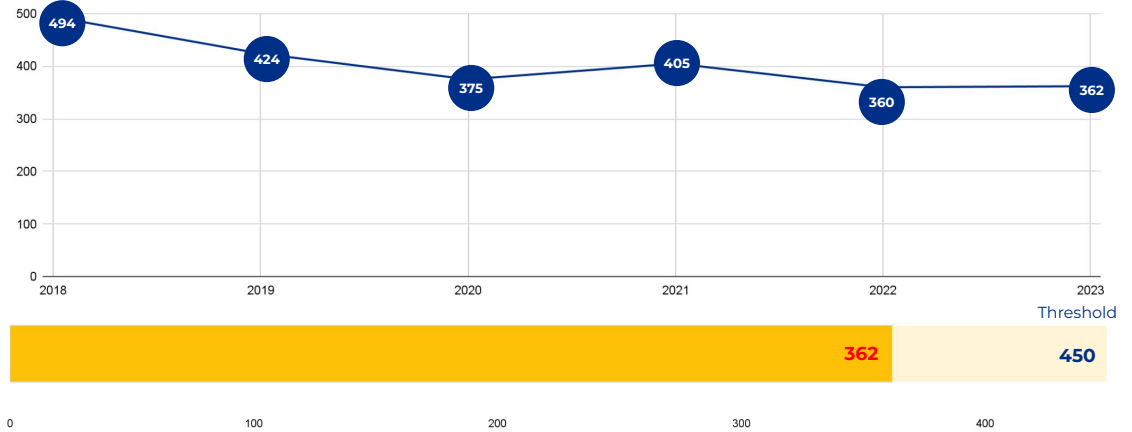
- Rogers MS is currently transitioning to a College Prep middle school. No rightsizing decisions make a significant impact on this school.

PRIMARY CRITERIA #1: 2022-23 ENROLLMENT

2023 Enrollment
362

Campus Type
MS

Enrollment Threshold
450



	2018	2019	2020	2021	2022	2023
Total Enrollment:	494	424	375	405	360	362

PRIMARY CRITERIA #2: FACILITY COST PER PUPIL

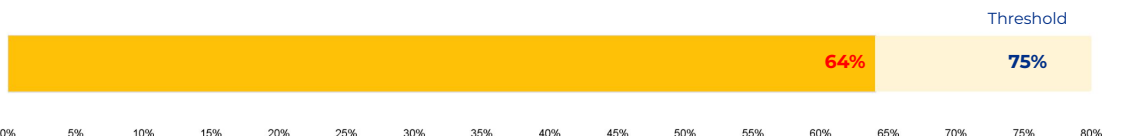
Cost Per Pupil
\$9,344



PRIMARY CRITERIA #3: 2022-23 FACILITY USE

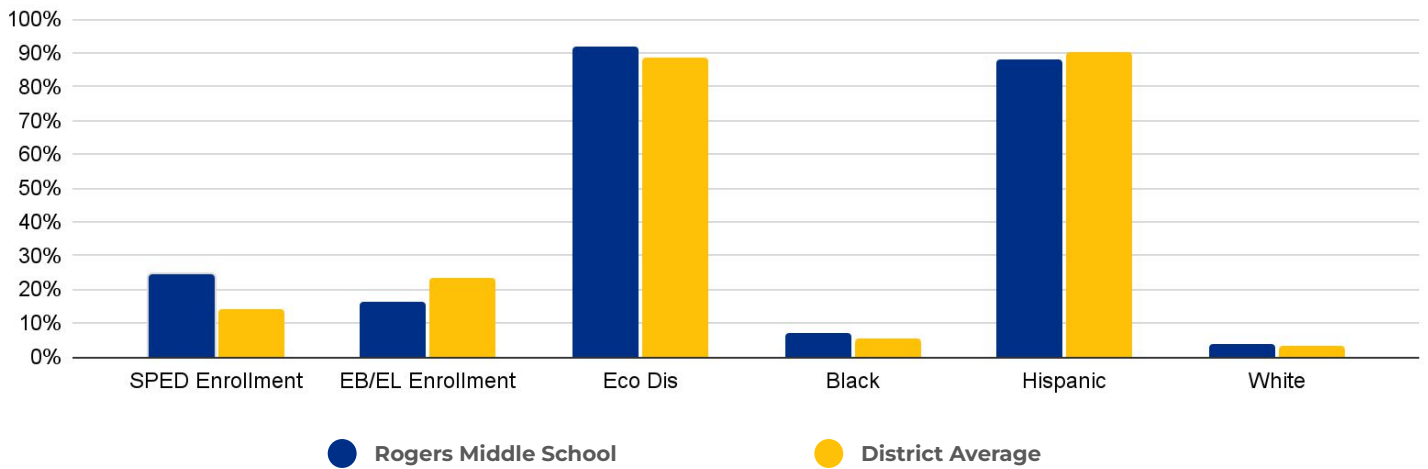
Functional Capacity
570

Facility Usage
64%

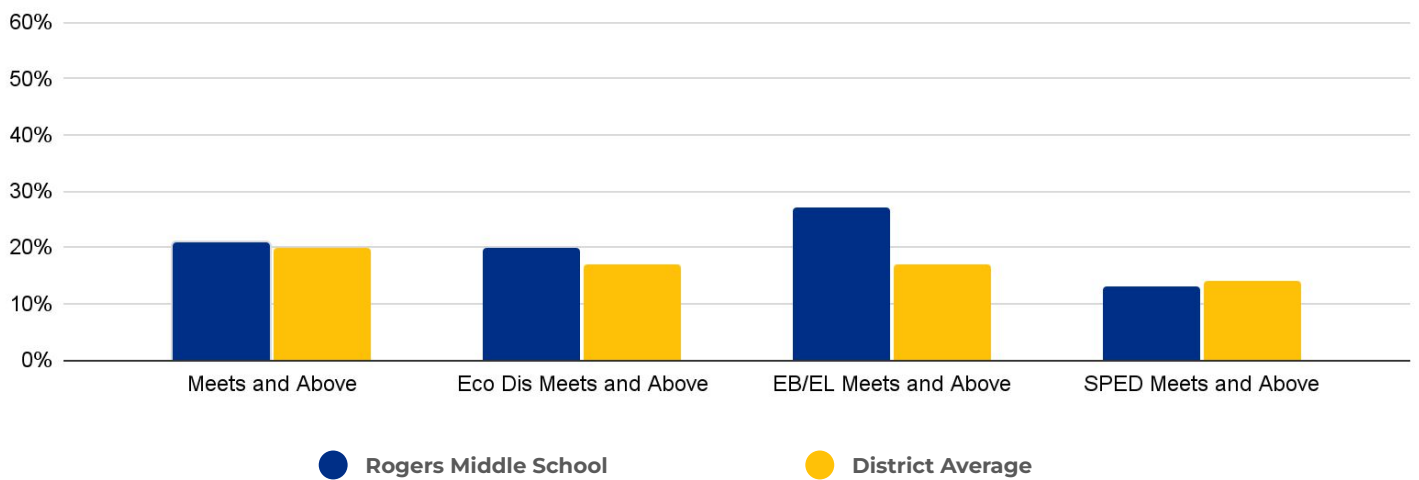


Rogers Middle School

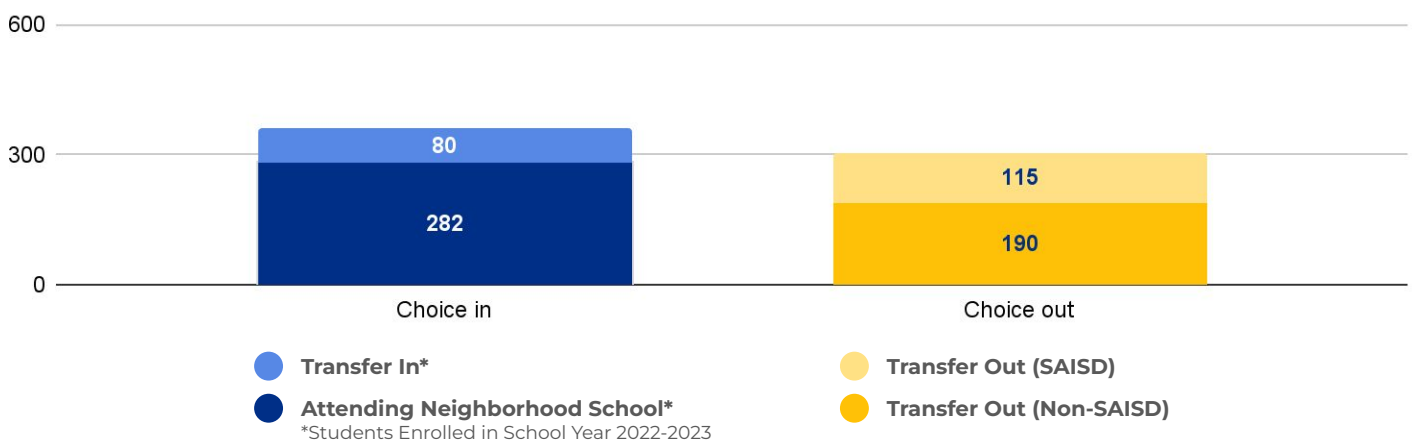
DEMOGRAPHICS



2022 ACADEMIC PERFORMANCE



2022-23 CHOICE IN / CHOICE OUT



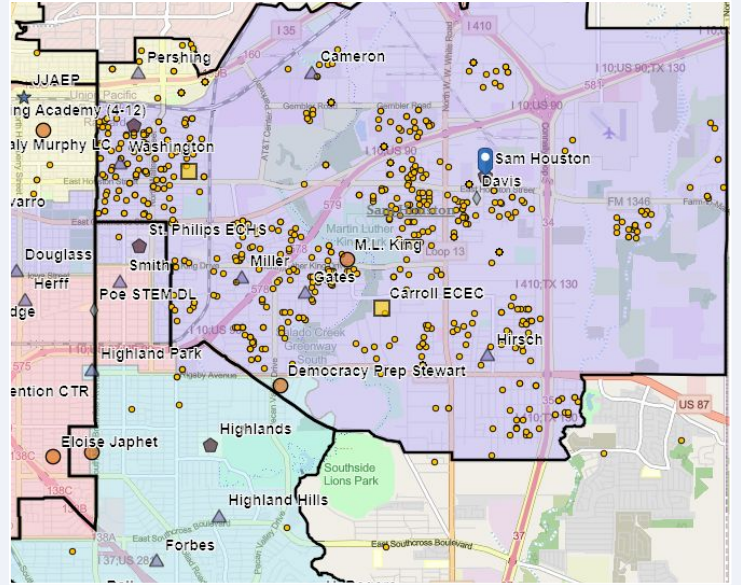
BRIEF CRITERIA ANALYSIS

Rogers MS is on the Southeastern edge of SAISD and is located near other campuses that are receiving students (Schenck, Highland Hills). Rogers was not considered for rightsizing decisions in part to allow the school to fully transition to its College Prep model.

Sam Houston High School

SCHOOL OVERVIEW

Location:	4635 E Houston St San Antonio, TX 78220
Grades:	9-12
Enrollment:	865
Poverty Index:	66%
Trustee/SMD:	Sebastian - District 2
HS Feeder Pattern:	Sam Houston



Recommendation:

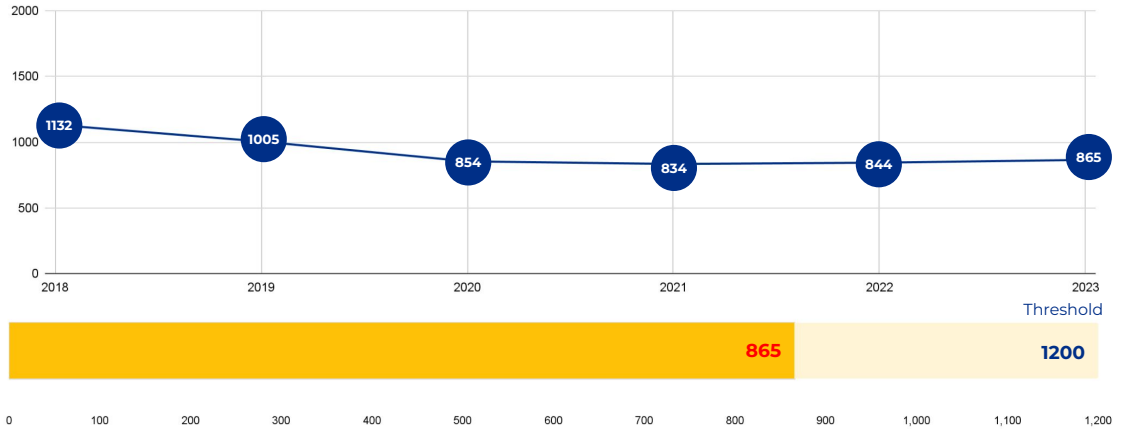
- Sam Houston is a comprehensive high school. Therefore, no rightsizing-related actions make an immediate impact on this school.

PRIMARY CRITERIA #1: 2022-23 ENROLLMENT

2023 Enrollment
865

Campus Type
HS

Enrollment Threshold
1,200



	2018	2019	2020	2021	2022	2023
Total Enrollment:	1132	1005	854	834	844	865

PRIMARY CRITERIA #2: FACILITY COST PER PUPIL

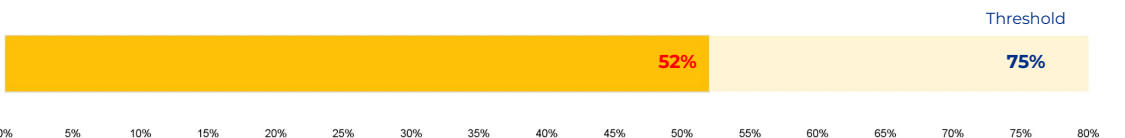
Cost Per Pupil
\$10,644



PRIMARY CRITERIA #3: 2022-23 FACILITY USE

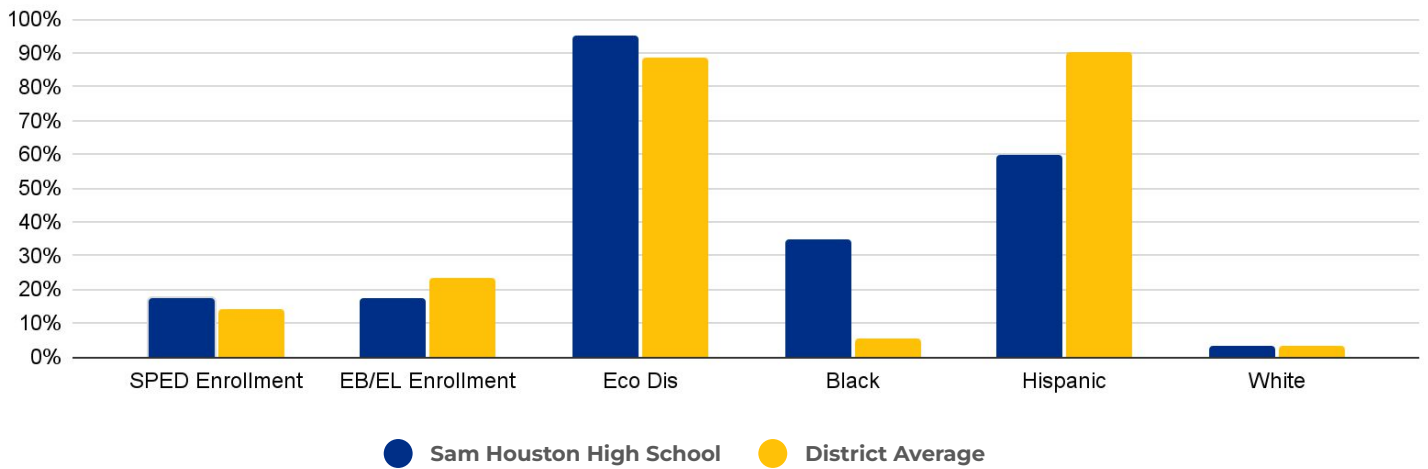
Functional Capacity
1,649

Facility Usage
52%

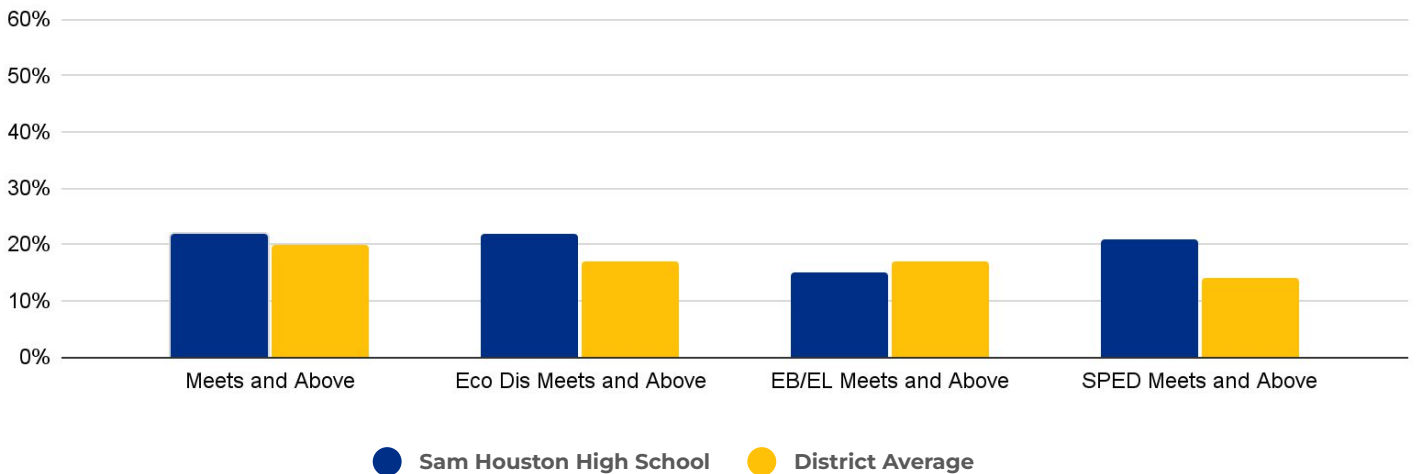


Sam Houston High School

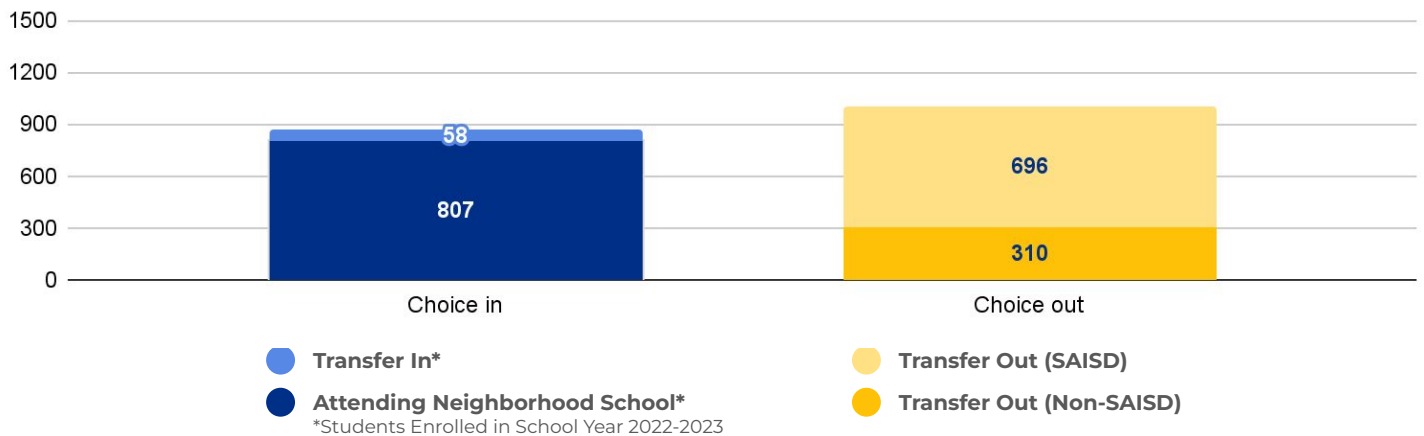
DEMOGRAPHICS



2022 ACADEMIC PERFORMANCE



2022-23 CHOICE IN / CHOICE OUT



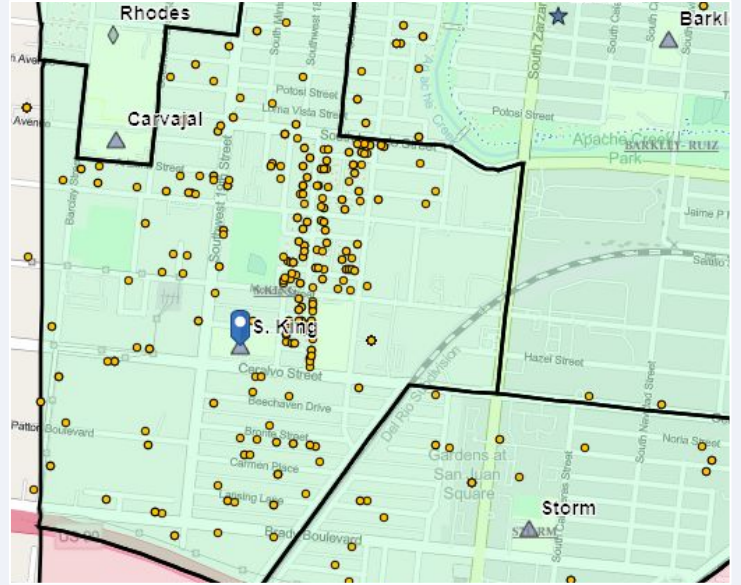
BRIEF CRITERIA ANALYSIS

As a comprehensive high school, Sam Houston was not considered for rightsizing decisions.

Sarah King Elementary School

SCHOOL OVERVIEW

Location:	1001 Ceralvo St San Antonio, TX 78207
Grades:	Head Start, K-5
Enrollment:	564
Poverty Index:	78%
Trustee/SMD:	Torres - District 5
HS Feeder Pattern:	Lanier



Recommendation:

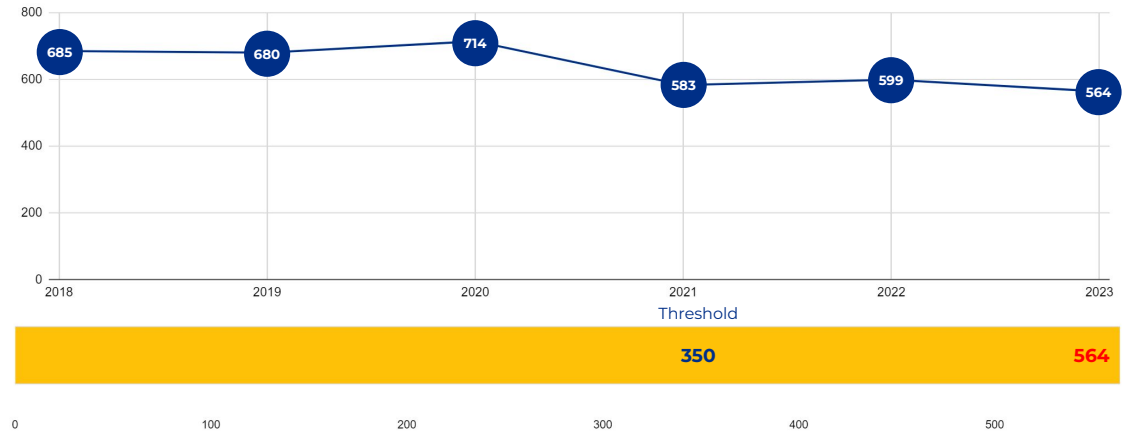
- Receive students from a closing elementary school (Storm) to make fuller use of a neighborhood facility.

PRIMARY CRITERIA #1: 2022-23 ENROLLMENT

2023 Enrollment
564

Campus Type
ES

Enrollment Threshold
350



	2018	2019	2020	2021	2022	2023
Total Enrollment:	685	680	714	583	599	564

PRIMARY CRITERIA #2: FACILITY COST PER PUPIL

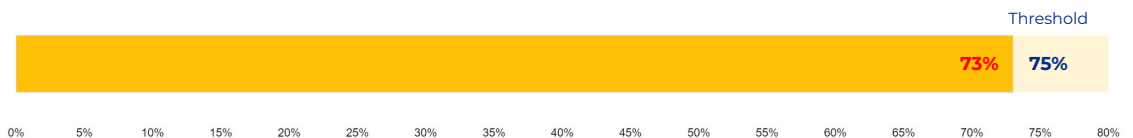
Cost Per Pupil
\$6,863



PRIMARY CRITERIA #3: 2022-23 FACILITY USE

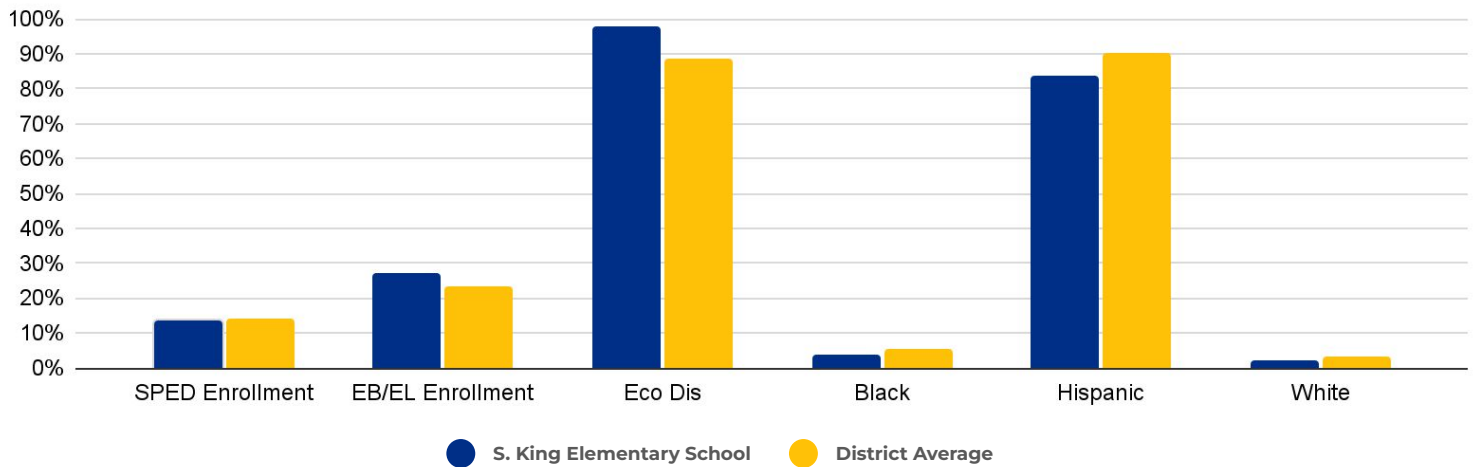
Functional Capacity
771

Facility Usage
73%

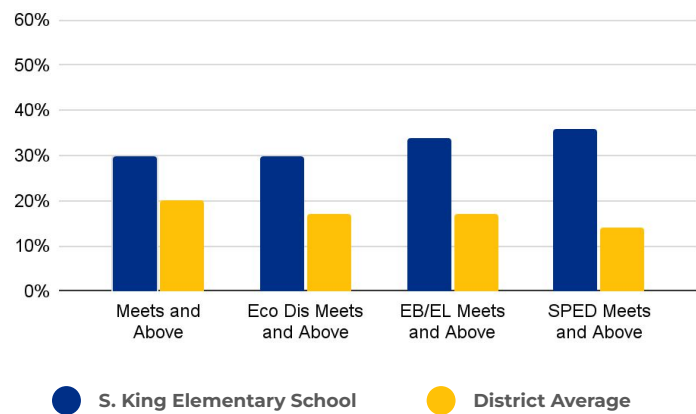


Sarah King Elementary School

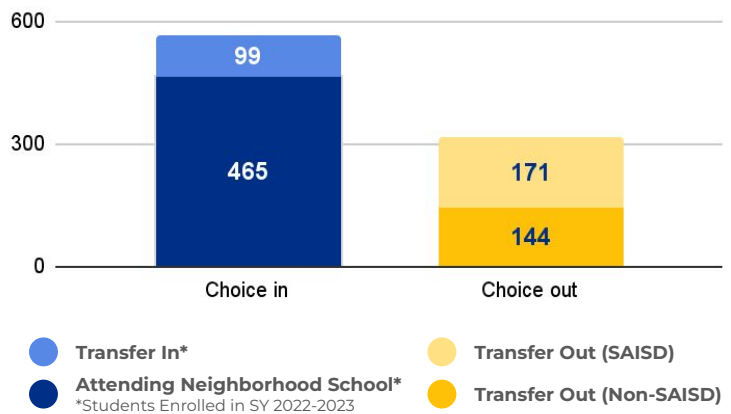
DEMOGRAPHICS



2022 ACADEMIC PERFORMANCE



2022-23 CHOICE IN / CHOICE OUT



BRIEF CRITERIA ANALYSIS

Sarah King has a higher enrollment than Storm, and families are also choosing to attend Sarah King at a higher rate than they are choosing Storm. By receiving students from Storm, Sarah King will become a well-enrolled elementary school. In addition, Sarah King was fully replaced as a part of the 2010 bond, and is a better facility. It is projected there will be 658 students at Sarah King in 2024.

BENEFITS OF RIGHTSIZING

Rightsizing will lead to increased enrollment and additional resources. How those resources are used will be decided by the school's principal, staff and Campus Advisory Council. Rightsizing decisions will lead to early childhood services in every elementary school, fewer split grade levels or teaching assignments, more courses or full-time specialty teachers (art, music, AVID, etc), increased staff collaboration, additional student services (mental health, social work, academic intervention, etc), more robust dual language programs, greater access to extracurriculars, and increases to campus budgets for positions like library services, Family and Community Engagement Specialists, and instructional coaches.

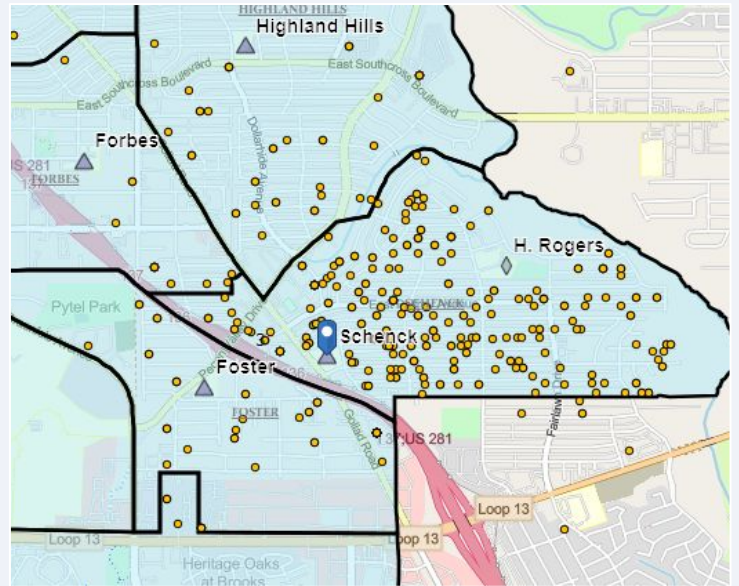
With Sarah King receiving students from Storm, more students and families will gain access to:

- Full-time elementary art and music teachers;
- On-campus ESCE self-contained and ALE instruction for students needing specialized programming;
- A more robust and sustainable dual language program with highly qualified bilingual teachers and without grade level splits.

Schenck Elementary School

SCHOOL OVERVIEW

Location:	101 Kate Schenck Ave San Antonio, TX 78223
Grades:	Head Start, PK-5
Enrollment:	543
Poverty Index:	28%
Trustee/SMD:	Ozuna - District 3
HS Feeder Pattern:	Highlands



Recommendation:

- Receive students from closing elementary school (Foster) to make more effective use of a neighborhood facility. Due to Bond 2020 renovations, this recommendation will take effect for the 2025-2026 school year.

PRIMARY CRITERIA #1: 2022-23 ENROLLMENT

2023 Enrollment

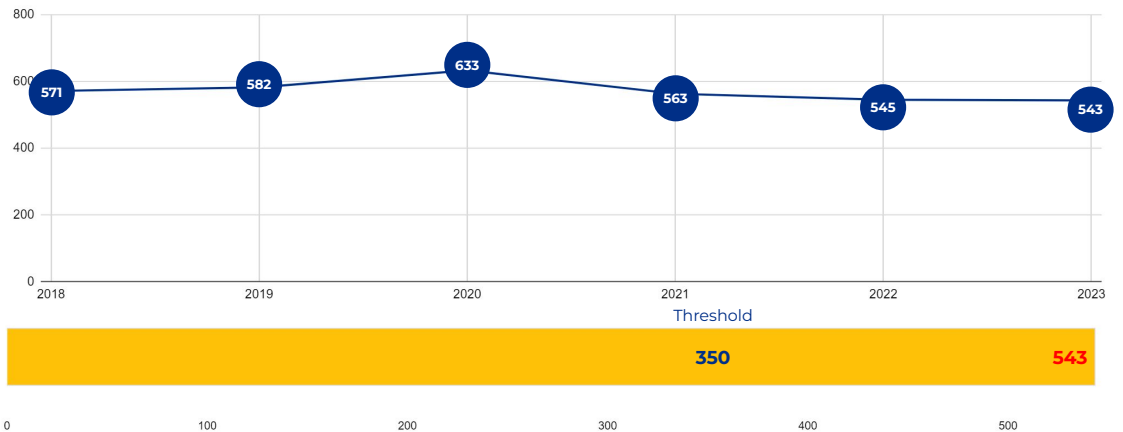
543

Campus Type

ES

Enrollment Threshold

350



	2018	2019	2020	2021	2022	2023
Total Enrollment:	571	582	633	563	545	543

PRIMARY CRITERIA #2: FACILITY COST PER PUPIL

Cost Per Pupil

\$7,396



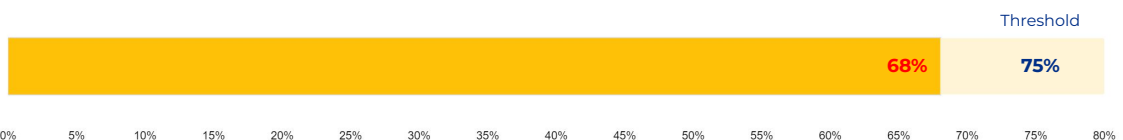
PRIMARY CRITERIA #3: 2022-23 FACILITY USE

Functional Capacity

796

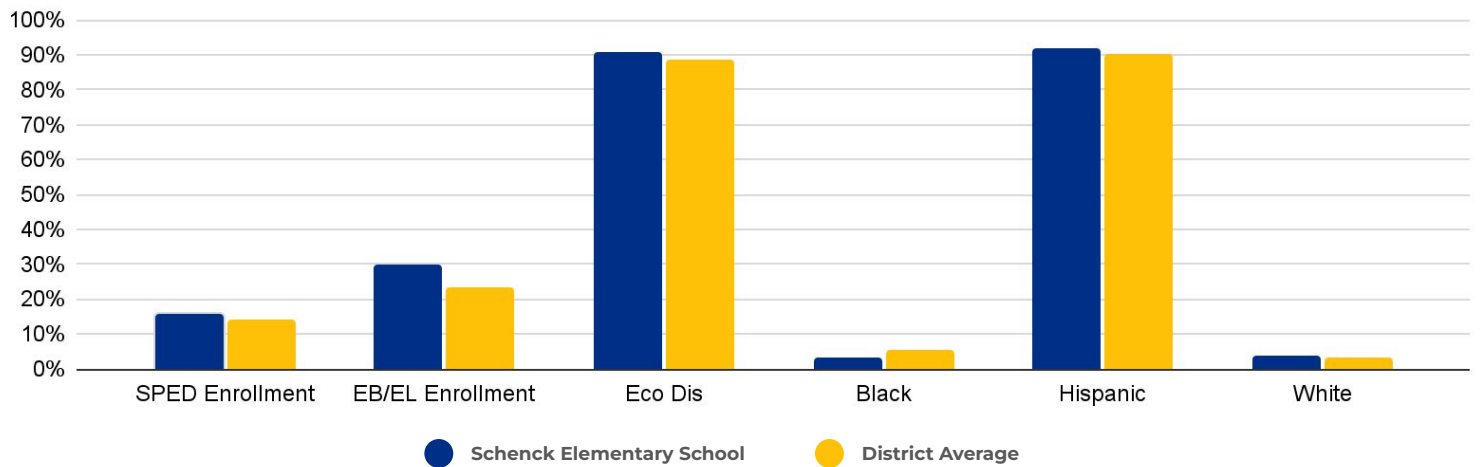
Facility Usage

68%

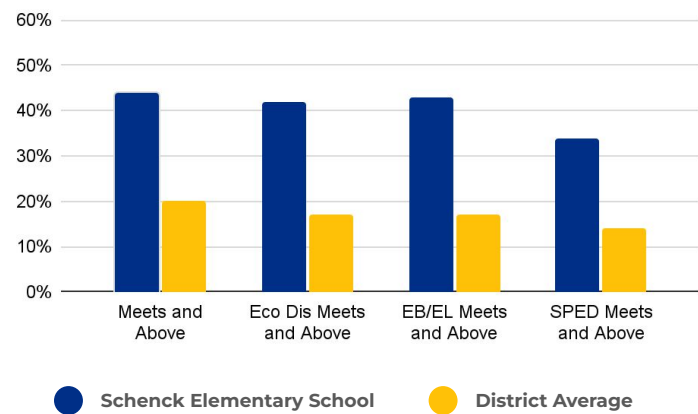


Schenck Elementary School

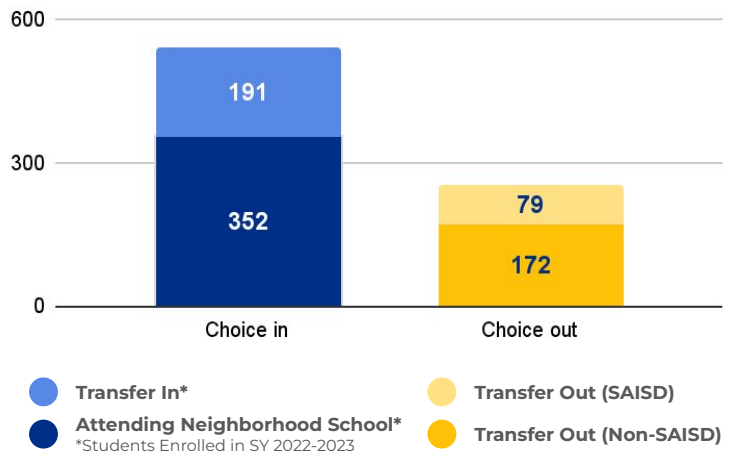
DEMOGRAPHICS



2022 ACADEMIC PERFORMANCE



2022-23 CHOICE IN / CHOICE OUT



BRIEF CRITERIA ANALYSIS

Foster will be co-locating with Schenck in grades PK-02 for 2024-25 while construction is completed at the Schenck campus. Once renovations are complete, Foster will be deactivated and send 274 students to Schenck as soon as 2025-26. As a result, it is projected that in 2025, there will be 792 students at Schenck.

BENEFITS OF RIGHTSIZING

Rightsizing will lead to increased enrollment and additional resources. How those resources are used will be decided by the school's principal, staff and Campus Advisory Council. Rightsizing decisions will lead to early childhood services in every elementary school, fewer split grade levels or teaching assignments, more courses or full-time specialty teachers (art, music, AVID, etc), increased staff collaboration, additional student services (mental health, social work, academic intervention, etc), more robust dual language programs, greater access to extracurriculars, and increases to campus budgets for positions like library services, Family and Community Engagement Specialists, and instructional coaches.

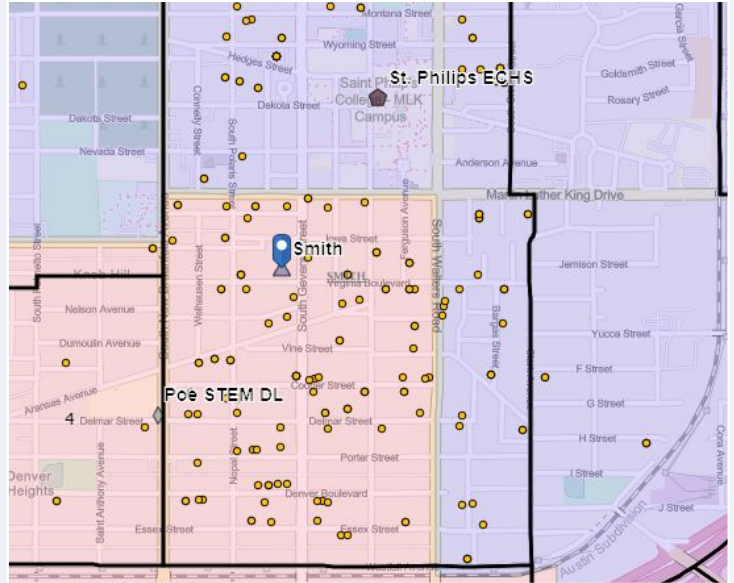
With Schenck receiving students from Foster, more students and families will gain access to:

- On-campus ESCE self-contained instruction;
- Full-time music and art teachers in addition to part-time music and art teachers; and
- An additional Communities in Schools (CIS) site coordinator.

Smith Elementary School

SCHOOL OVERVIEW

Location:	823 S Gevers St San Antonio, TX 78203
Grades:	PK-5
Enrollment:	254
Poverty Index:	72%
Trustee/SMD:	Valdez - District 4
HS Feeder Pattern:	Highlands
Recommendation:	<ul style="list-style-type: none"> Receive students from a closing elementary school (Miller) to make fuller use of a neighborhood facility.

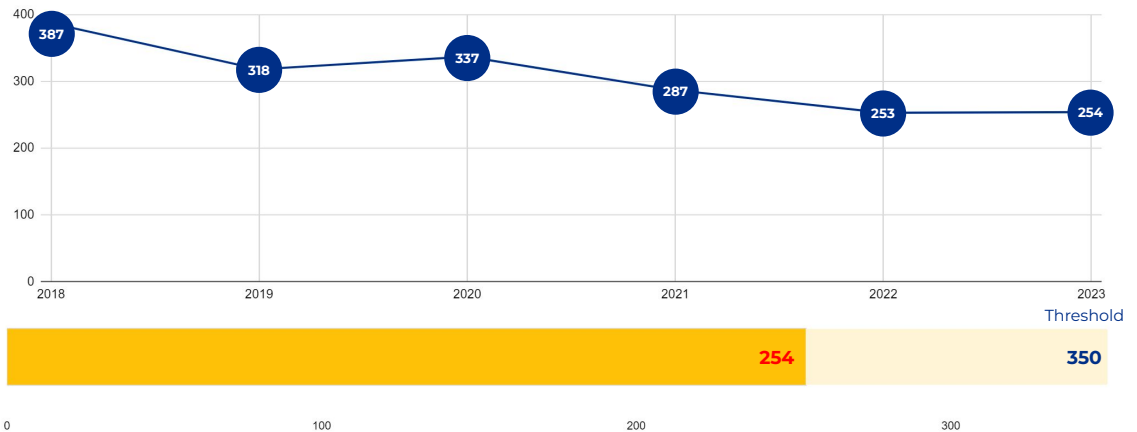


PRIMARY CRITERIA #1: 2022-23 ENROLLMENT

2023 Enrollment
254

Campus Type
ES

Enrollment Threshold
350



	2018	2019	2020	2021	2022	2023
Total Enrollment:	387	318	337	287	253	254

PRIMARY CRITERIA #2: FACILITY COST PER PUPIL

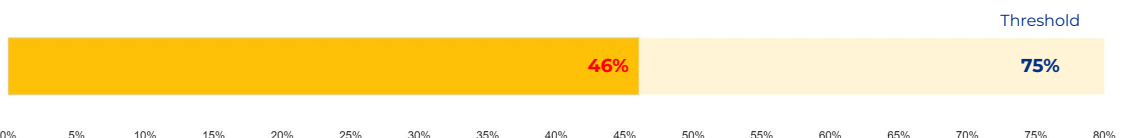
Cost Per Pupil
\$9,620



PRIMARY CRITERIA #3: 2022-23 FACILITY USE

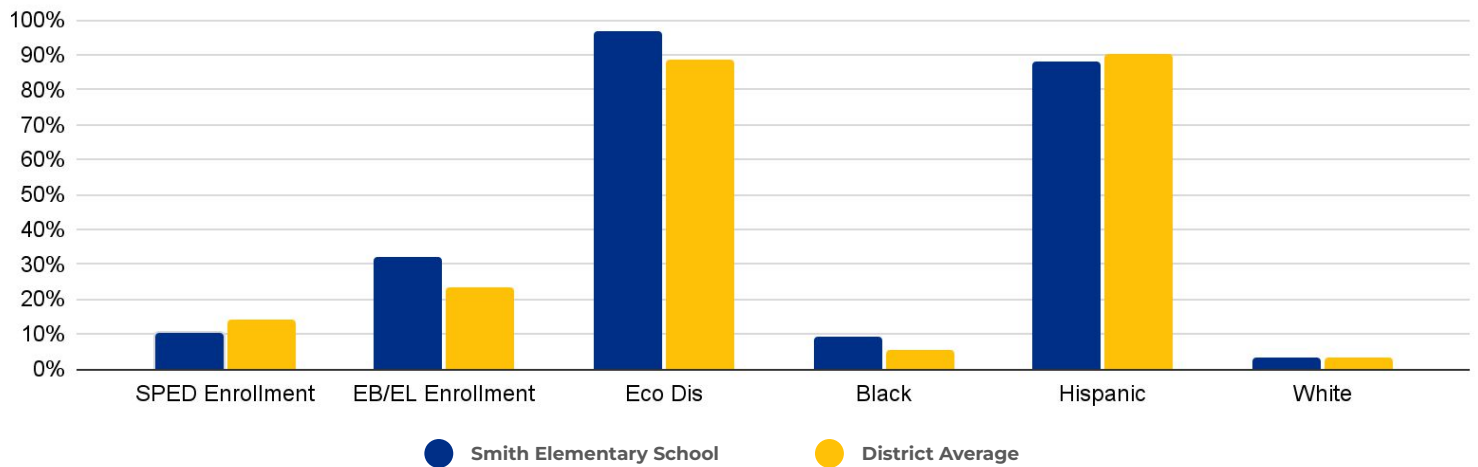
Functional Capacity
553

Facility Usage
46%

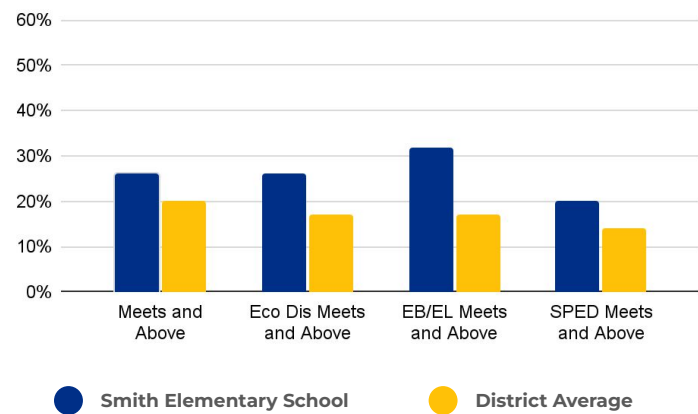


Smith Elementary School

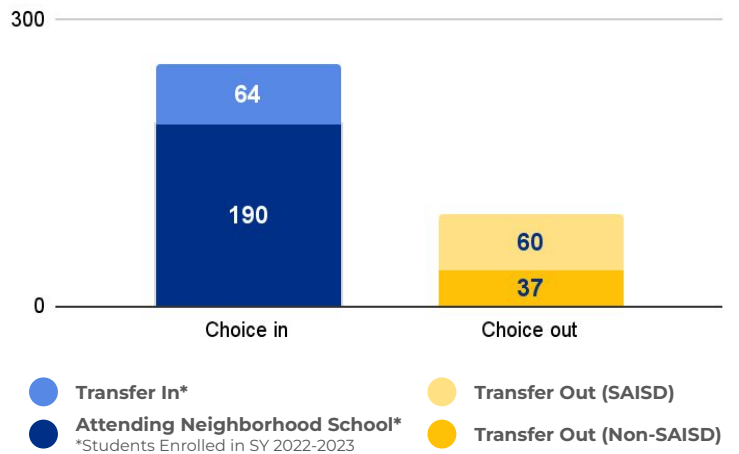
DEMOGRAPHICS



2022 ACADEMIC PERFORMANCE



2022-23 CHOICE IN / CHOICE OUT



BRIEF CRITERIA ANALYSIS

While Smith meets all three primary criteria, it has a higher quality facility than the smaller Miller.

BENEFITS OF RIGHTSIZING

Rightsizing will lead to increased enrollment and additional resources. How those resources are used will be decided by the school’s principal, staff and Campus Advisory Council. Rightsizing decisions will lead to early childhood services in every elementary school, fewer split grade levels or teaching assignments, more courses or full-time specialty teachers (art, music, AVID, etc), increased staff collaboration, additional student services (mental health, social work, academic intervention, etc), more robust dual language programs, greater access to extracurriculars, and increases to campus budgets for positions like library services, Family and Community Engagement Specialists, and instructional coaches.

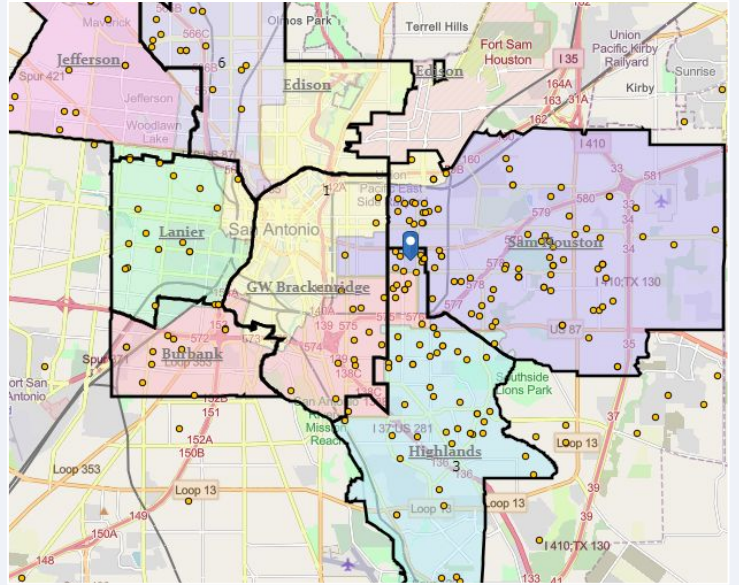
With Smith receiving students from Miller, more students and families will gain access to:

- On-campus ESCE self-contained instruction;
- A full-time Communities in Schools (CIS) site coordinator; and
- A more sustainable dual language program, with bilingual instruction from experienced educators.

St. Philip's Early College High School

SCHOOL OVERVIEW

Location:	1801 Martin Luther King Dr San Antonio, TX 78203
Grades:	9-12
Enrollment:	285
Poverty Index:	45%
Trustee/SMD:	Sebastian - District 2
HS Feeder Pattern:	Highlands



Recommendation:

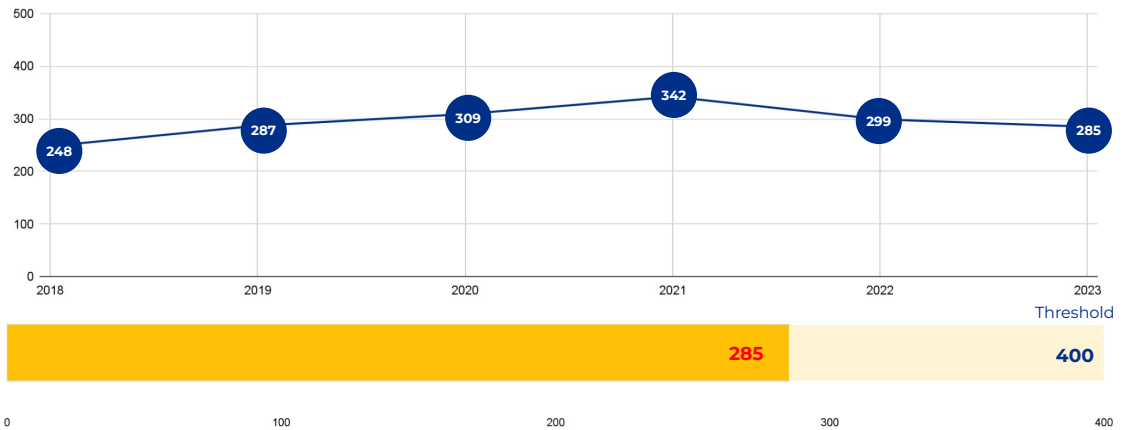
- St. Philip's ECHS is a specialty high school. No rightsizing-related actions make an immediate impact on this school.

PRIMARY CRITERIA #1: 2022-23 ENROLLMENT

2023 Enrollment
285

Campus Type
Specialty HS

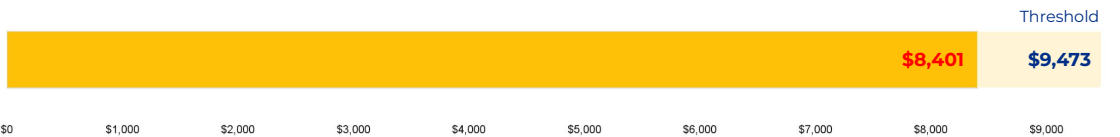
Enrollment Threshold
400



	2018	2019	2020	2021	2022	2023
Total Enrollment:	248	287	309	342	299	285

PRIMARY CRITERIA #2: FACILITY COST PER PUPIL

Cost Per Pupil
\$8,401



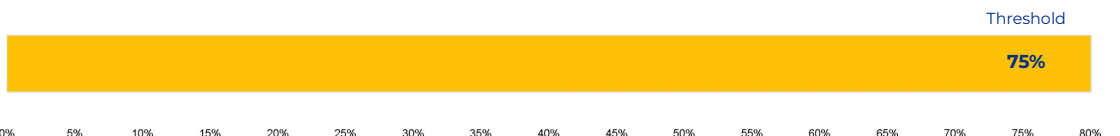
PRIMARY CRITERIA #3: 2022-23 FACILITY USE

Functional Capacity

—

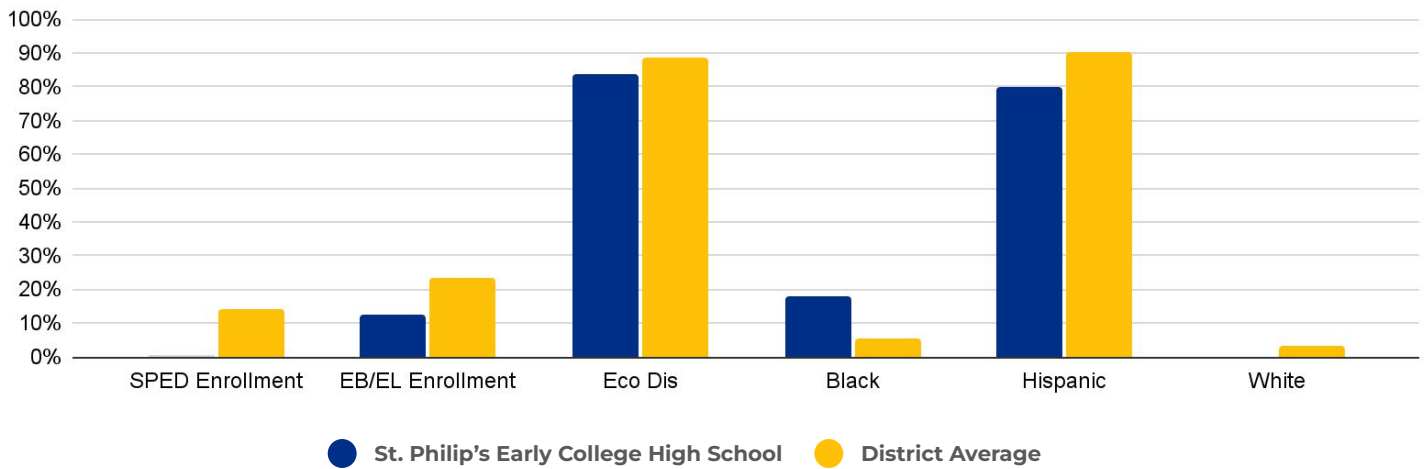
Facility Usage

—

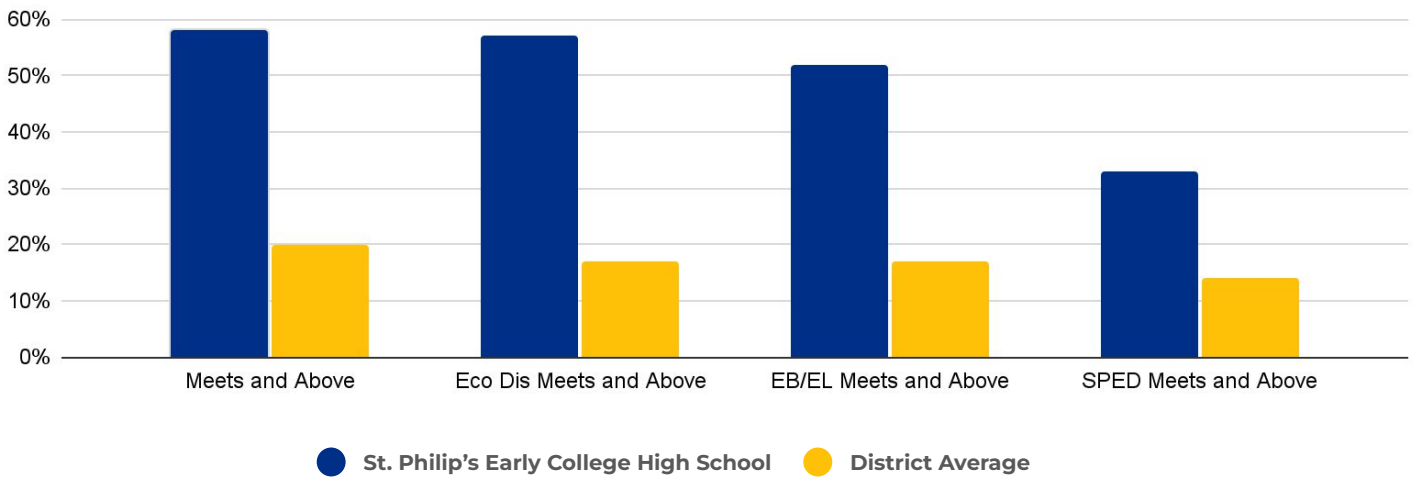


St. Philip's Early College High School

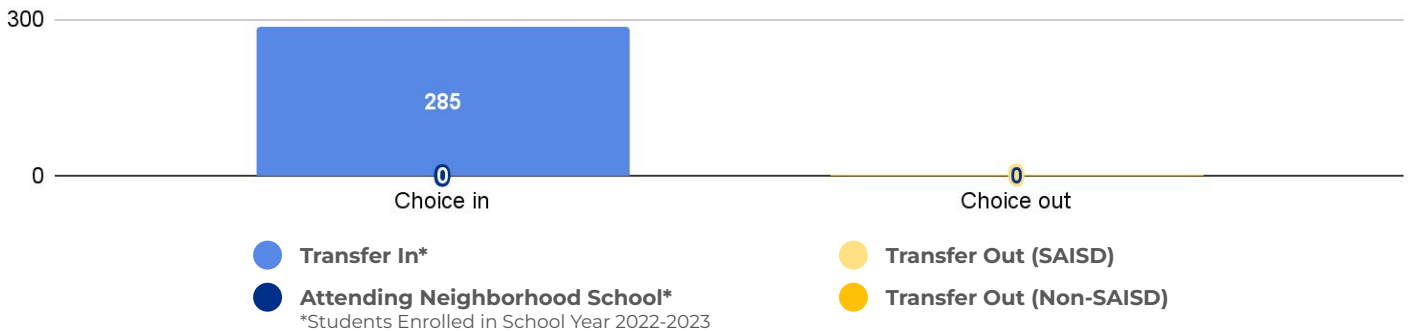
DEMOGRAPHICS



2022 ACADEMIC PERFORMANCE



2022-23 CHOICE IN / CHOICE OUT



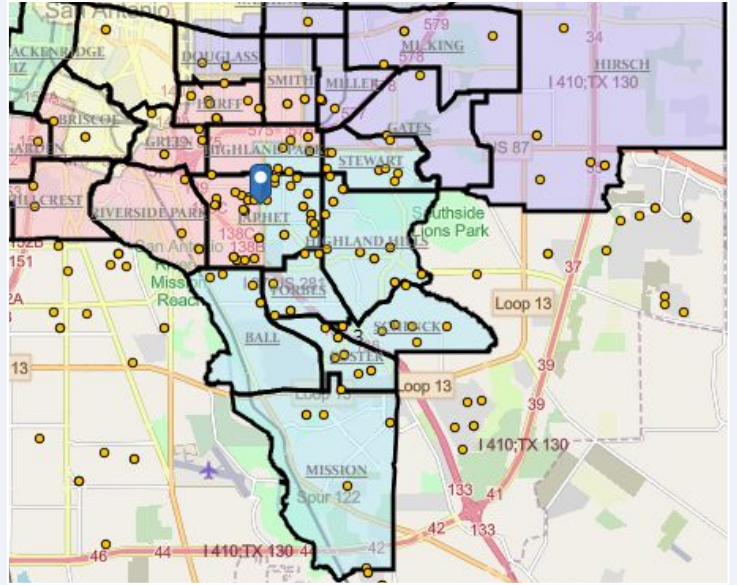
BRIEF CRITERIA ANALYSIS

St. Philip's Early College High School is located on the St. Philip's College campus. The school's unique programming and facility needs lead to no suitable sending or receiving school.

Steele Montessori Academy

SCHOOL OVERVIEW

Location:	722 Haggin St San Antonio, TX 78210
Grades:	PK-6
Enrollment:	328
Poverty Index:	32%
Trustee/SMD:	Ozuna - District 3
HS Feeder Pattern:	Highlands
Recommendation:	<ul style="list-style-type: none"> Relocate to Riverside Park, a larger facility, to accommodate families on the current waitlist.

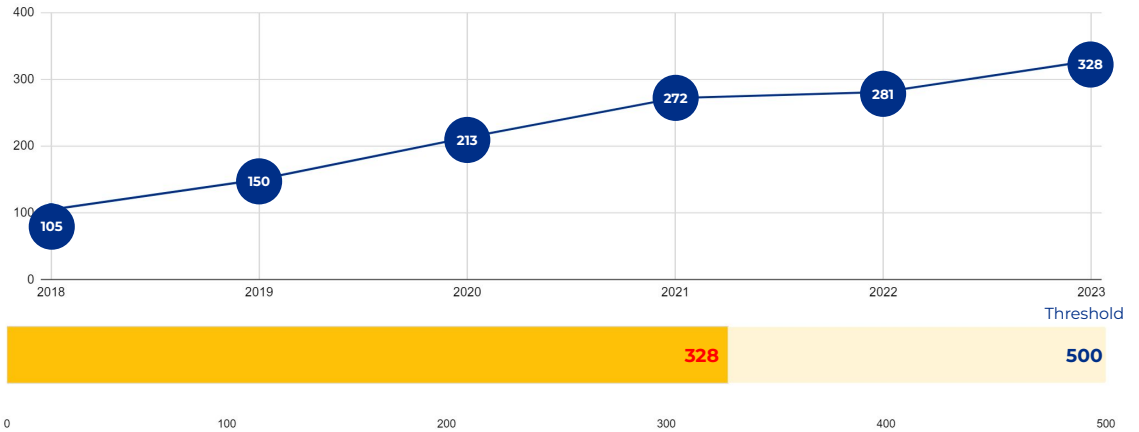


PRIMARY CRITERIA #1: 2022-23 ENROLLMENT

2023 Enrollment
328

Campus Type
Academy

Enrollment Threshold
500



	2018	2019	2020	2021	2022	2023
Total Enrollment:	105	150	213	272	281	328

PRIMARY CRITERIA #2: FACILITY COST PER PUPIL

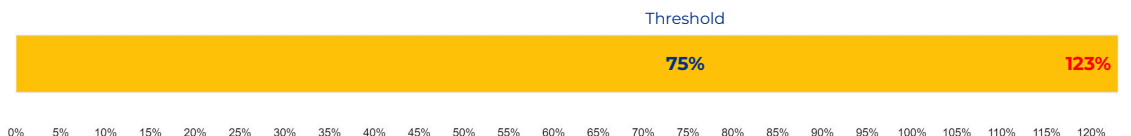
Cost Per Pupil
\$8,270



PRIMARY CRITERIA #3: 2022-23 FACILITY USE

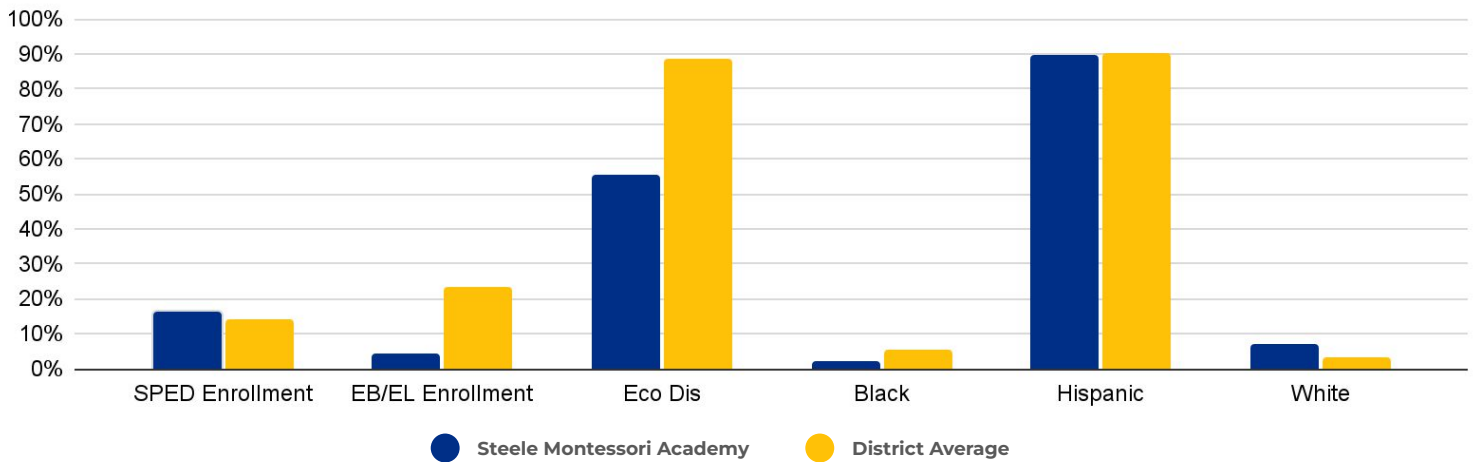
Functional Capacity
266

Facility Usage
123%

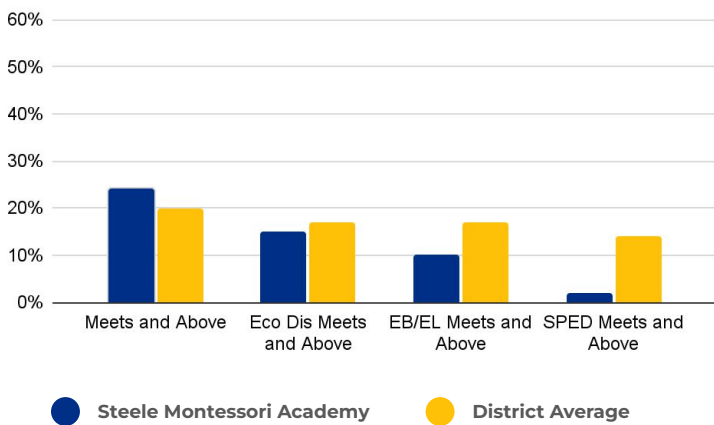


Steele Montessori Academy

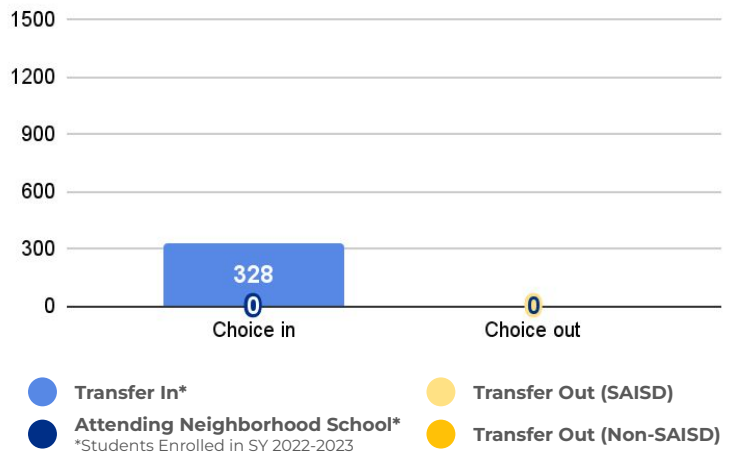
DEMOGRAPHICS



2022 ACADEMIC PERFORMANCE



2022-23 CHOICE IN / CHOICE OUT



BRIEF CRITERIA ANALYSIS

The structural issues at Steele, lack of a fully-functioning kitchen, and high enrollment demand make the campus a strong candidate for a new facility. Moving to Riverside Park will create more seats for one of SAISD's most in-demand elementary programs.

Riverside Park received major improvements in Bond 2010 and is in much better condition than the Steele facility.

BENEFITS OF RIGHTSIZING

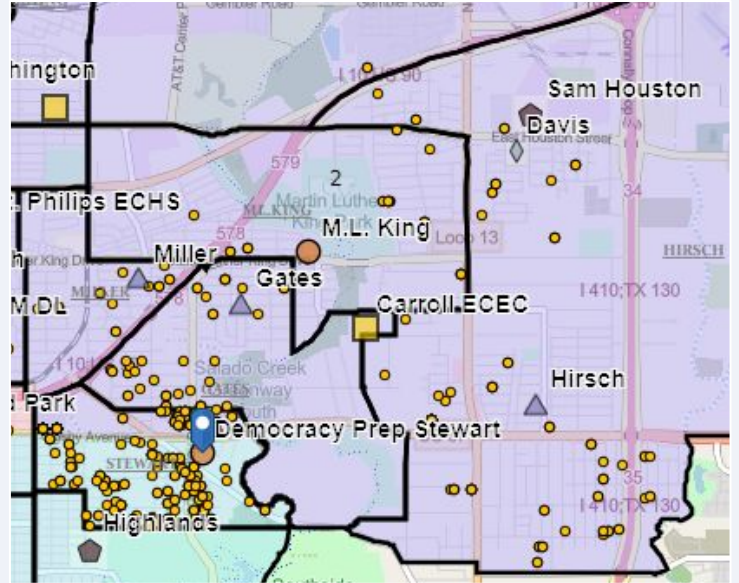
The benefits of Rightsizing are shaped by the principal, staff and the Campus Advisory Councils. Rightsizing will lead to early childhood services in every neighborhood elementary school, fewer split grade levels or teaching assignments, more course offerings or full-time specialty teachers (art, music, AVID, etc), more opportunities for staff and teacher collaboration, additional student services (mental health, social work, academic intervention, etc), more robust dual language programs, greater access to extracurricular activities, and increases to the campus budget for positions such as Library/Media Services or Family and Community Engagement Specialists, and Instructional Coaches.

At the Riverside Park location, Steele will be able to offer Montessori education services to more students, including students currently on the school's waiting list.

Stewart Academy

SCHOOL OVERVIEW

Location:	1950 Rigsby Ave San Antonio, TX 78210
Grades:	PK-8
Enrollment:	557
Poverty Index:63	32%
Trustee/SMD:	Ozuna - District 3
HS Feeder Pattern:	Sam Houston
Recommendation:	<ul style="list-style-type: none"> No rightsizing-related actions make a significant impact on this school.

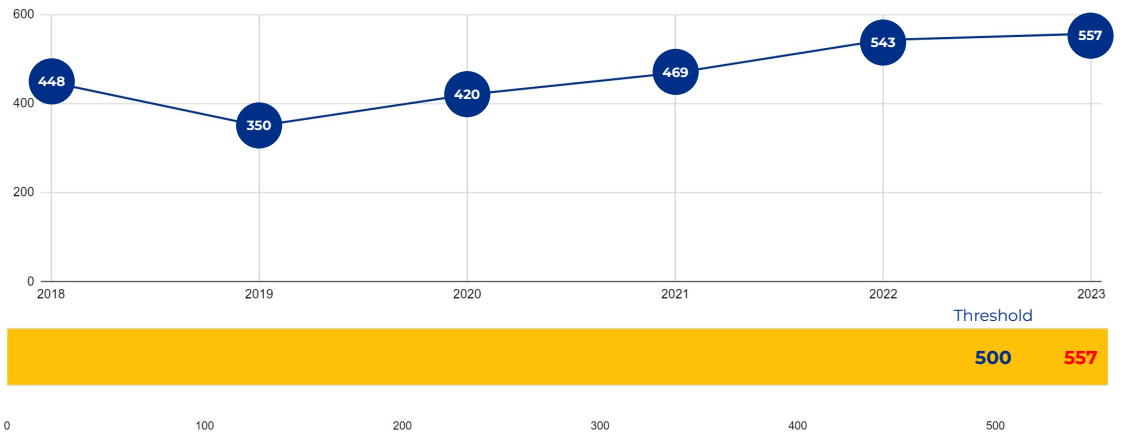


PRIMARY CRITERIA #1: 2022-23 ENROLLMENT

2023 Enrollment
557

Campus Type
Academy

Enrollment Threshold
500



	2018	2019	2020	2021	2022	2023
Total Enrollment:	448	350	420	469	543	557

PRIMARY CRITERIA #2: FACILITY COST PER PUPIL

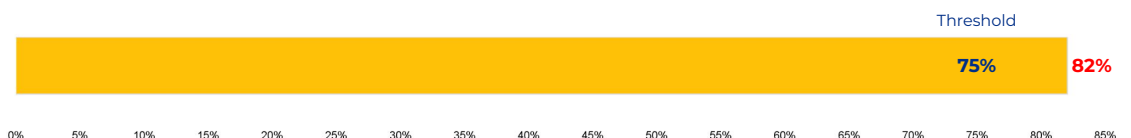
Cost Per Pupil
\$10,648



PRIMARY CRITERIA #3: 2022-23 FACILITY USE

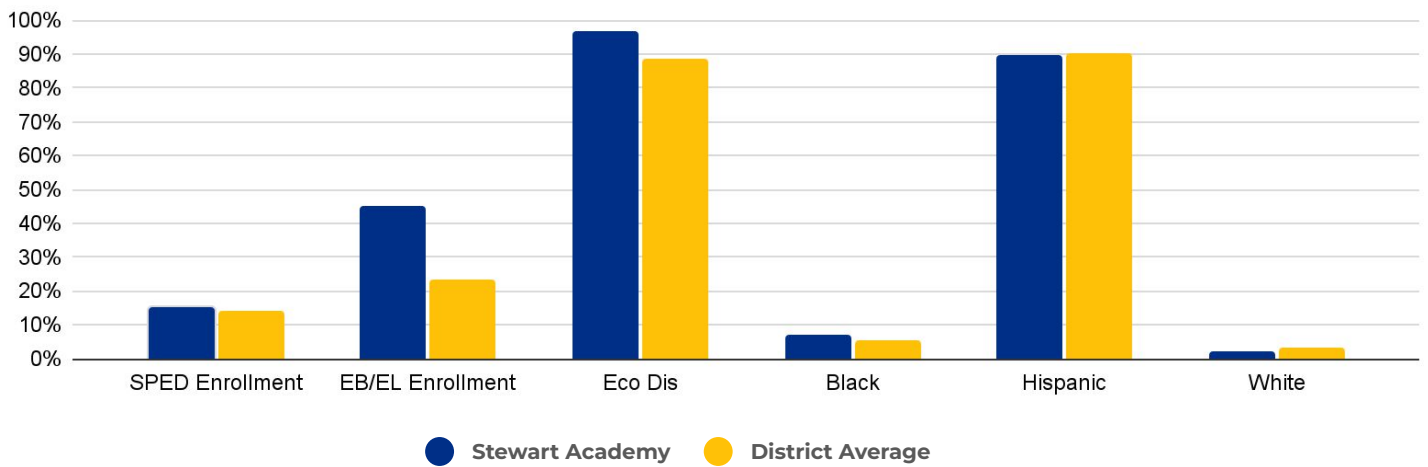
Functional Capacity
683

Facility Usage
82%

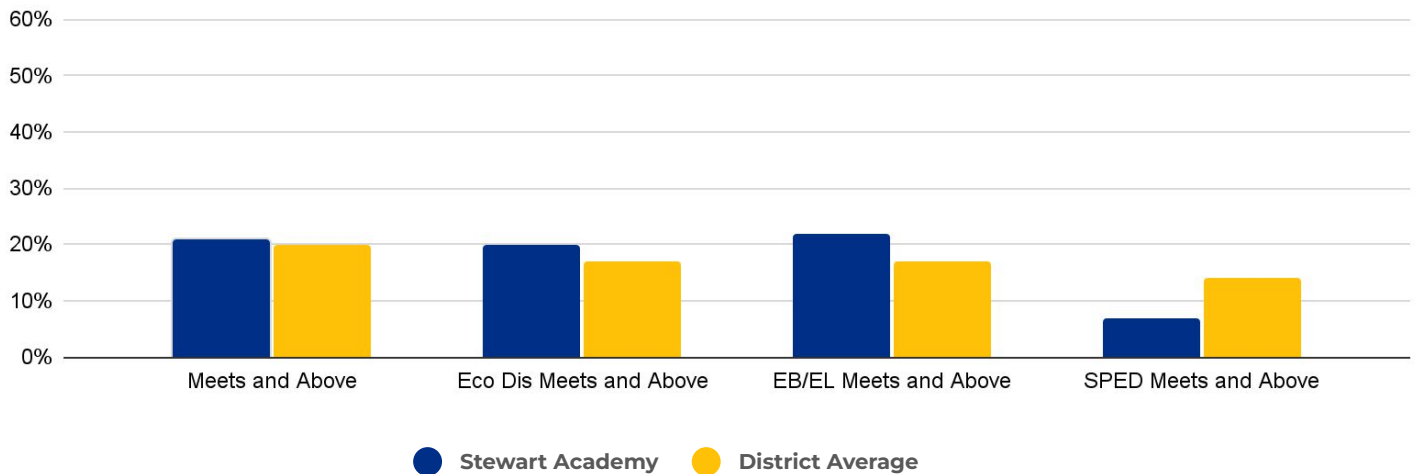


Stewart Academy

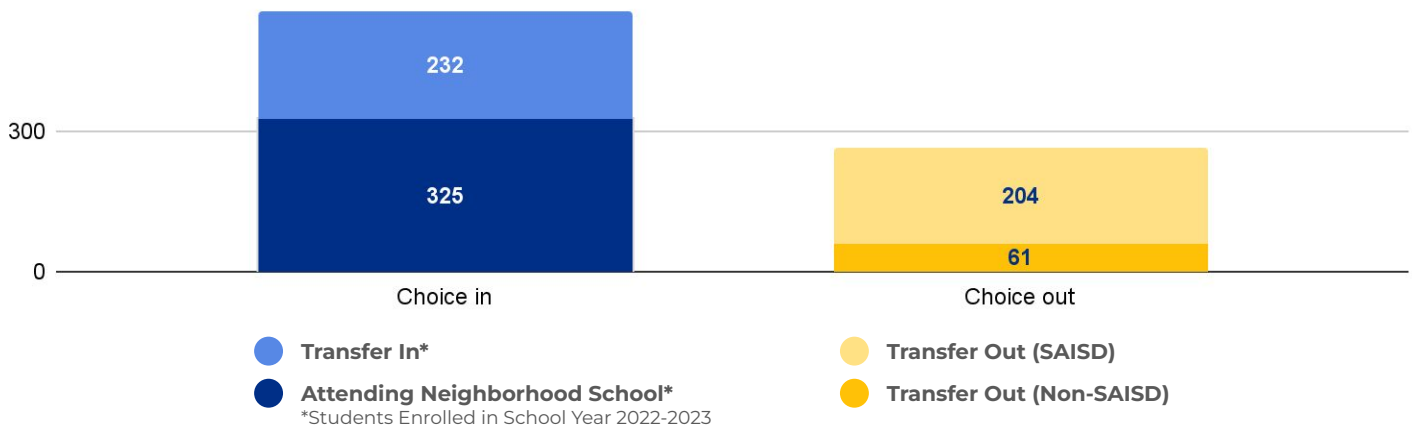
DEMOGRAPHICS



2022 ACADEMIC PERFORMANCE



2022-23 CHOICE IN / CHOICE OUT



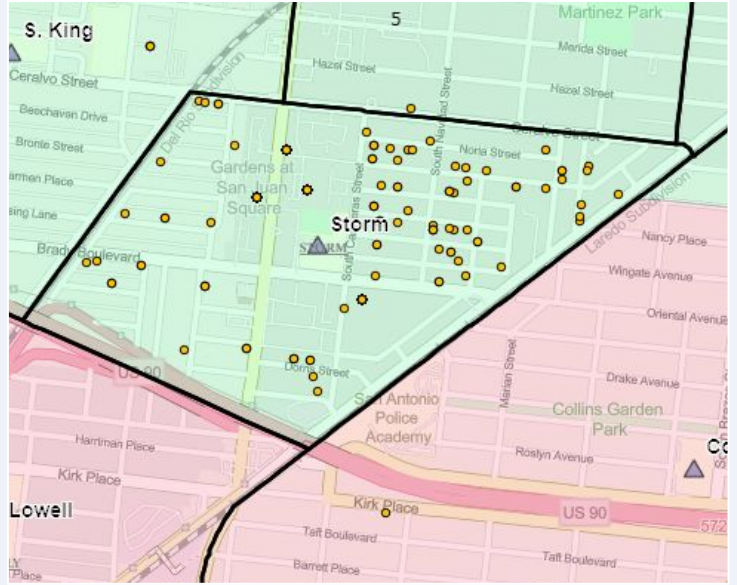
BRIEF CRITERIA ANALYSIS

Democracy Prep at Stewart is one of a handful of schools in SAISD that continues to grow its enrollment, despite the demographic challenges of the district. Democracy Prep also attracts a significant number of its students from East San Antonio.

Storm Elementary School

SCHOOL OVERVIEW

Location:	435 Brady Blvd San Antonio, TX 78207
Grades:	PK-5
Enrollment:	318
Poverty Index:	68%
Trustee/SMD:	Torres - District 5
HS Feeder Pattern:	Burbank
Recommendation:	<ul style="list-style-type: none"> Close this historically under-enrolled school to make fuller use two other neighborhood facilities.

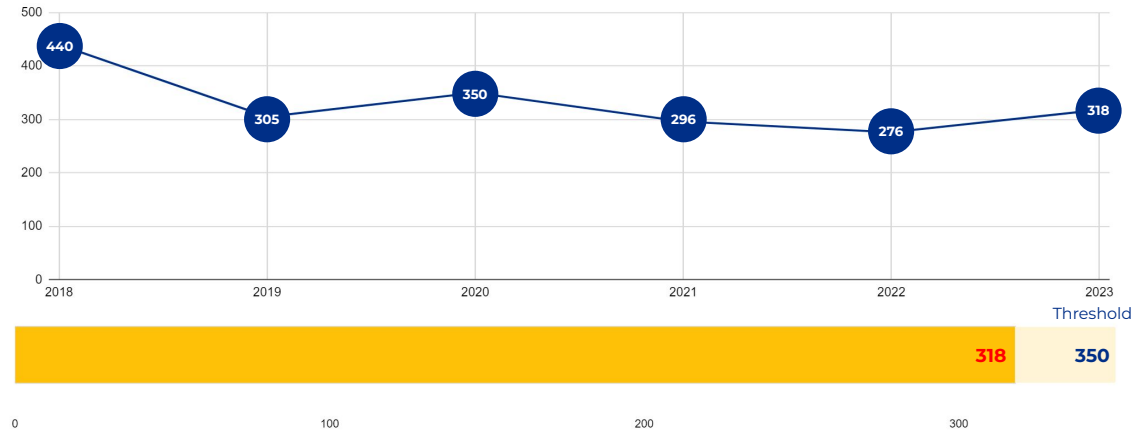


PRIMARY CRITERIA #1: 2022-23 ENROLLMENT

2023 Enrollment
318

Campus Type
ES

Enrollment Threshold
350



	2018	2019	2020	2021	2022	2023
Total Enrollment:	440	305	350	296	276	318

PRIMARY CRITERIA #2: FACILITY COST PER PUPIL

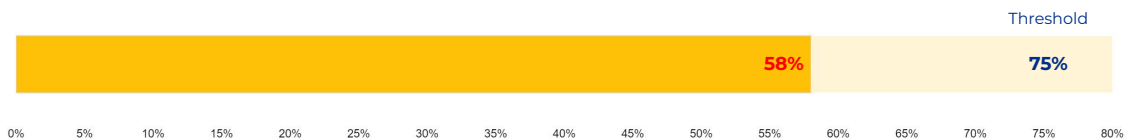
Cost Per Pupil
\$8,103



PRIMARY CRITERIA #3: 2022-23 FACILITY USE

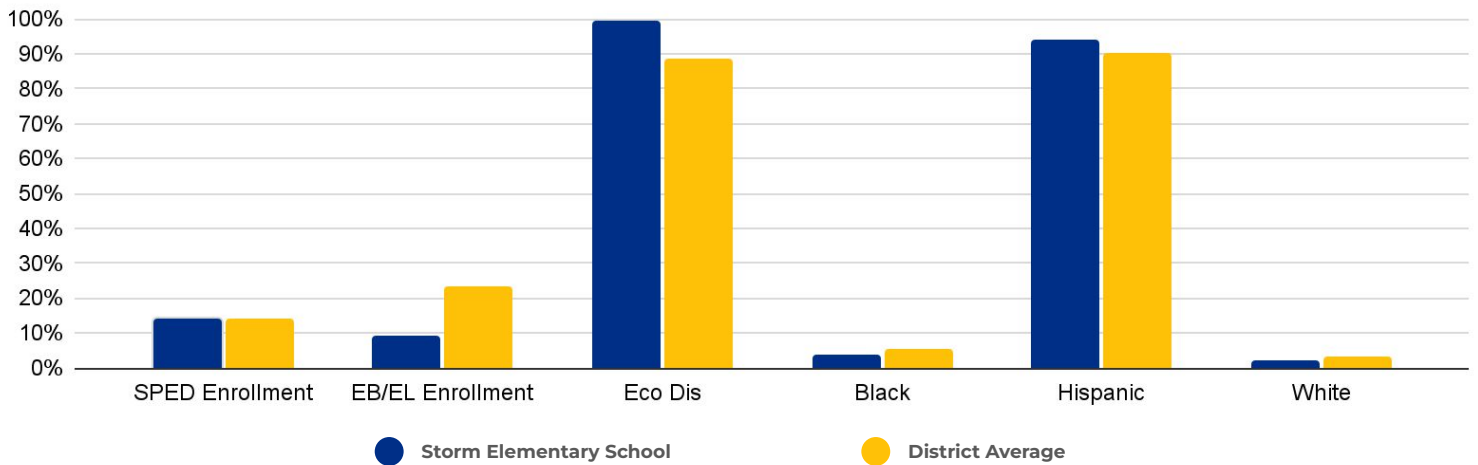
Functional Capacity
549

Facility Usage
58%

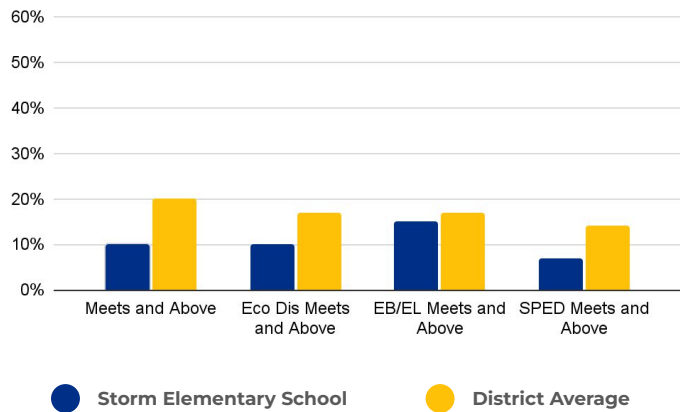


Storm Elementary School

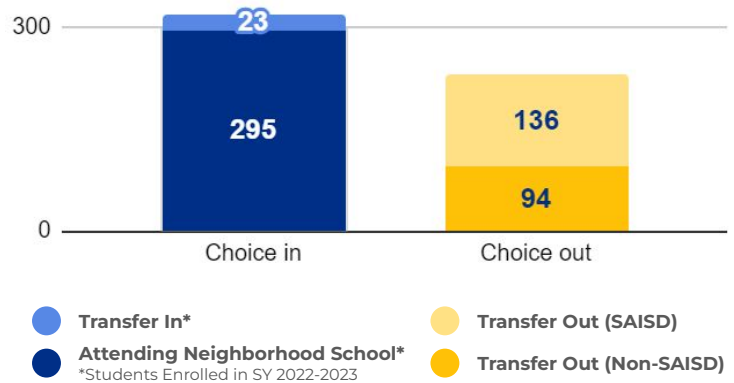
DEMOGRAPHICS



2022 ACADEMIC PERFORMANCE



2022-23 CHOICE IN / CHOICE OUT



BRIEF CRITERIA ANALYSIS

Storm meets two of the primary criteria--it has low enrollment and under-uses its facility. Families are "choicing out" of Storm at a higher rate than other schools in the region.

The Storm facility is also in worse condition than either of the campuses that will receive Storm ES students. This decision will increase Sarah King and Barkley/Ruiz enrollment to levels the schools enjoyed in the mid-2010s.

BENEFITS OF RIGHTSIZING

Rightsizing will lead to increased enrollment and additional resources. How those resources are used will be decided by the school's principal, staff and Campus Advisory Council. Rightsizing decisions will lead to early childhood services in every elementary school, fewer split grade levels or teaching assignments, more courses or full-time specialty teachers (art, music, AVID, etc), increased staff collaboration, additional student services (mental health, social work, academic intervention, etc), more robust dual language programs, greater access to extracurriculars, and increases to campus budgets for positions like library services, Family and Community Engagement Specialists, and instructional coaches.

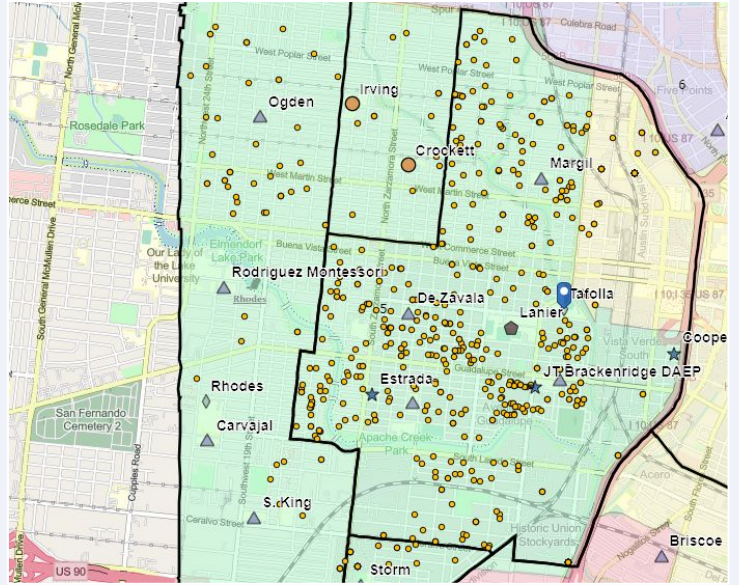
With Barkley/Ruiz and Sarah King receiving students from Storm, more students and families will gain access to:

- Enhanced mental health and social services ;
- Head Start programming, resources and services;
- A more robust dual language program; and
- Full-time music and art teachers.

Tafolla Middle School

SCHOOL OVERVIEW

Location:	1303 W Cesar E Chavez Blvd San Antonio, TX 78207
Grades:	6-8
Enrollment:	702
Poverty Index:	78%
Trustee/SMD:	Torres - District 5
HS Feeder Pattern:	Lanier
Recommendation:	<ul style="list-style-type: none"> No rightsizing-related actions make a significant impact on this school.

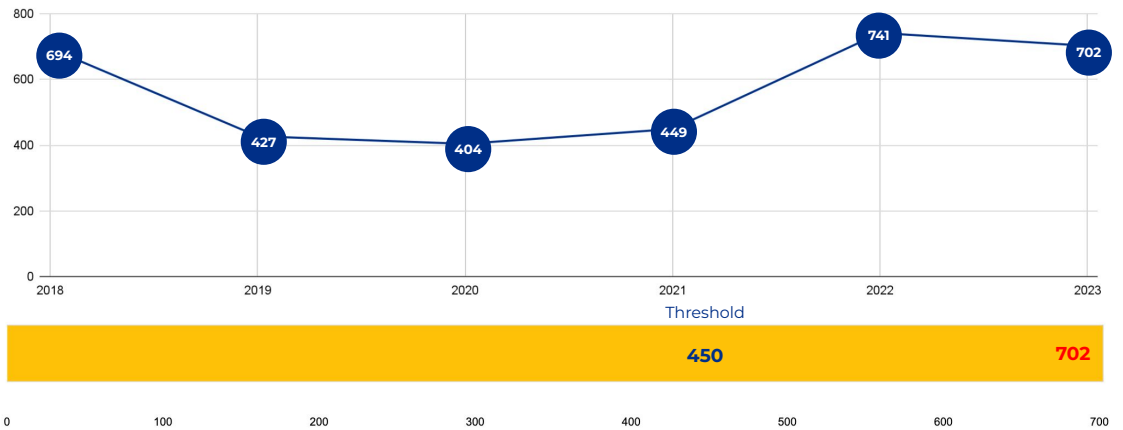


PRIMARY CRITERIA #1: 2022-23 ENROLLMENT

2023 Enrollment
702

Campus Type
MS


Enrollment Threshold
450



	2018	2019	2020	2021	2022	2023
Total Enrollment:	694	427	404	449	741	702

PRIMARY CRITERIA #2: FACILITY COST PER PUPIL

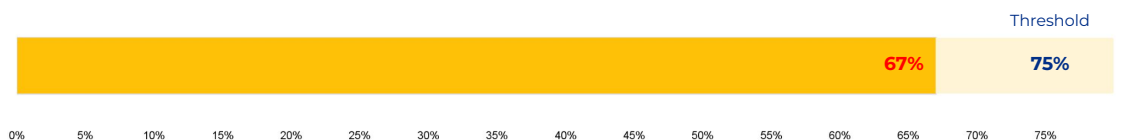
Cost Per Pupil
\$6,761



PRIMARY CRITERIA #3: 2022-23 FACILITY USE

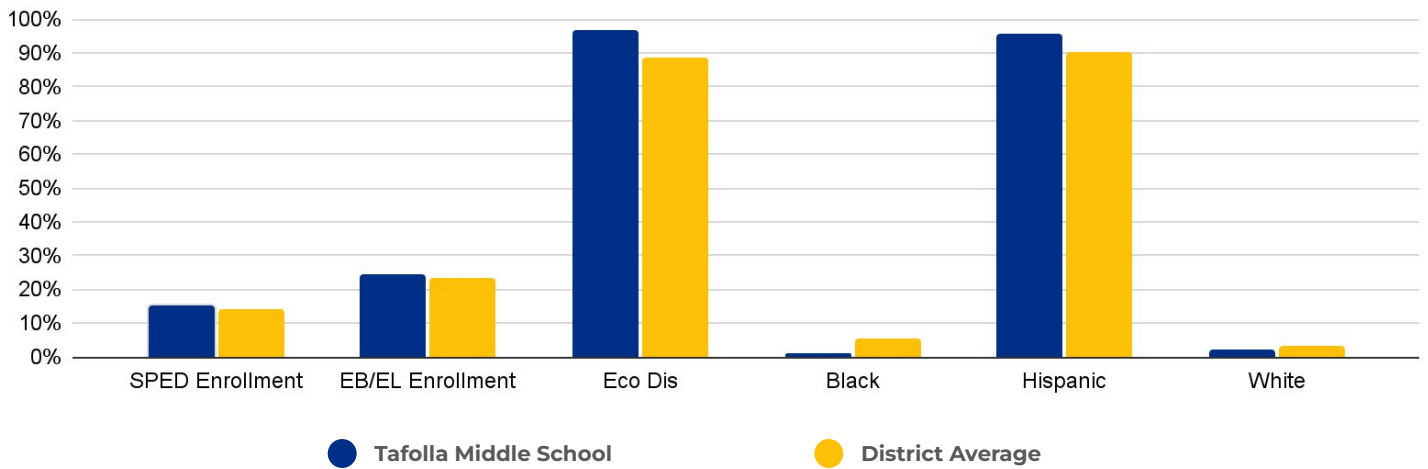
Functional Capacity
1,048

Facility Usage
67%

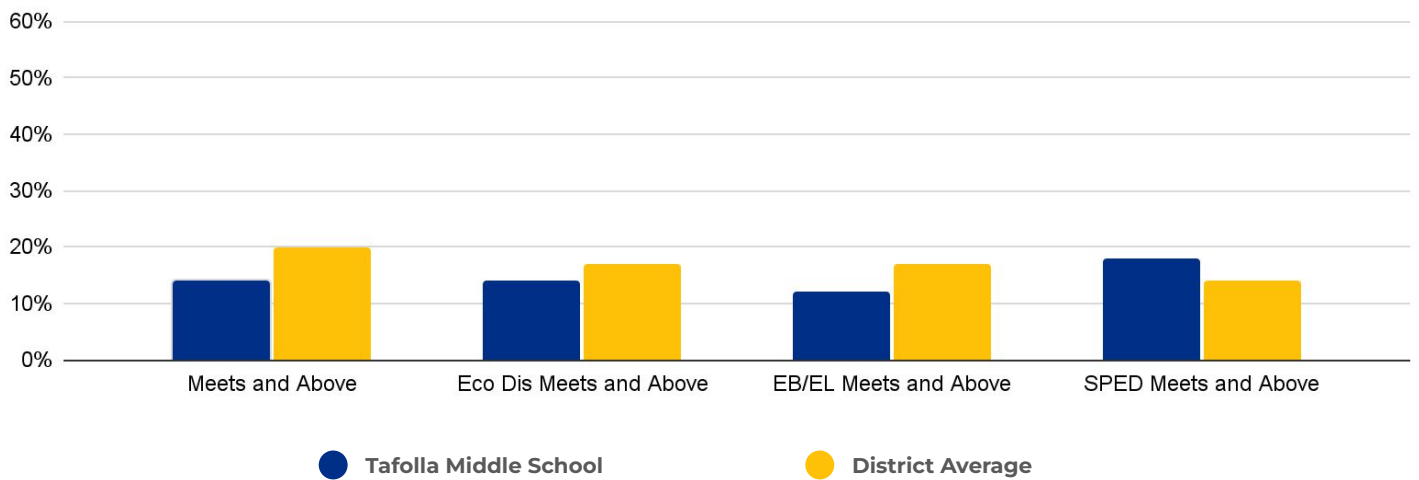


Tafolla Middle School

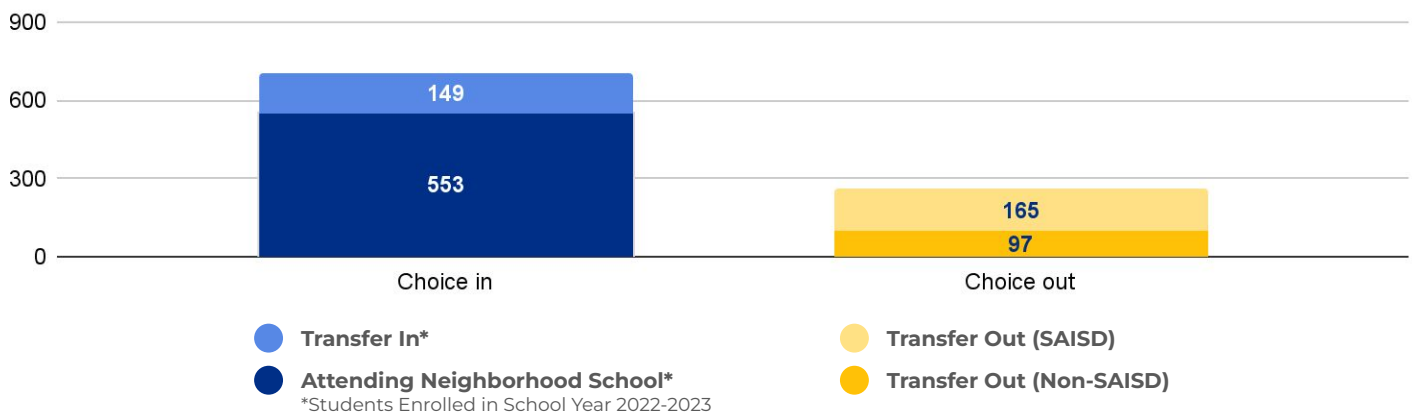
DEMOGRAPHICS



2022 ACADEMIC PERFORMANCE



2022-23 CHOICE IN / CHOICE OUT



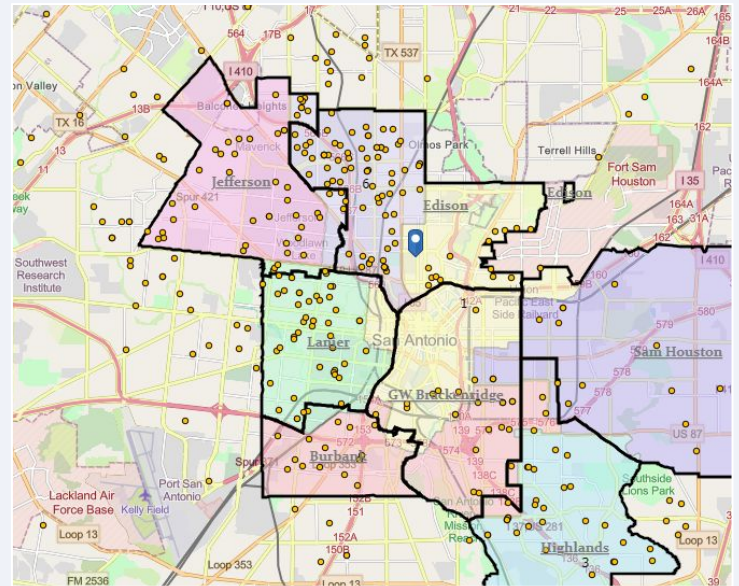
BRIEF CRITERIA ANALYSIS

Tafolla does not meet the rightsizing threshold for its building utilization, but the school has consistently maintained enrollment of over 700 throughout the last two decades. There was no suitable sending or receiving school for Tafolla in the surrounding neighborhood, as the school could not accommodate all of the students from Rhodes or vice versa.

Travis Early College High School

SCHOOL OVERVIEW

Location:	1915 N Main Ave San Antonio, TX 78212
Grades:	9-12
Enrollment:	425
Poverty Index:	36%
Trustee/SMD:	Sorensen - District 1
HS Feeder Pattern:	Edison
Recommendation:	<ul style="list-style-type: none"> Travis ECHS is a specialty high school. No rightsizing-related actions make an immediate impact on this school.



PRIMARY CRITERIA #1: 2022-23 ENROLLMENT

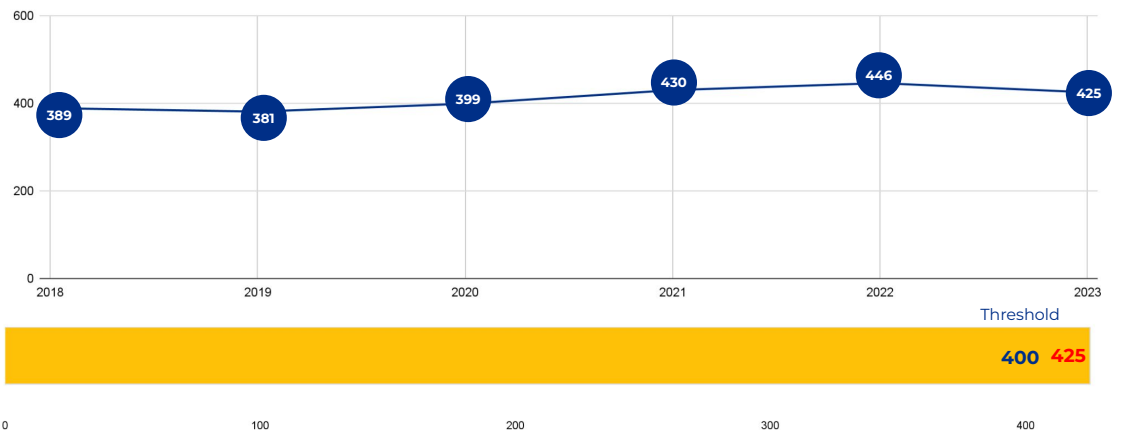
2023 Enrollment

425

Campus Type
Specialty HS

Enrollment Threshold

400



	2018	2019	2020	2021	2022	2023
Total Enrollment:	389	381	399	430	446	425

PRIMARY CRITERIA #2: FACILITY COST PER PUPIL

Cost Per Pupil

\$7,446

Threshold

\$9,473



PRIMARY CRITERIA #3: 2022-23 FACILITY USE

Functional Capacity

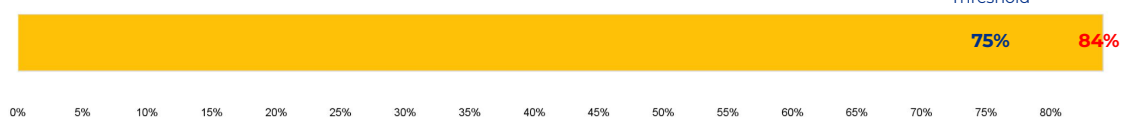
508

Facility Usage

84%

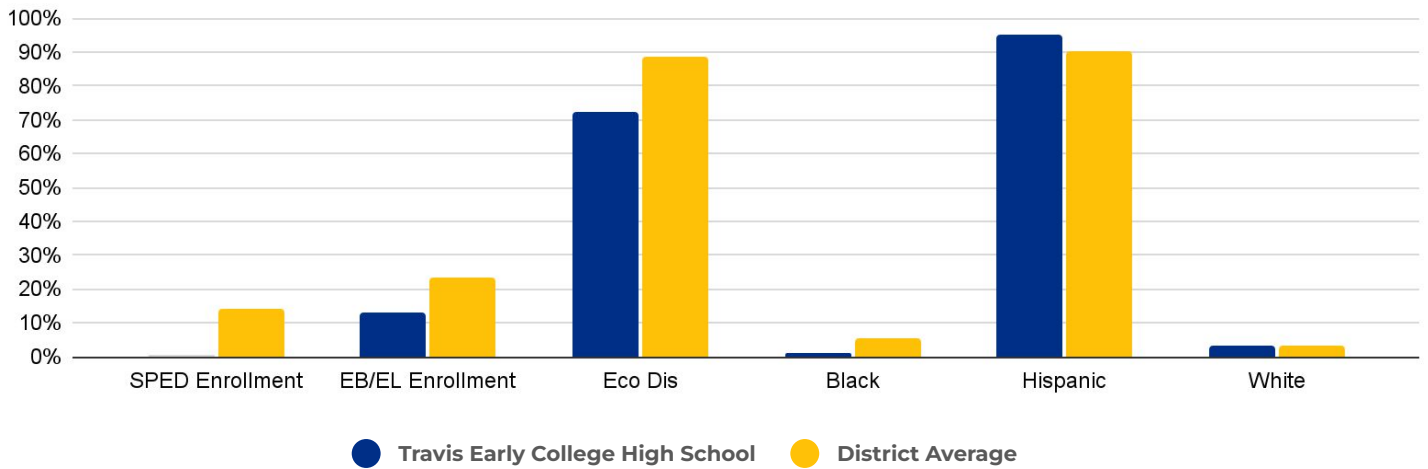
Threshold

75% **84%**

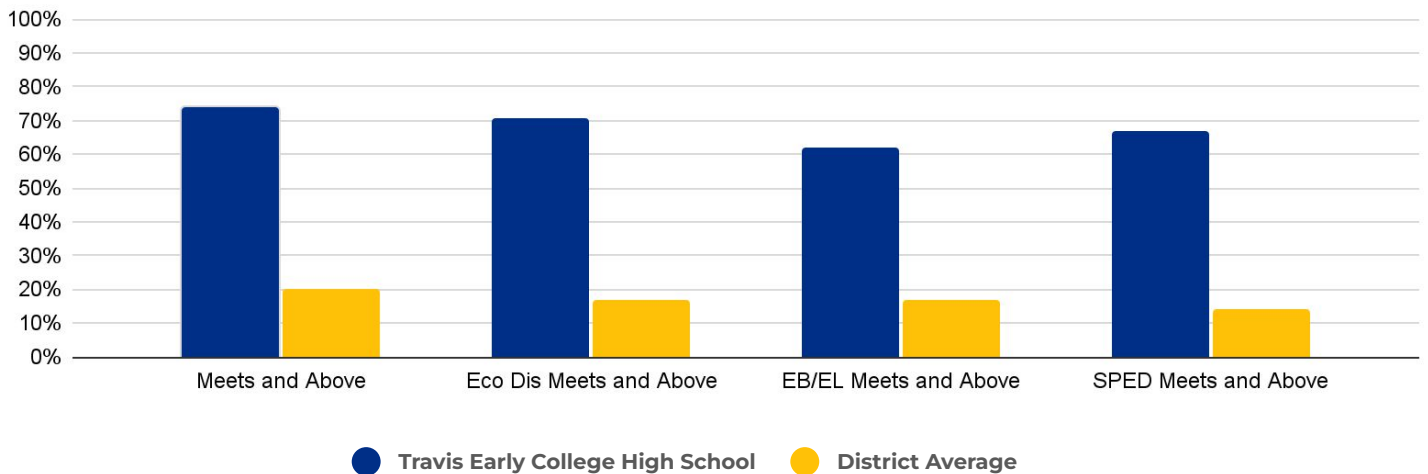


Travis Early College High School

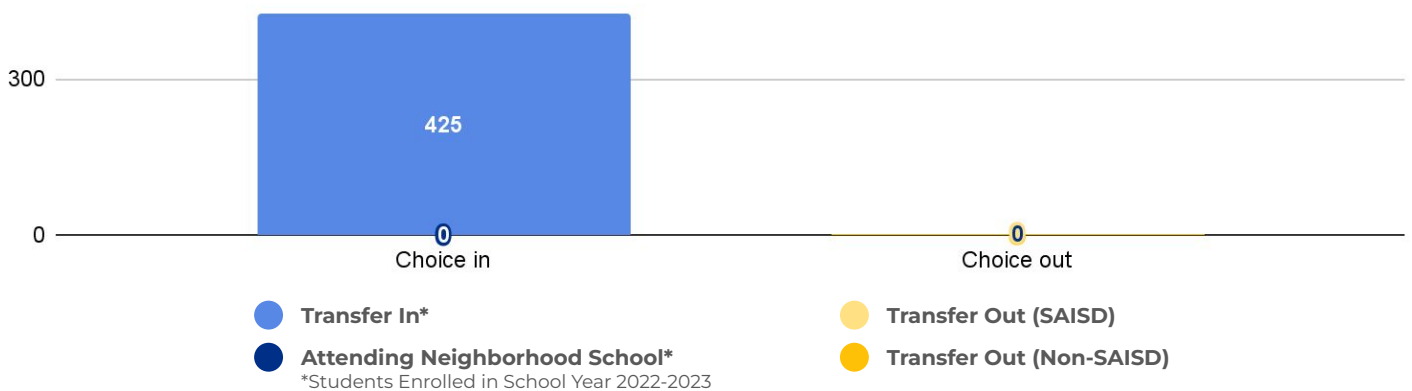
DEMOGRAPHICS



2022 ACADEMIC PERFORMANCE



2022-23 CHOICE IN / CHOICE OUT



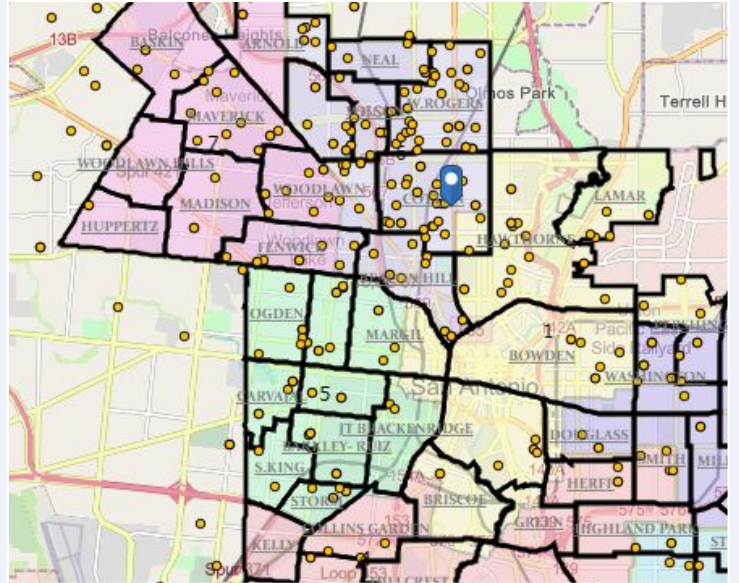
BRIEF CRITERIA ANALYSIS

Travis ECHS is a specialty high school that did not meet any of the primary rightsizing criteria. The school was not considered for and is not being immediately impacted by rightsizing decisions.

Twain Dual Language Academy

SCHOOL OVERVIEW

Location:	2411 San Pedro Ave San Antonio, TX 78212
Grades:	PK-8
Enrollment:	607
Poverty Index:	27%
Trustee/SMD:	Martinez - District 6
HS Feeder Pattern:	Edison



Recommendation:

- Merge with Gonzales ECC--serving all PK3 students at the Gonzales campus and grades PK4-8 at Twain--to create room for students on the waiting list at one of SAISD's most in-demand schools.

PRIMARY CRITERIA #1: 2022-23 ENROLLMENT

2023 Enrollment

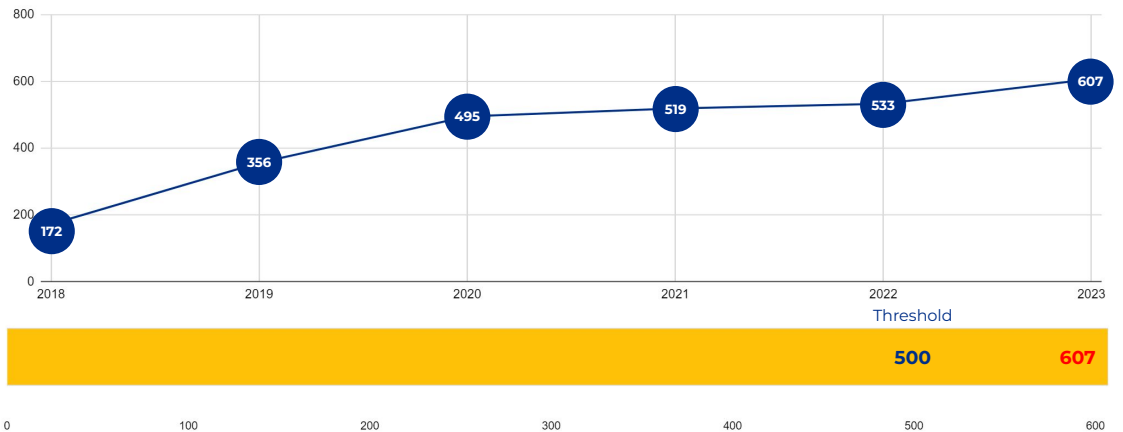
607

Campus Type

Academy

Enrollment Threshold

500



	2018	2019	2020	2021	2022	2023
Total Enrollment:	172	356	495	519	533	607

PRIMARY CRITERIA #2: FACILITY COST PER PUPIL

Cost Per Pupil

\$7,736



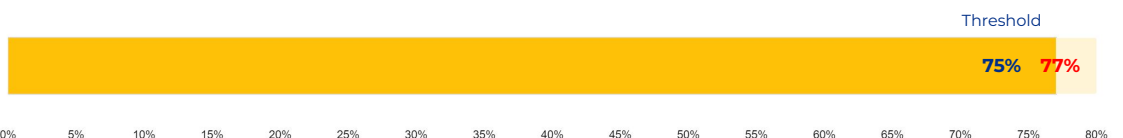
PRIMARY CRITERIA #3: 2022-23 FACILITY USE

Functional Capacity

789

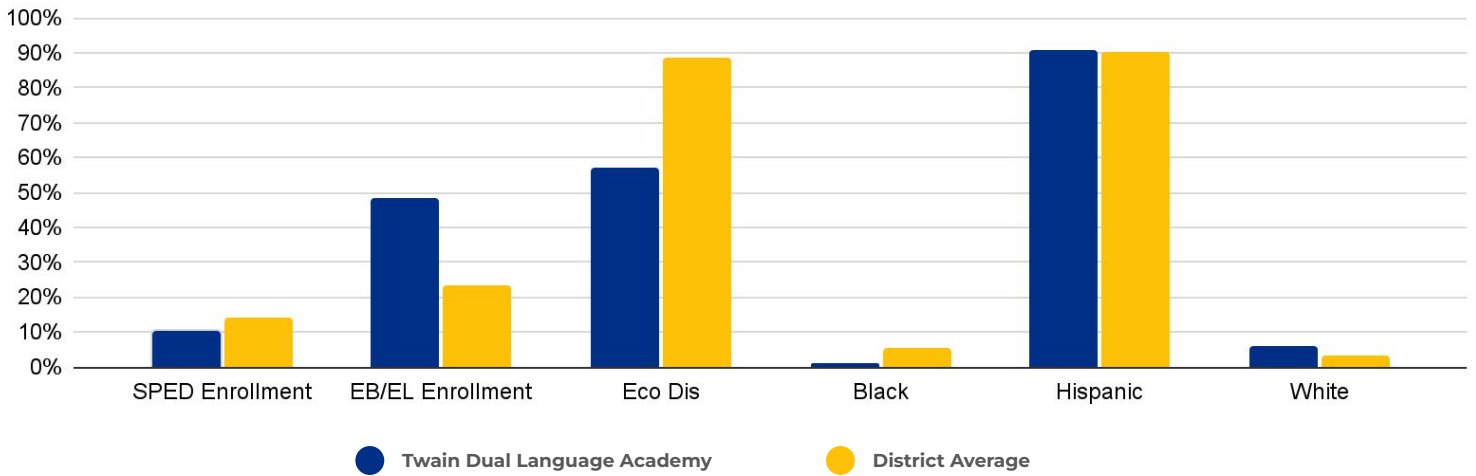
Facility Usage

77%

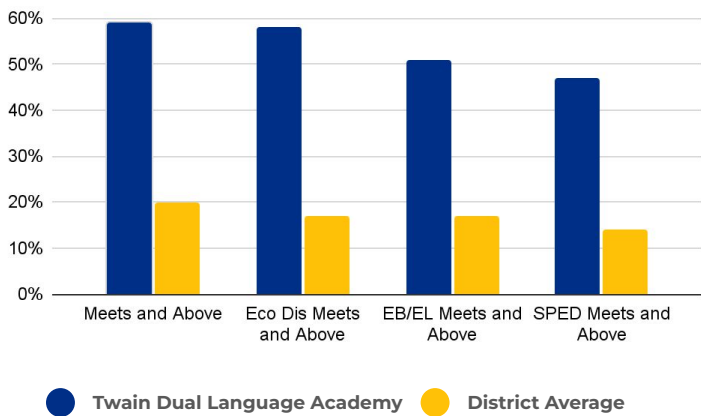


Twain Dual Language Academy

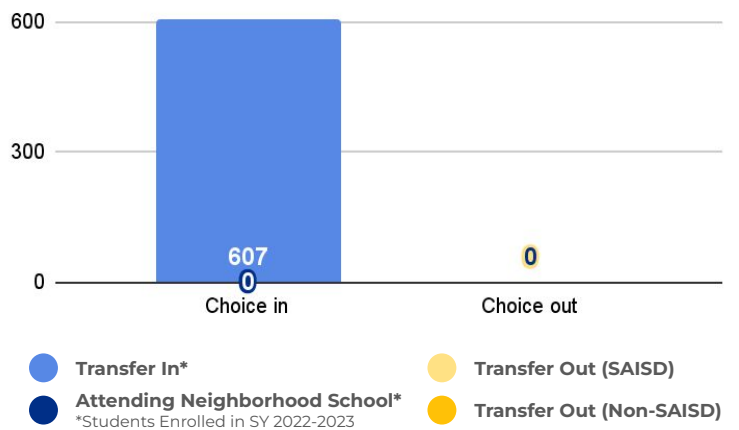
DEMOGRAPHICS



2022 ACADEMIC PERFORMANCE



2022-23 CHOICE IN / CHOICE OUT



BRIEF CRITERIA ANALYSIS

Twain Dual Language Academy is one of SAISD's most high demand schools. This recommendation will create options for families by adding additional seats to the existing dual language program. It is projected that there will be a total of 765 total students at Twain's two campuses in the 2024 school year.

BENEFITS OF RIGHTSIZING

Rightsizing will lead to increased enrollment and additional resources. How those resources are used will be decided by the school's principal, staff and Campus Advisory Council. Rightsizing decisions will lead to early childhood services in every elementary school, fewer split grade levels or teaching assignments, more courses or full-time specialty teachers (art, music, AVID, etc), increased staff collaboration, additional student services (mental health, social work, academic intervention, etc), more robust dual language programs, greater access to extracurriculars, and increases to campus budgets for positions like library services, Family and Community Engagement Specialists, and instructional coaches.

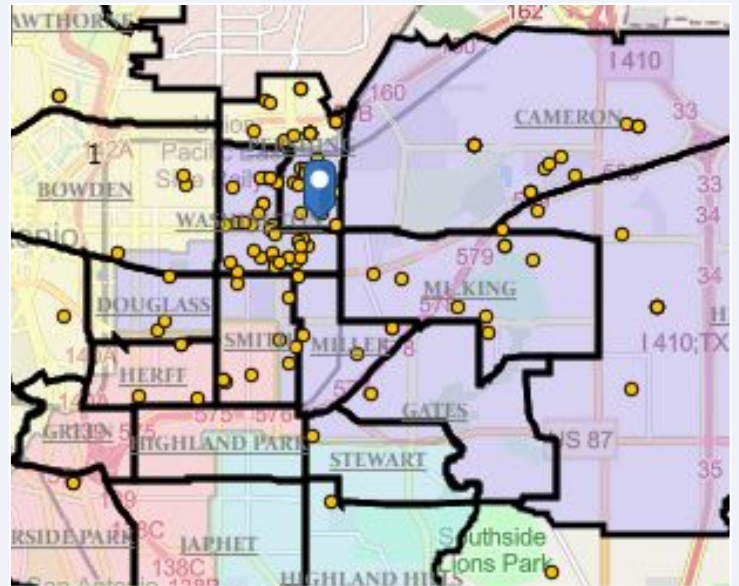
With Twain merging with Gonzales, more students and families will gain access to:

- Enhanced mental health and social services;
- Early childhood education seats in one of the district's most popular dual language programs; and
- A full-time Communities in Schools (CIS) site coordinator.

Tynan Early Childhood Campus

SCHOOL OVERVIEW

Location:	925 Gulf San Antonio, TX 78202
Grades:	Head Start
Enrollment:	145
Poverty Index:	N/A
Trustee/SMD:	Sebastian - District 2
HS Feeder Pattern:	Sam Houston
Recommendation:	<ul style="list-style-type: none"> Close to move ECE services to neighborhood schools.



PRIMARY CRITERIA #1: 2022-23 ENROLLMENT

2023 Enrollment

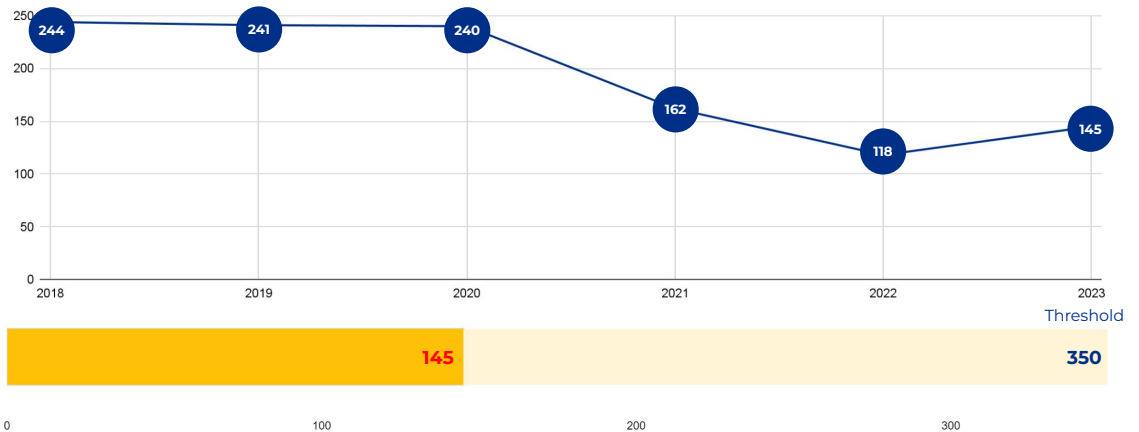
145

Campus Type

ECC

Enrollment Threshold

350



	2018	2019	2020	2021	2022	2023
Total Enrollment:	244	241	240	162	118	145

PRIMARY CRITERIA #2: FACILITY COST PER PUPIL

Cost Per Pupil

\$6,520



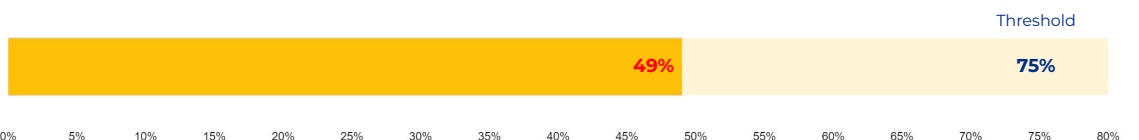
PRIMARY CRITERIA #3: 2022-23 FACILITY USE

Functional Capacity

293

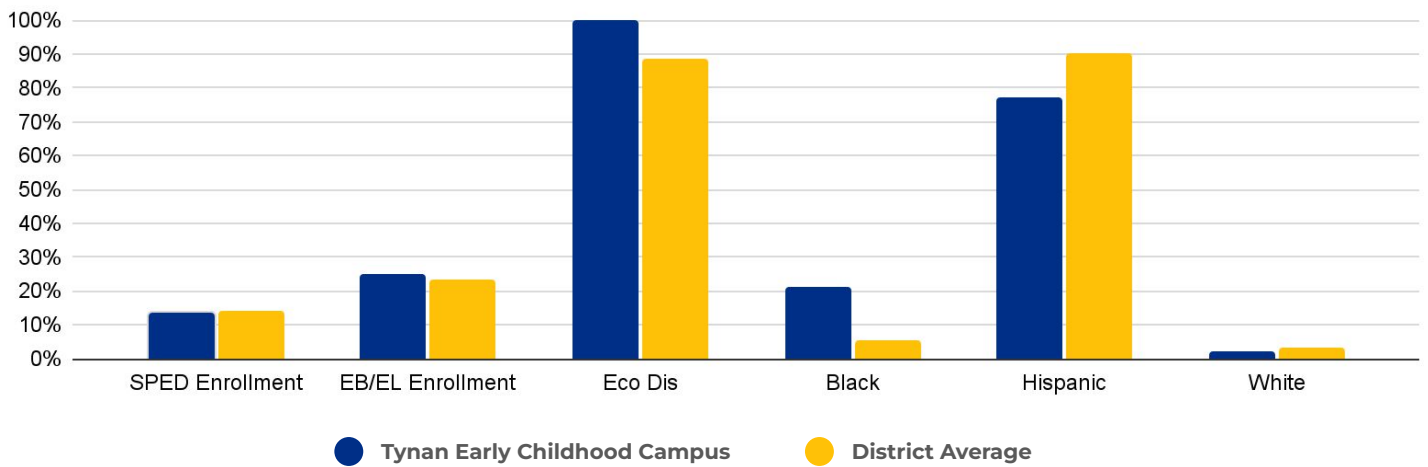
Facility Usage

49%

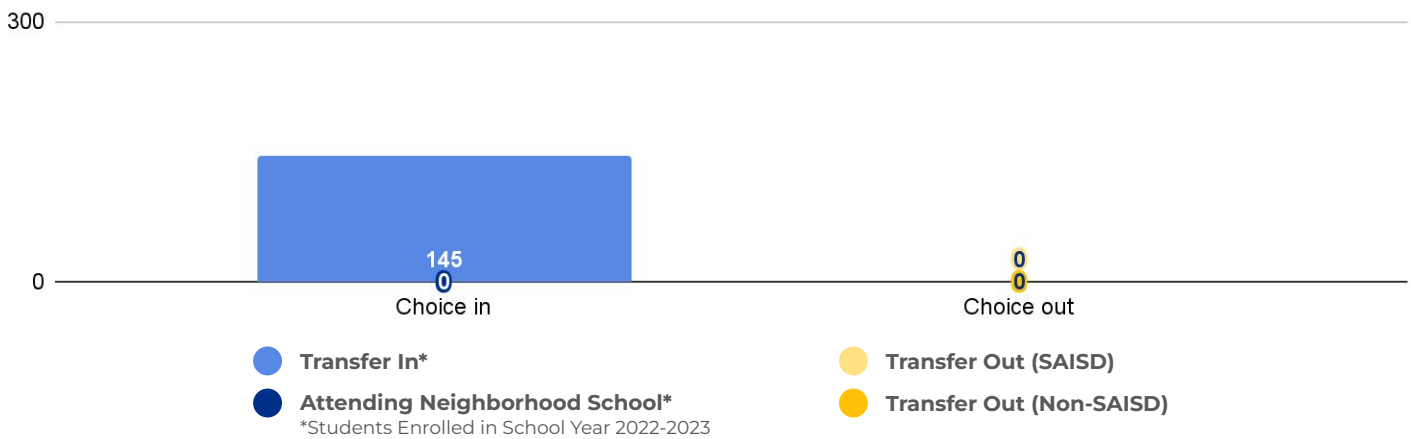


Tynan Early Childhood Campus

DEMOGRAPHICS



2022-23 CHOICE IN / CHOICE OUT



BRIEF CRITERIA ANALYSIS

Moving students to elementary school campuses leads to better retention of students and allows PK students the full continuum of services available at SAISD elementary schools.

BENEFITS OF RIGHTSIZING

Rightsizing will lead to increased enrollment and additional resources. How those resources are used will be decided by the school's principal, staff and Campus Advisory Council. Rightsizing decisions will lead to early childhood services in every elementary school, fewer split grade levels or teaching assignments, more courses or full-time specialty teachers (art, music, AVID, etc), increased staff collaboration, additional student services (mental health, social work, academic intervention, etc), more robust dual language programs, greater access to extracurriculars, and increases to campus budgets for positions like library services, Family and Community Engagement Specialists, and instructional coaches.

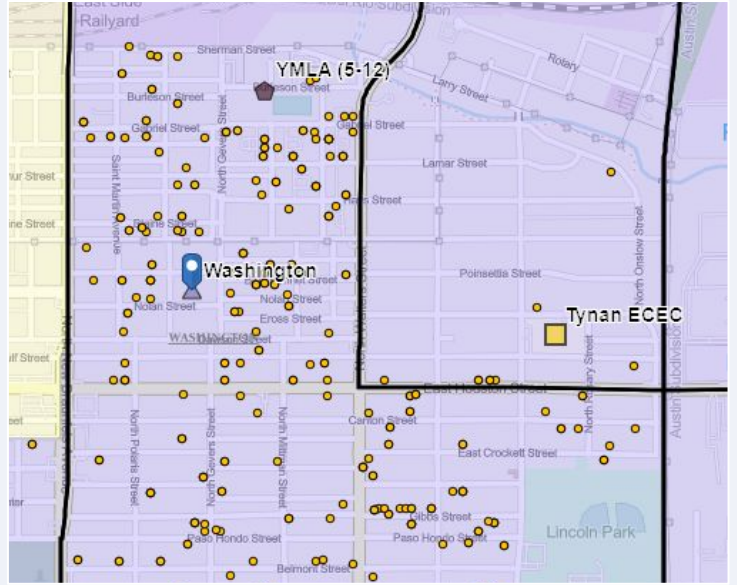
With Tynan moving ECE services to neighborhood schools, more students and families will gain access to:

- Enhanced mental health and social services;
- PK services for Early Childhood students; and
- Reduced time on buses as students will no longer need to be bussed to centers.

Washington Elementary School

SCHOOL OVERVIEW

Location:	1823 Nolan St San Antonio, TX 78202
Grades:	PK-6
Enrollment:	317
Poverty Index:	95%
Trustee/SMD:	Sebastian - District 2
HS Feeder Pattern:	Sam Houston



Recommendation:

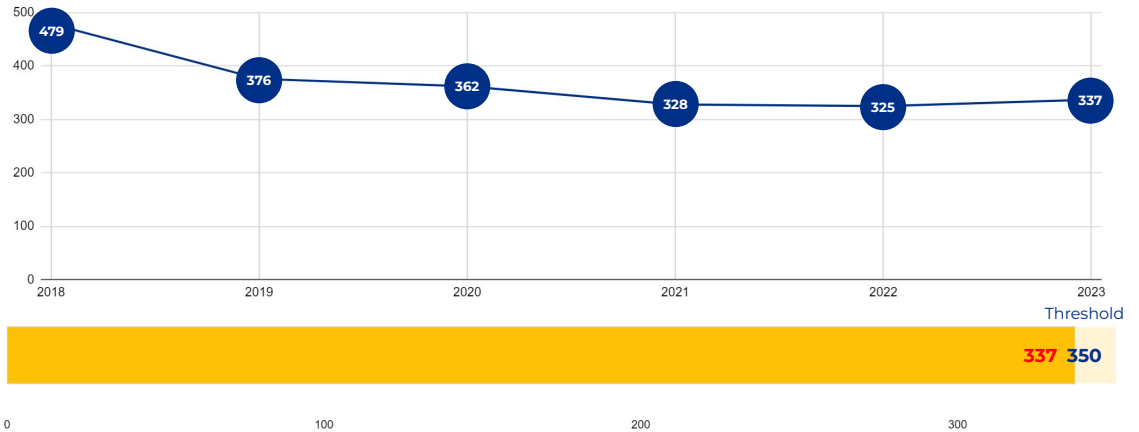
- Receive students from a closing elementary school (Pershing) to make fuller use of a neighborhood facility and send all students in grade 06 to Davis MS to create consistent elementary grade patterns across SAISD.

PRIMARY CRITERIA #1: 2022-23 ENROLLMENT

2023 Enrollment
337

Campus Type
ES

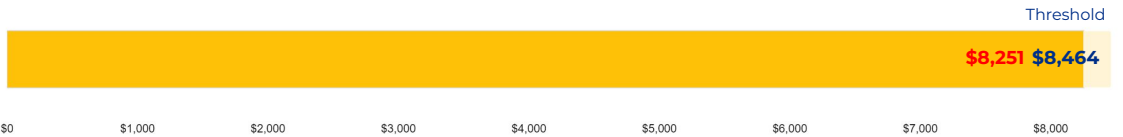
Enrollment Threshold
350



	2018	2019	2020	2021	2022	2023
Total Enrollment:	479	376	362	328	325	337

PRIMARY CRITERIA #2: FACILITY COST PER PUPIL

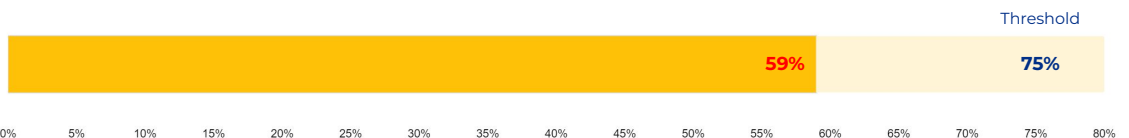
Cost Per Pupil
\$8,251



PRIMARY CRITERIA #3: 2022-23 FACILITY USE

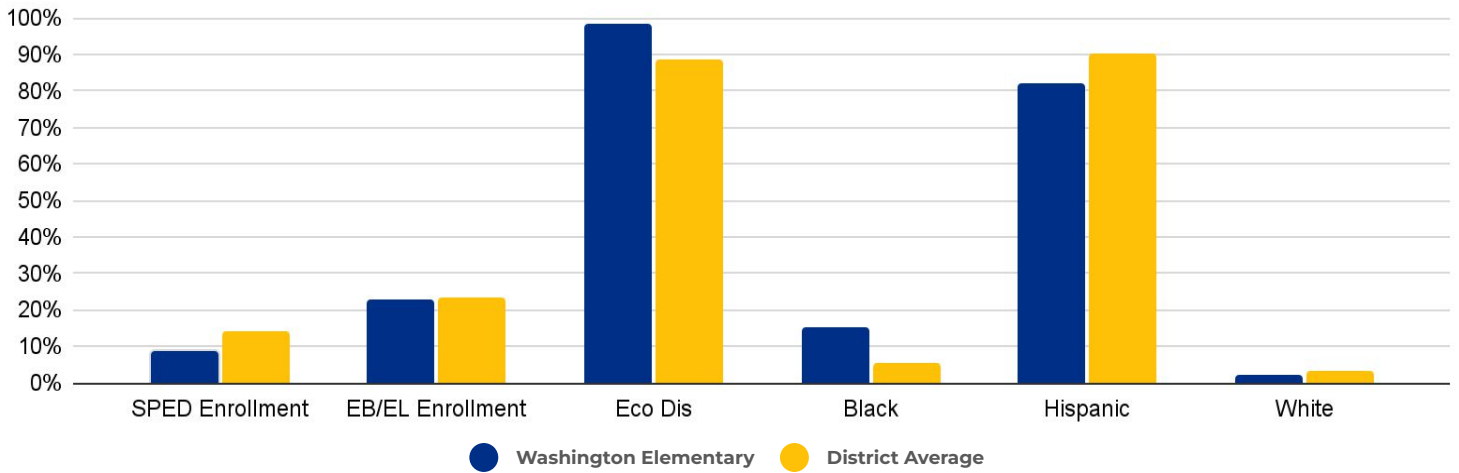
Functional Capacity
575

Facility Usage
59%

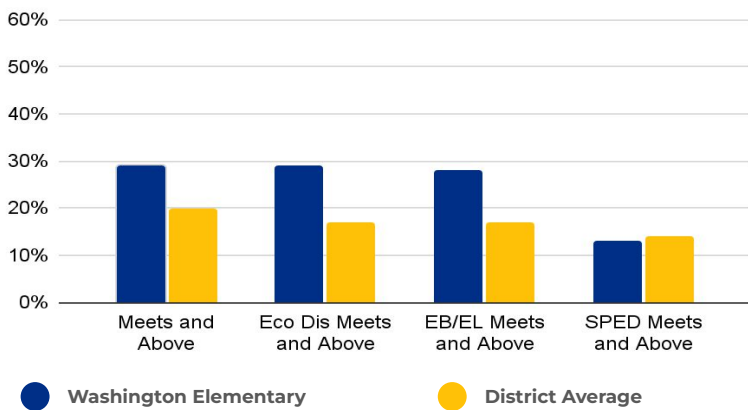


Washington Elementary School

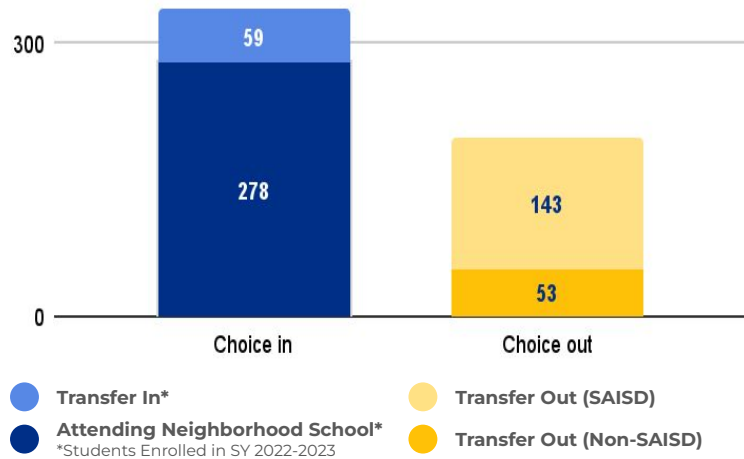
DEMOGRAPHICS



2022 ACADEMIC PERFORMANCE



2022-23 CHOICE IN / CHOICE OUT



BRIEF CRITERIA ANALYSIS

Washington meets two of three primary criteria, as it has low enrollment and low facility use. It is better suited as a receiving school than surrounding campuses due to its location. Washington will receive Pershing students west of the Austin subdivision railroad tracks. It is projected that in 2024 there will be 617 students at Washington.

BENEFITS OF RIGHTSIZING

Rightsizing will lead to increased enrollment and additional resources. How those resources are used will be decided by the school's principal, staff and Campus Advisory Council. Rightsizing decisions will lead to early childhood services in every elementary school, fewer split grade levels or teaching assignments, more courses or full-time specialty teachers (art, music, AVID, etc), increased staff collaboration, additional student services (mental health, social work, academic intervention, etc), more robust dual language programs, greater access to extracurriculars, and increases to campus budgets for positions like library services, Family and Community Engagement Specialists, and instructional coaches.

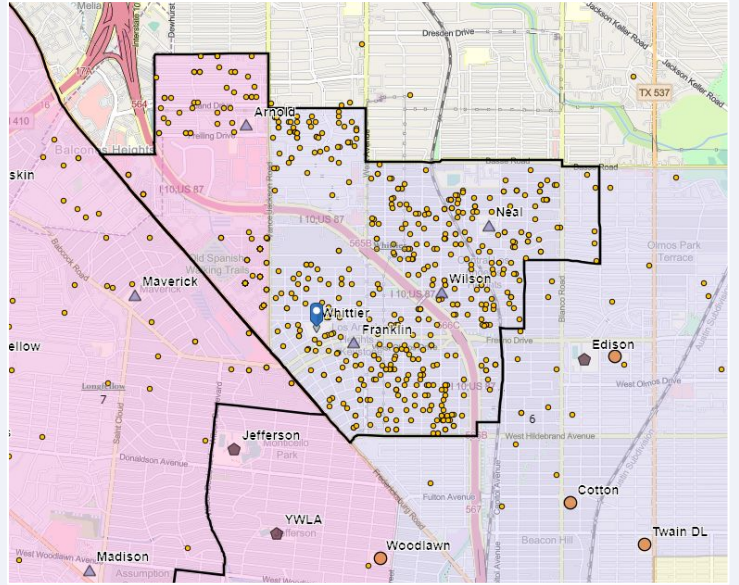
With Washington Elementary receiving students from Pershing, more students and families will gain access to:

- Full-time music and art instruction;
- Enhanced mental health and special education programming like ECSE and ALE on campus; and
- Access to Head Start programming, resources and services.

Whittier Middle School

SCHOOL OVERVIEW

Location:	2101 Edison Dr San Antonio, TX 78201
Grades:	6-8
Enrollment:	728
Poverty Index:	40%
Trustee/SMD:	Martinez - District 6
HS Feeder Pattern:	Edison
Recommendation:	<ul style="list-style-type: none"> No rightsizing-related actions make a significant impact on this school.

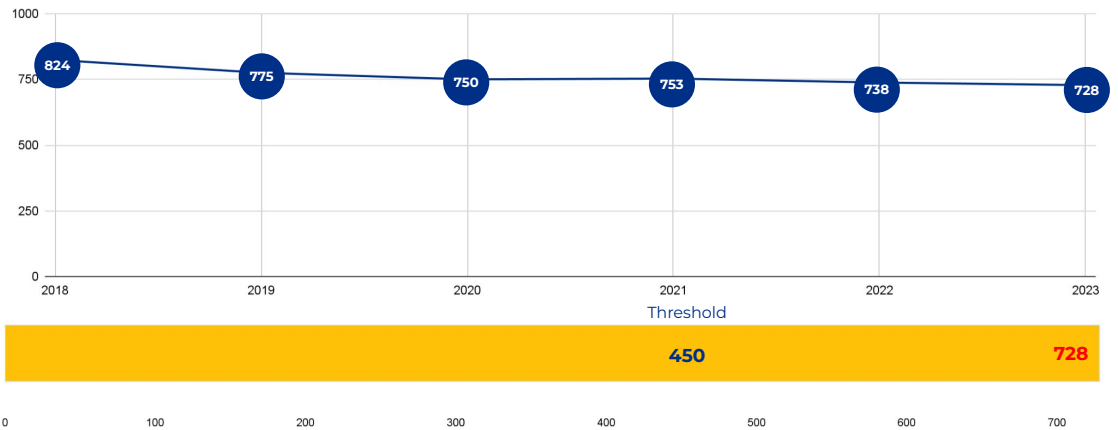


PRIMARY CRITERIA #1: 2022-23 ENROLLMENT

2023 Enrollment
728

Campus Type
MS


Enrollment Threshold
450



	2018	2019	2020	2021	2022	2023
Total Enrollment:	824	775	750	753	738	728

PRIMARY CRITERIA #2: FACILITY COST PER PUPIL

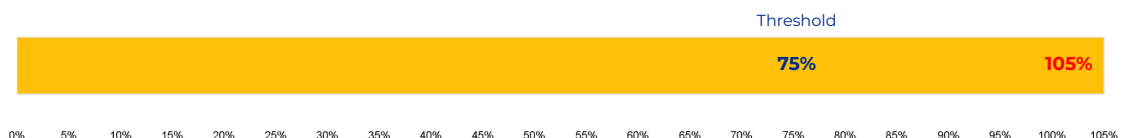
Cost Per Pupil
\$7,177



PRIMARY CRITERIA #3: 2022-23 FACILITY USE

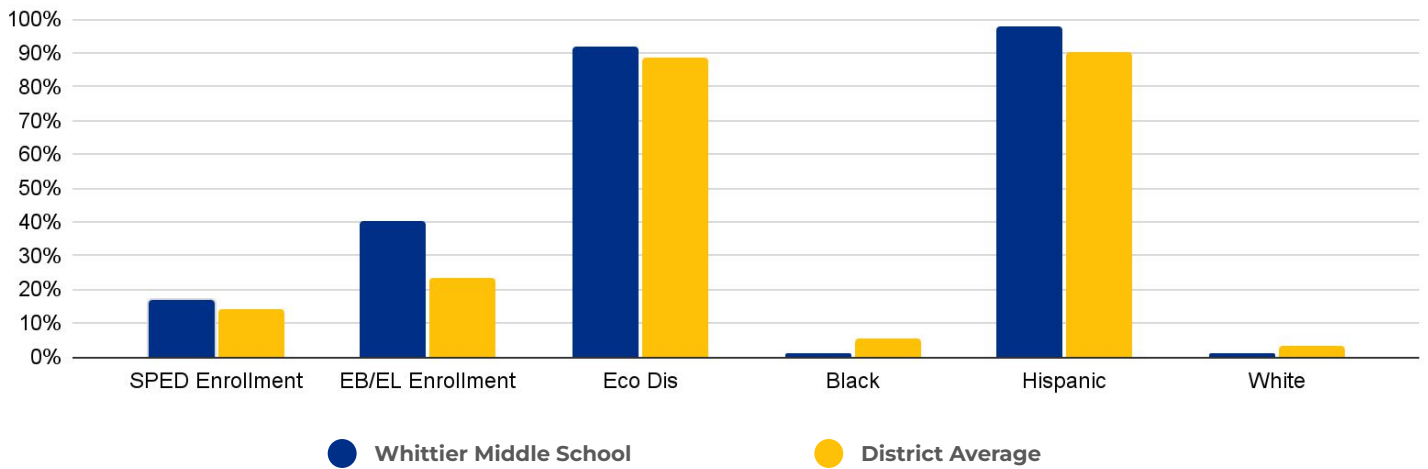
Functional Capacity
692

Facility Usage
105%

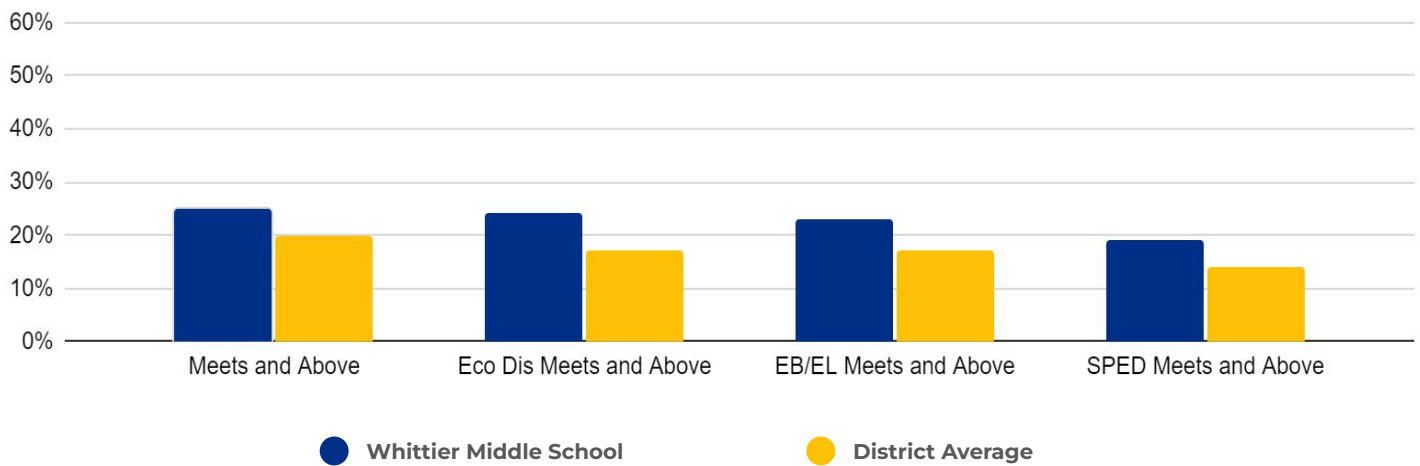


Whittier Middle School

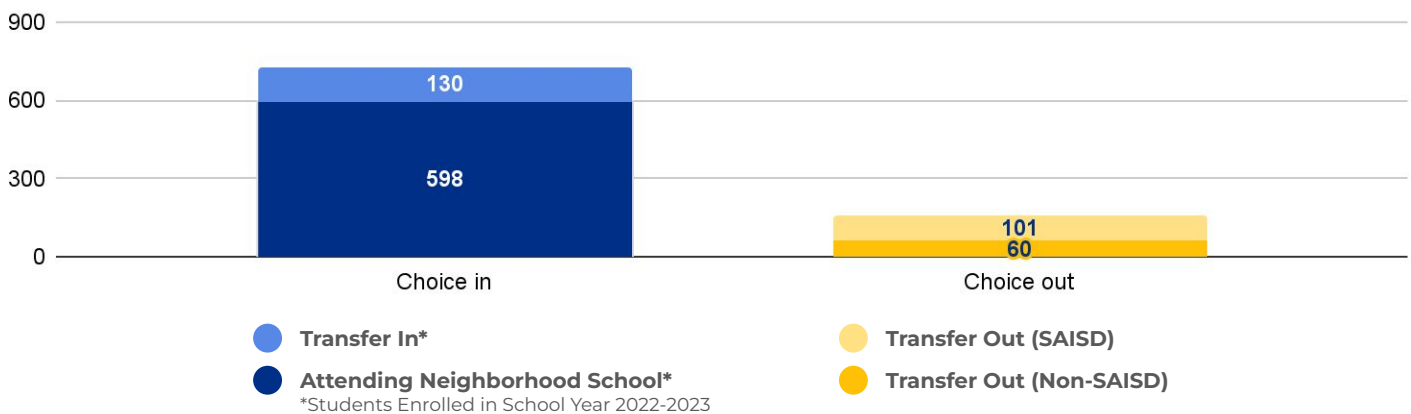
DEMOGRAPHICS



2022 ACADEMIC PERFORMANCE



2022-23 CHOICE IN / CHOICE OUT



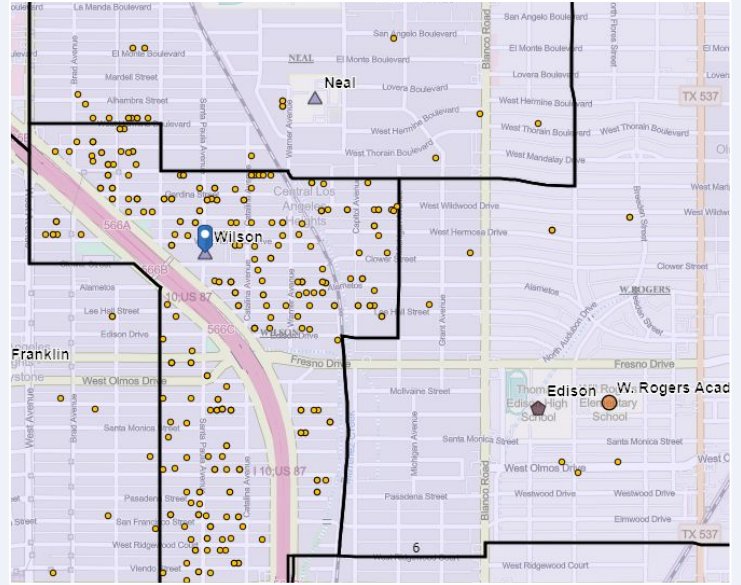
BRIEF CRITERIA ANALYSIS

Whittier MS does not meet any of the primary rightsizing criteria and was not considered for rightsizing decisions. The school is already exceeding its functional enrollment capacity of 692.

Wilson Elementary School

SCHOOL OVERVIEW

Location:	1421 Clower San Antonio, TX 78201
Grades:	PK-5
Enrollment:	381
Poverty Index:	36%
Trustee/SMD:	Martinez - District 6
HS Feeder Pattern:	Edison
Recommendation:	<ul style="list-style-type: none"> No rightsizing-related actions make a significant impact on this school.

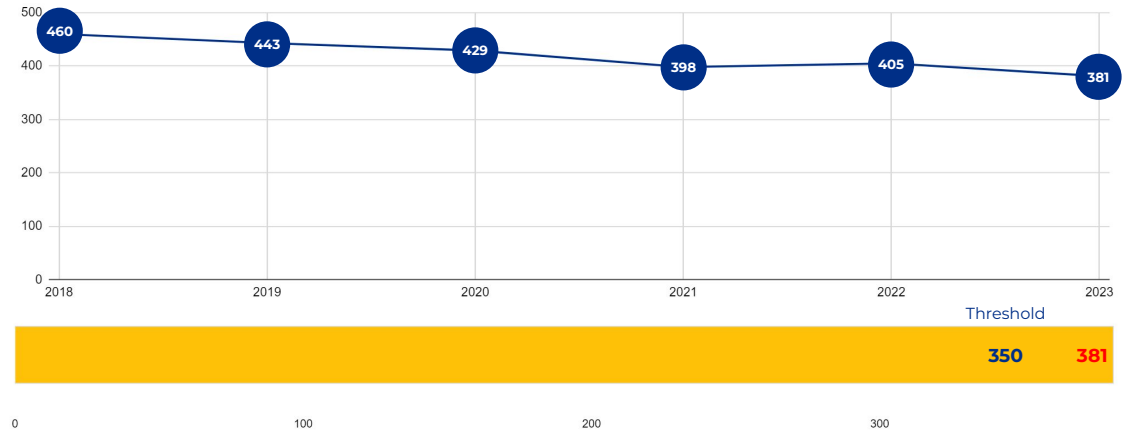


PRIMARY CRITERIA #1: 2022-23 ENROLLMENT

2023 Enrollment
381

Campus Type
ES

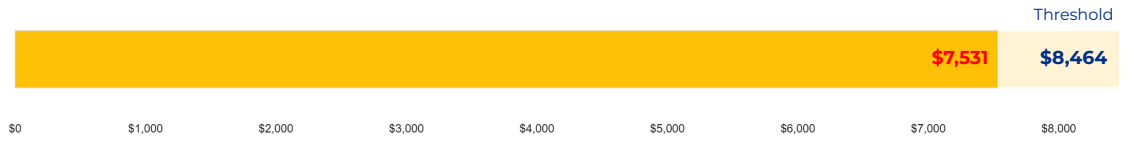
Enrollment Threshold
350



	2018	2019	2020	2021	2022	2023
Total Enrollment:	460	443	429	398	405	381

PRIMARY CRITERIA #2: FACILITY COST PER PUPIL

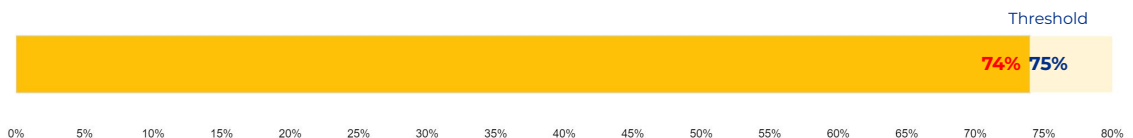
Cost Per Pupil
\$7,531



PRIMARY CRITERIA #3: 2022-23 FACILITY USE

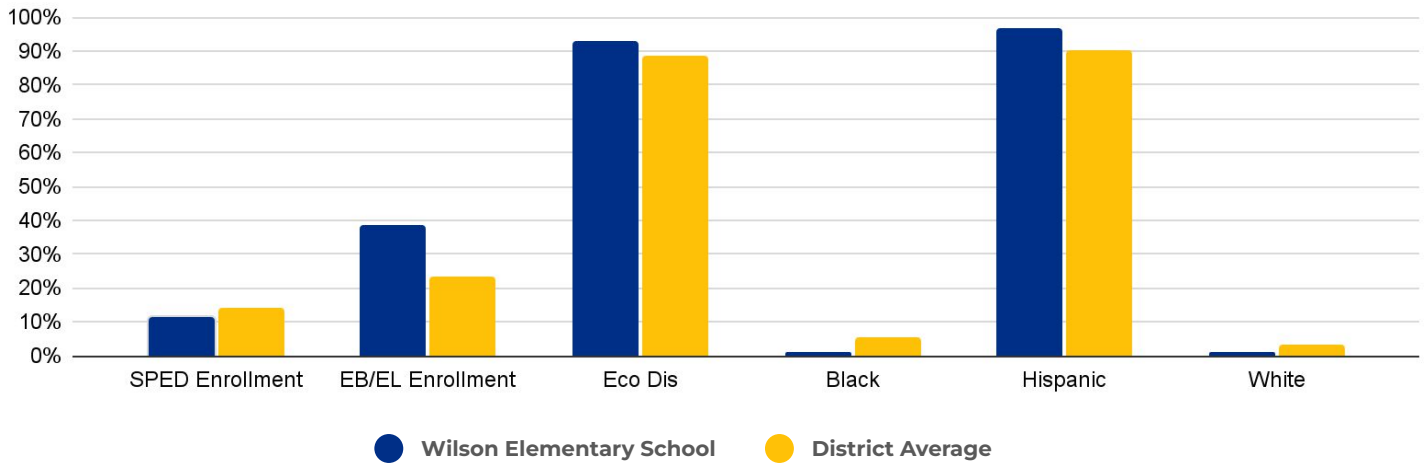
Functional Capacity
512

Facility Usage
74%

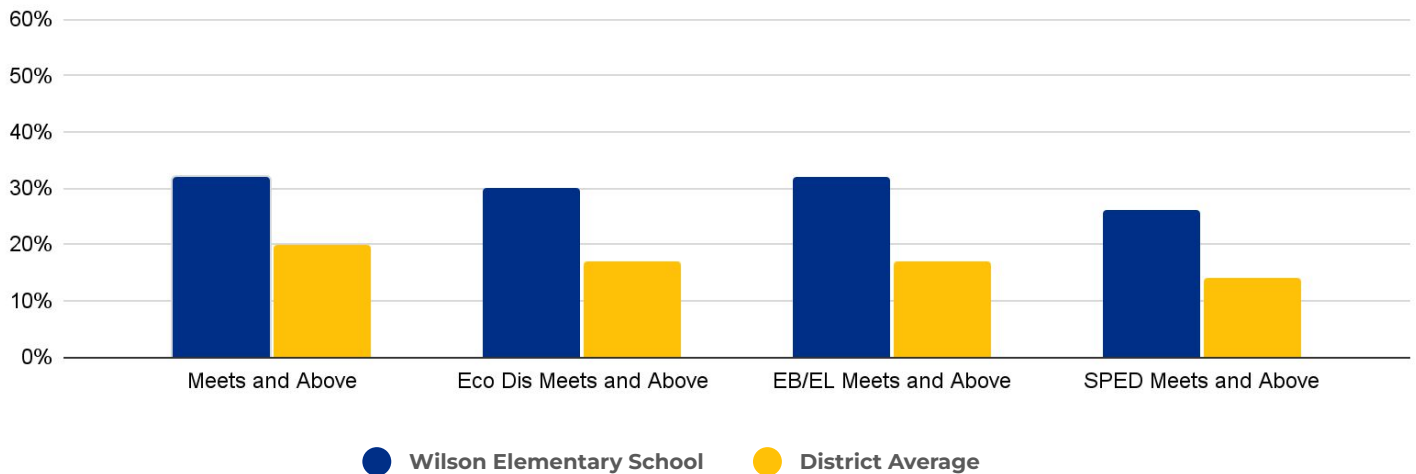


Wilson Elementary School

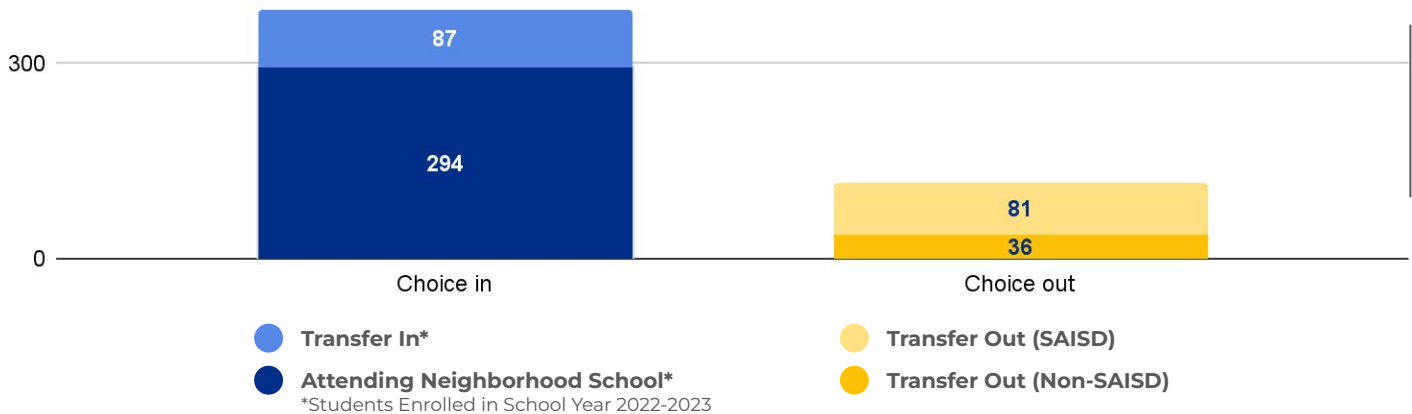
DEMOGRAPHICS



2022 ACADEMIC PERFORMANCE



2022-23 CHOICE IN / CHOICE OUT



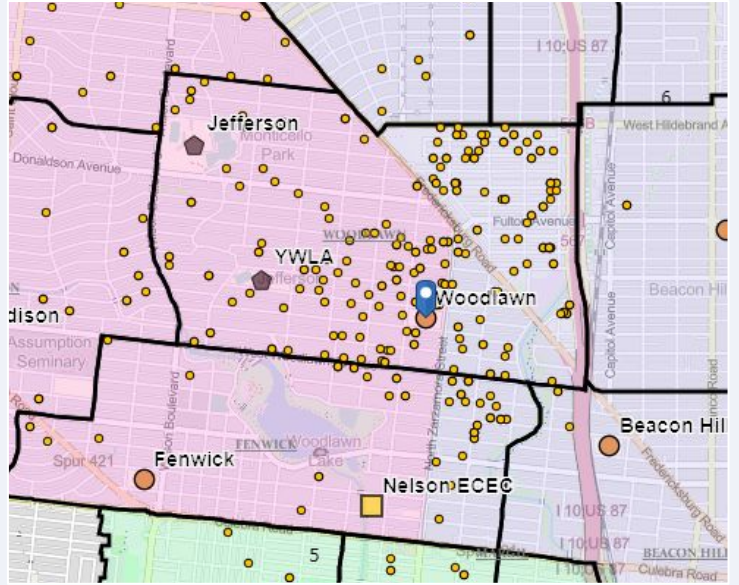
BRIEF CRITERIA ANALYSIS

While Wilson meets some of the primary rightsizing criteria, the facility is only marginally underused. Based on its location, Wilson has no natural partners other than Neal for sending or receiving. Combining Wilson and Neal together would exceed the capacity of either facility.

Woodlawn Academy

SCHOOL OVERVIEW

Location:	1717 W Magnolia Ave San Antonio, TX 78201
Grades:	K-8
Enrollment:	504
Poverty Index:63	25%
Trustee/SMD:	Garza - District 7
HS Feeder Pattern:	Jefferson



Recommendation:

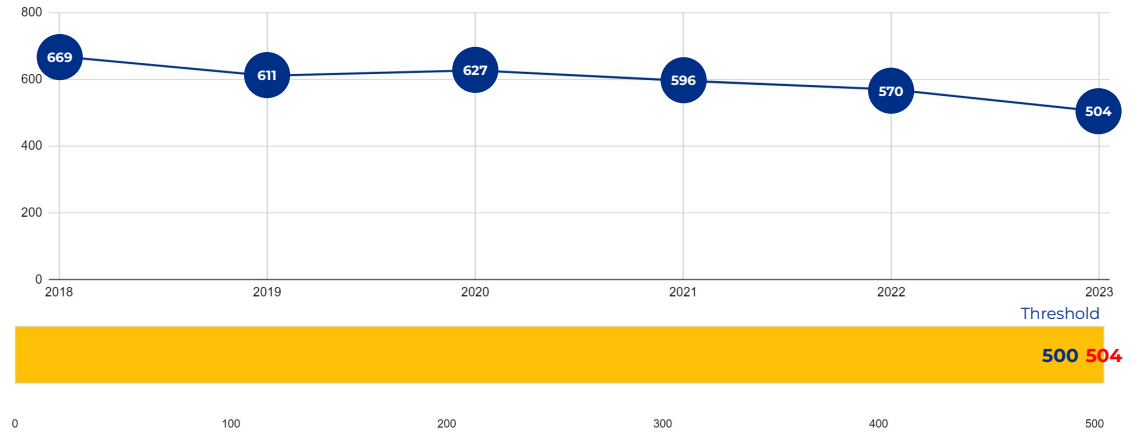
- Receive students from a closing early childhood campus (Nelson) to make fuller use of a neighborhood facility.

PRIMARY CRITERIA #1: 2022-23 ENROLLMENT

2023 Enrollment
504

Campus Type
Academy

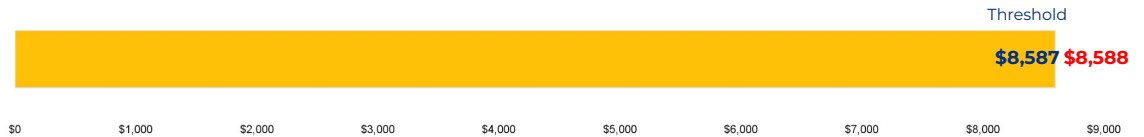
Enrollment Threshold
500



	2018	2019	2020	2021	2022	2023
Total Enrollment:	669	611	627	596	570	504

PRIMARY CRITERIA #2: FACILITY COST PER PUPIL

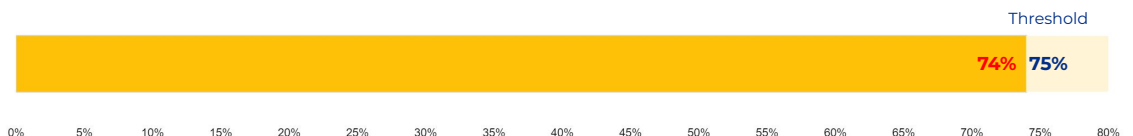
Cost Per Pupil
\$8,588



PRIMARY CRITERIA #3: 2022-23 FACILITY USE

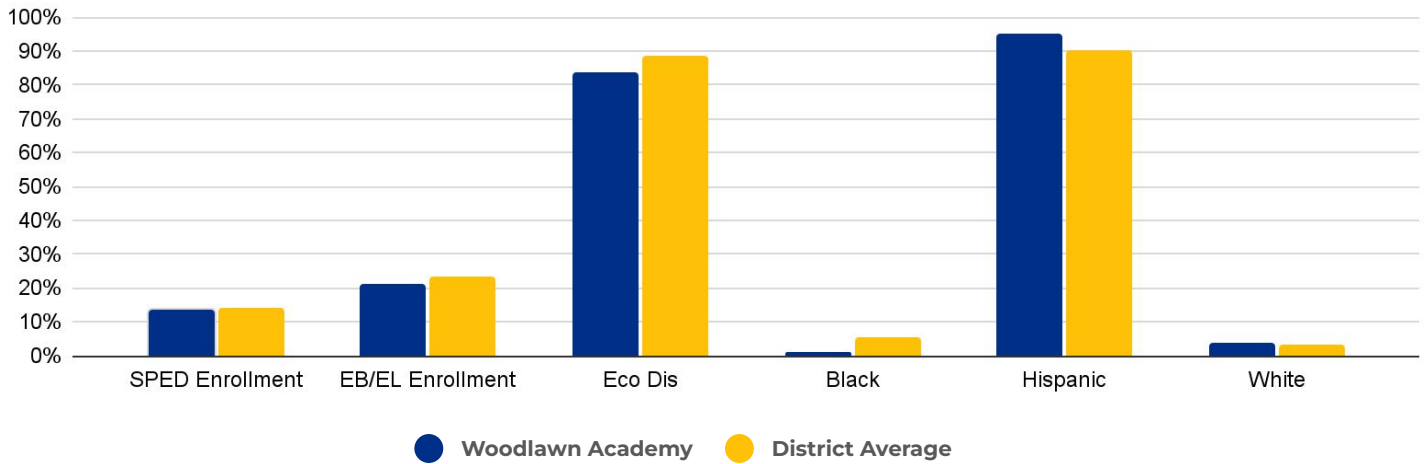
Functional Capacity
684

Facility Usage
74%

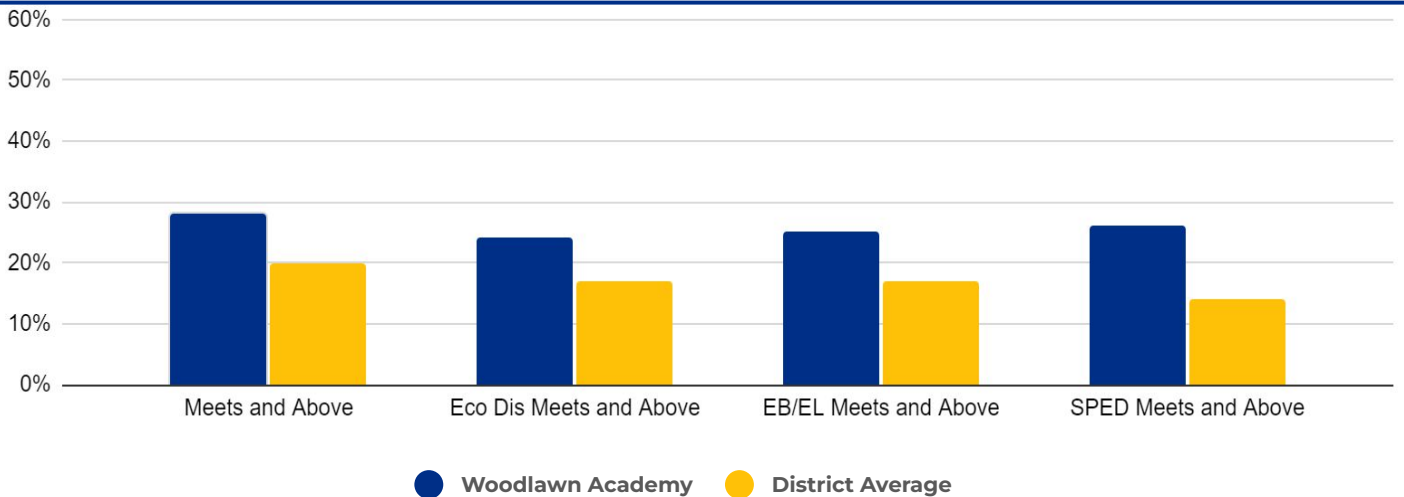


Woodlawn Academy

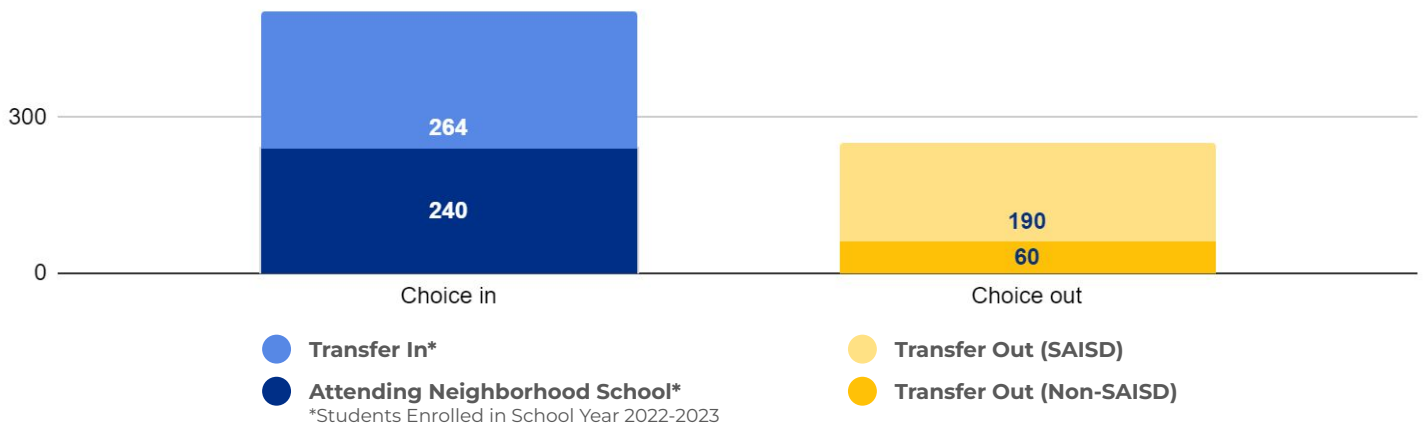
DEMOGRAPHICS



2022 ACADEMIC PERFORMANCE



2022-23 CHOICE IN / CHOICE OUT



BRIEF CRITERIA ANALYSIS

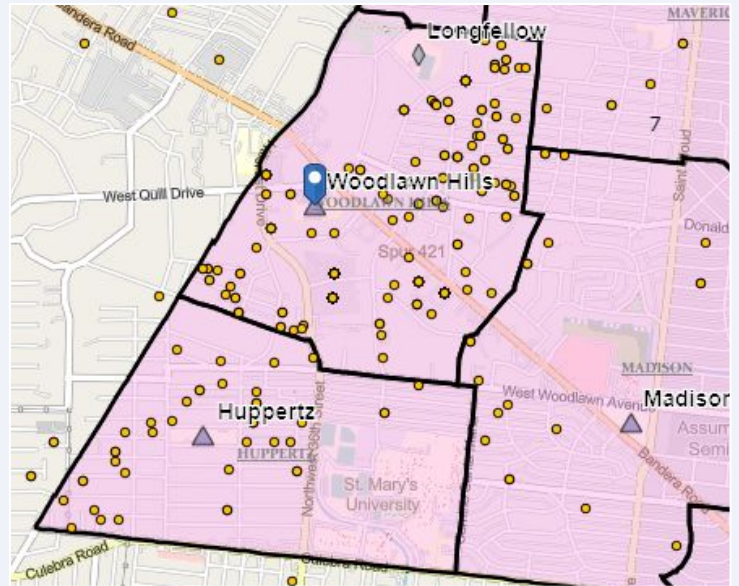
Woodlawn Academy consistently has a high number of families "choicing in" to take advantage of the International Baccalaureate (IB) programming offered. After rightsizing decisions are enacted, Woodlawn will be the only academy in the Jefferson HS neighborhood

Due to the location of families attending Nelson ECC, Woodlawn Academy is expected to receive over 30 students from the closing early childhood center.

Woodlawn Hills Elementary School

SCHOOL OVERVIEW

Location:	110 W Quill Dr San Antonio, TX 78201
Grades:	PK-5
Enrollment:	437
Poverty Index:	49%
Trustee/SMD:	Garza - District 7
HS Feeder Pattern:	Jefferson



Recommendation:

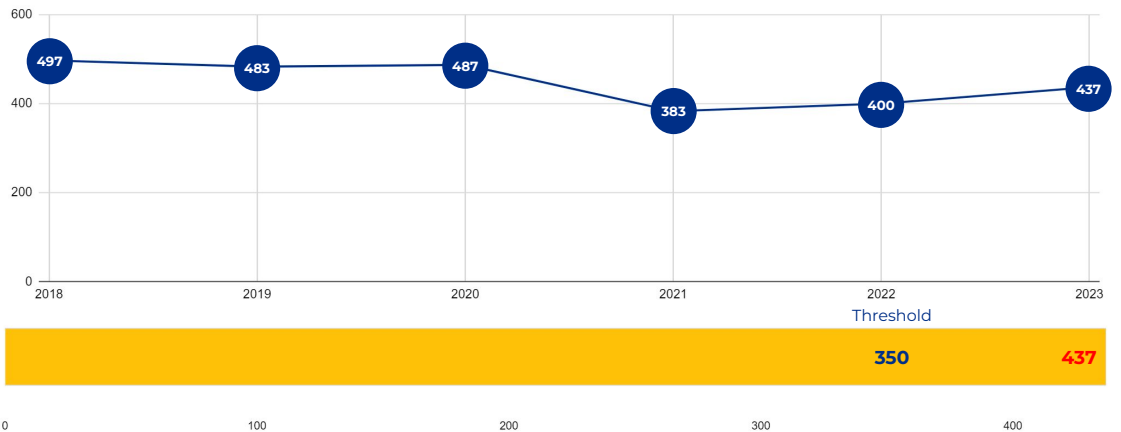
- Receive students from a closing elementary school (Huppertz) to make fuller use of a neighborhood facility.

PRIMARY CRITERIA #1: 2022-23 ENROLLMENT

2023 Enrollment
437

Campus Type
ES

Enrollment Threshold
350



	2018	2019	2020	2021	2022	2023
Total Enrollment:	497	483	487	383	400	437

PRIMARY CRITERIA #2: FACILITY COST PER PUPIL

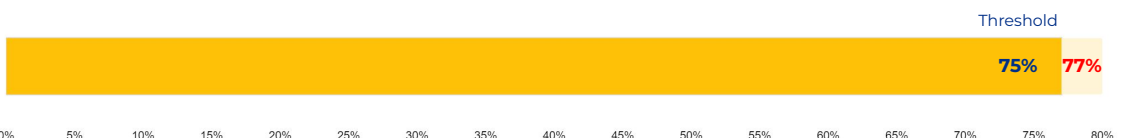
Cost Per Pupil
\$7,291



PRIMARY CRITERIA #3: 2022-23 FACILITY USE

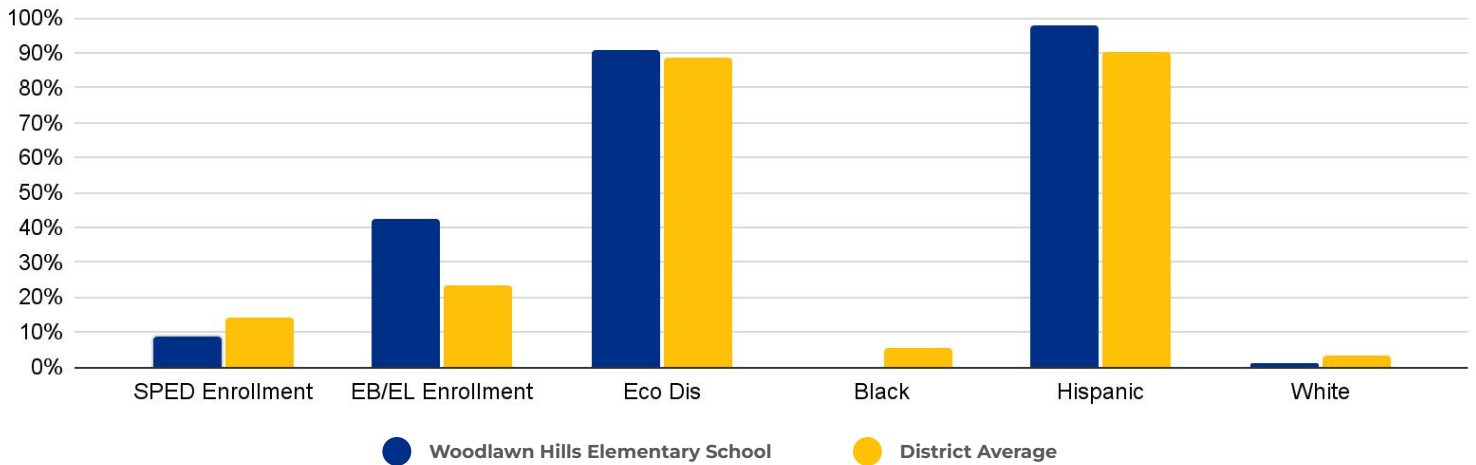
Functional Capacity
568

Facility Usage
77%

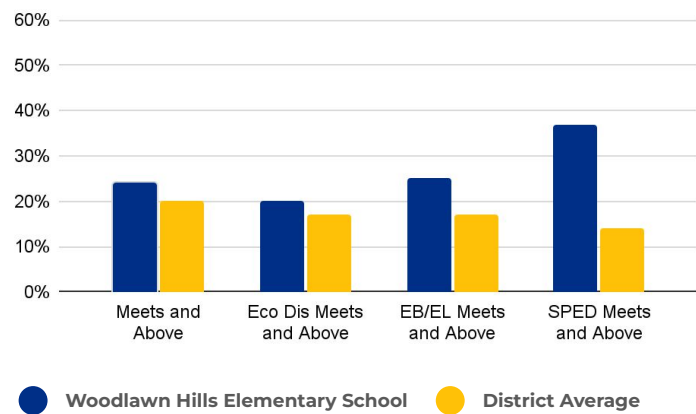


Woodlawn Hills Elementary School

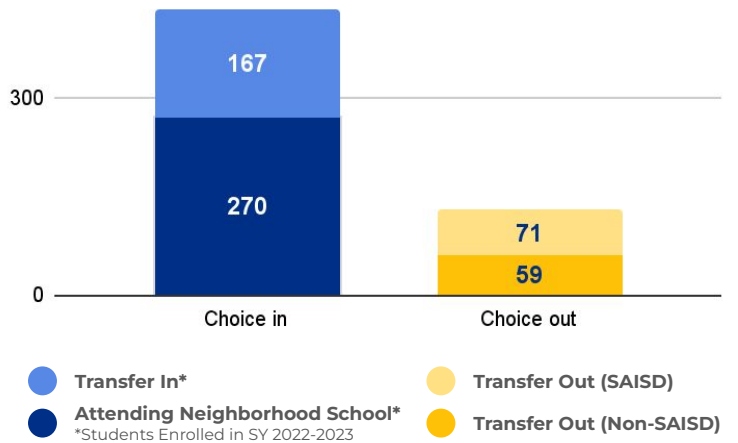
DEMOGRAPHICS



2022 ACADEMIC PERFORMANCE



2022-23 CHOICE IN / CHOICE OUT



BRIEF CRITERIA ANALYSIS

Woodlawn Hills does not meet any of the primary criteria. However, it is one of two SAISD schools within a reasonable distance of Huppertz that also has the enrollment capacity to accept Huppertz students and offers an International Baccalaureate academic program. Woodlawn Hills was completely rebuilt around 2000 and remains in better condition than the Huppertz facility. It is projected that in 2024 there will be 637 students at Woodlawn Hills.

BENEFITS OF RIGHTSIZING

Rightsizing will lead to increased enrollment and additional resources. How those resources are used will be decided by the school's principal, staff and Campus Advisory Council. Rightsizing decisions will lead to early childhood services in every elementary school, fewer split grade levels or teaching assignments, more courses or full-time specialty teachers (art, music, AVID, etc), increased staff collaboration, additional student services (mental health, social work, academic intervention, etc), more robust dual language programs, greater access to extracurriculars, and increases to campus budgets for positions like library services, Family and Community Engagement Specialists, and instructional coaches.

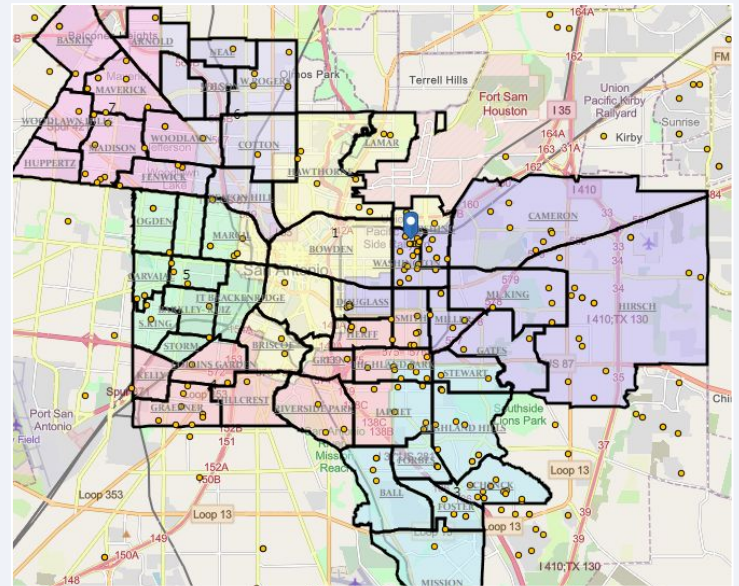
With Woodlawn Hills receiving students from Huppertz, more students and families will gain access to:

- On-campus ESCE self-contained instruction; and
- Full time art and music teachers.

Young Men's Leadership Academy

SCHOOL OVERVIEW

Location:	415 Gabriel San Antonio, TX 78202
Grades:	4-12
Enrollment:	333
Poverty Index:	41%
Trustee/SMD:	Sebastian - District 2
HS Feeder Pattern:	Sam Houston
Recommendation:	<ul style="list-style-type: none"> No rightsizing-related actions make a significant impact on this school.

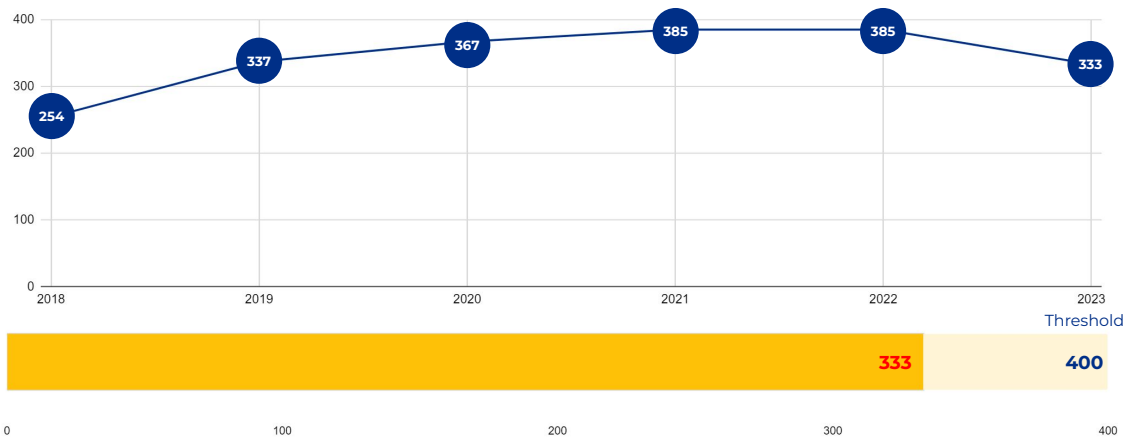


PRIMARY CRITERIA #1: 2022-23 ENROLLMENT

2023 Enrollment
333

Campus Type
Specialty HS

Enrollment Threshold
400



	2018	2019	2020	2021	2022	2023
Total Enrollment:	254	337	367	385	385	333

PRIMARY CRITERIA #2: FACILITY COST PER PUPIL

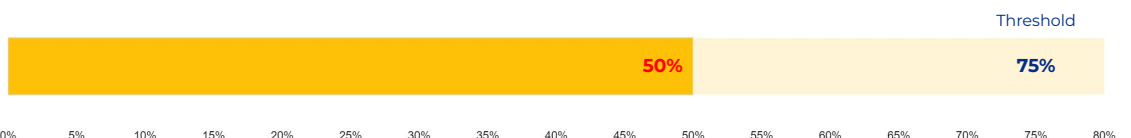
Cost Per Pupil
\$11,243



PRIMARY CRITERIA #3: 2022-23 FACILITY USE

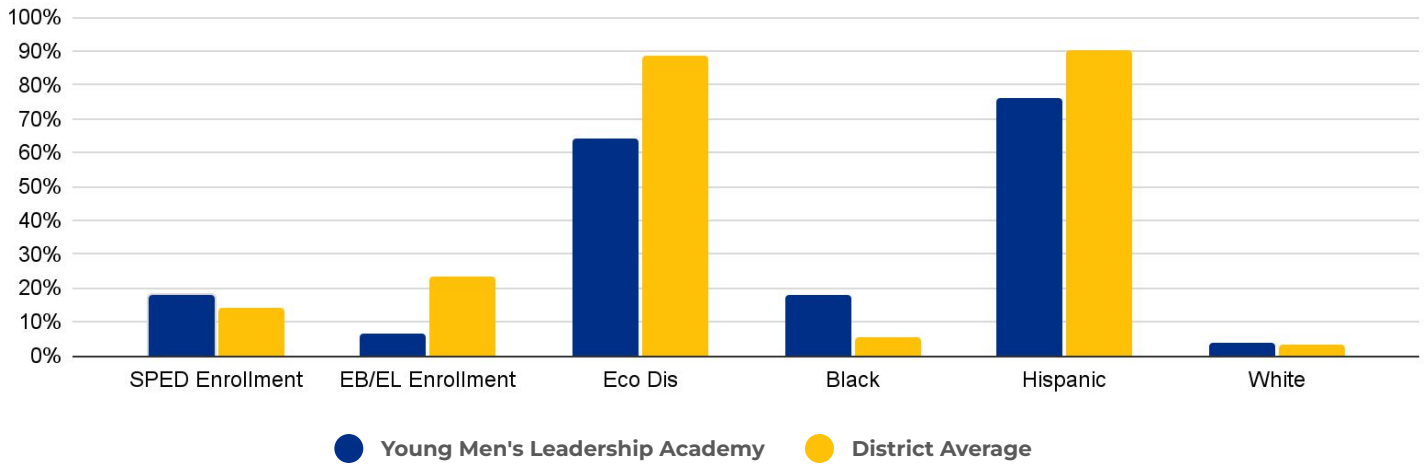
Functional Capacity
662

Facility Usage
50%

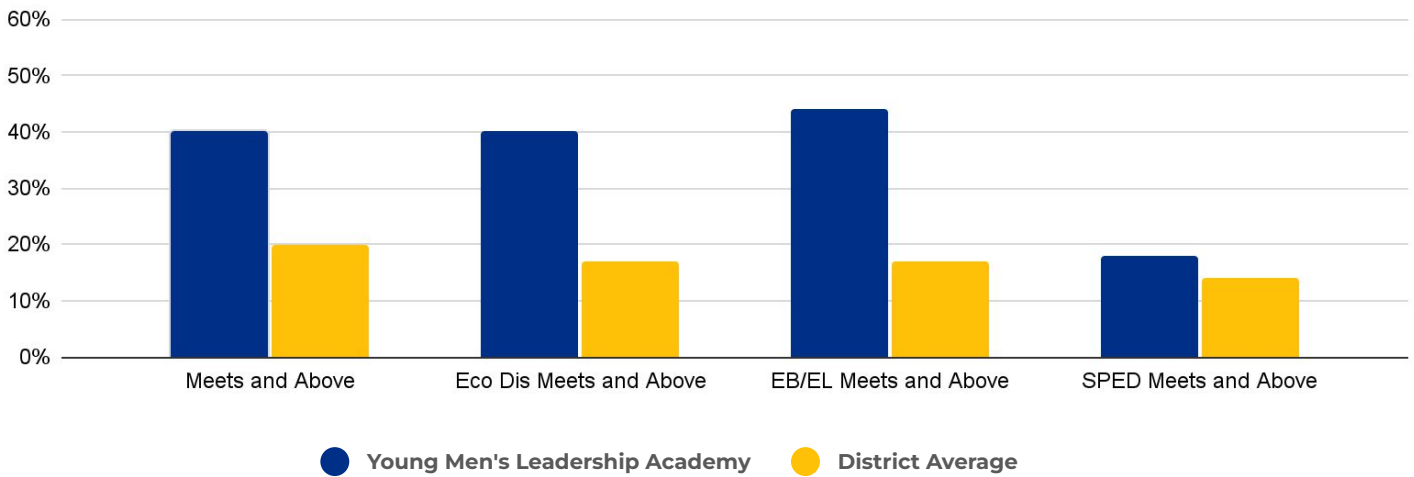


Young Men's Leadership Academy

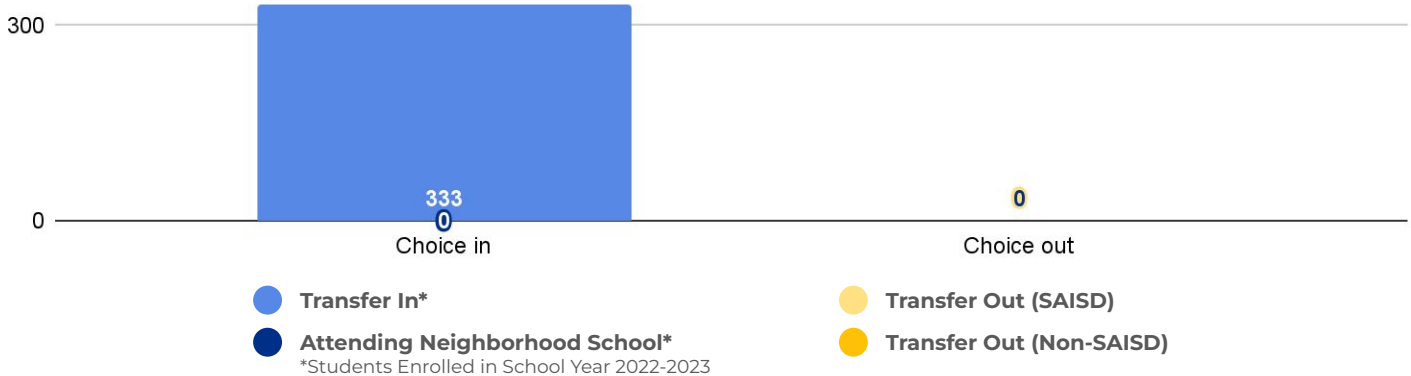
DEMOGRAPHICS



2022 ACADEMIC PERFORMANCE



2022-23 CHOICE IN / CHOICE OUT



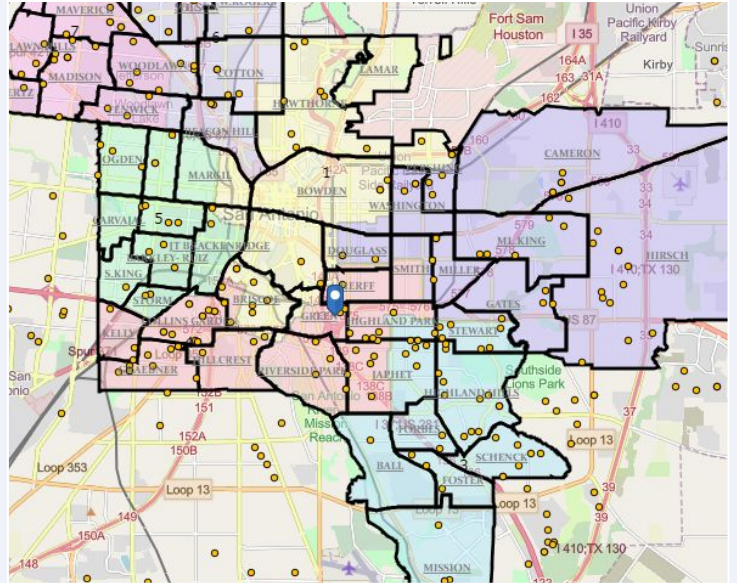
BRIEF CRITERIA ANALYSIS

YMLA is a single-gender school, and thus has no suitable sending or receiving school.

Young Women's Leadership Academy @ Page Primary

SCHOOL OVERVIEW

Location:	401 Berkshire San Antonio, TX 78210
Grades:	K-4
Enrollment:	443
Poverty Index:	28%
Trustee/SMD:	Valdez - District 4
HS Feeder Pattern:	Brackenridge
Recommendation:	<ul style="list-style-type: none"> No rightsizing-related actions make a significant impact on this school.



PRIMARY CRITERIA #1: 2022-23 ENROLLMENT

2023 Enrollment

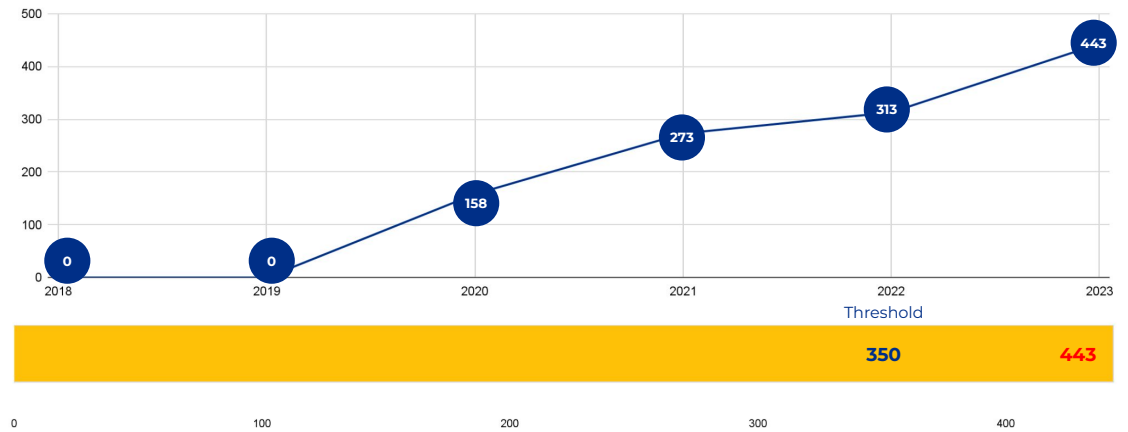
443

Campus Type

ES

Enrollment Threshold

350



	2018	2019	2020	2021	2022	2023
Total Enrollment:	0	0	158	273	313	443


PRIMARY CRITERIA #2: FACILITY COST PER PUPIL

Cost Per Pupil

\$7,446

Threshold

\$8,464



PRIMARY CRITERIA #3: 2022-23 FACILITY USE

Functional Capacity

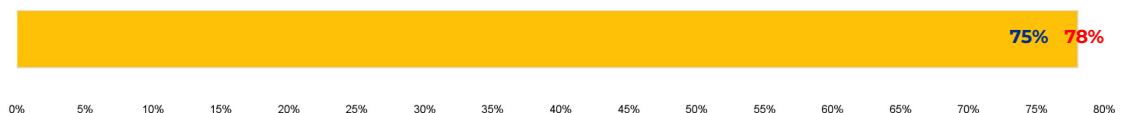
568

Threshold

75% 78%

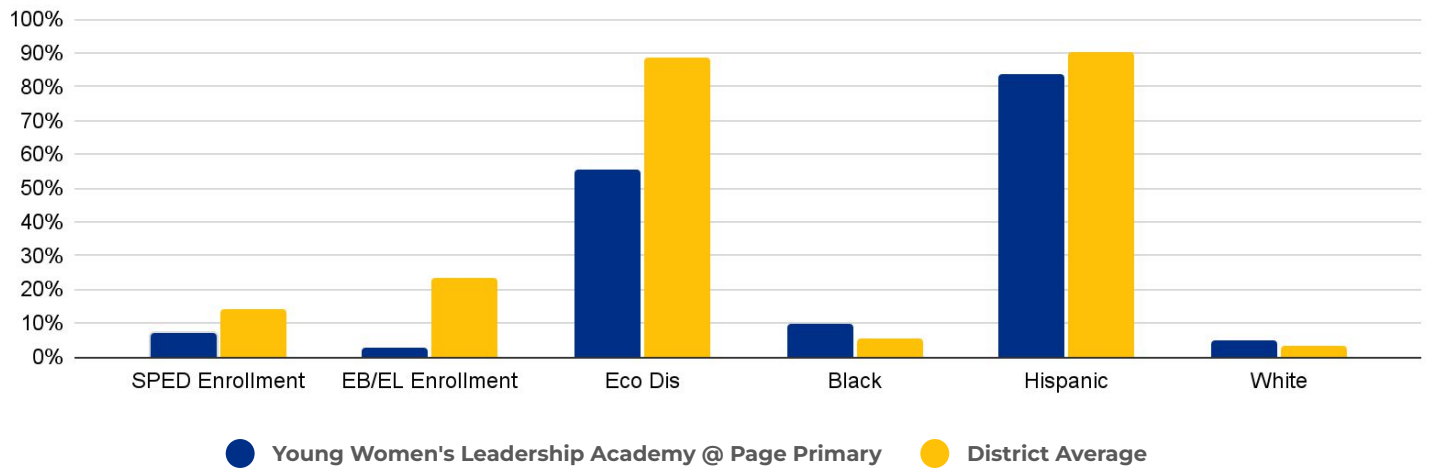
Facility Usage

78%

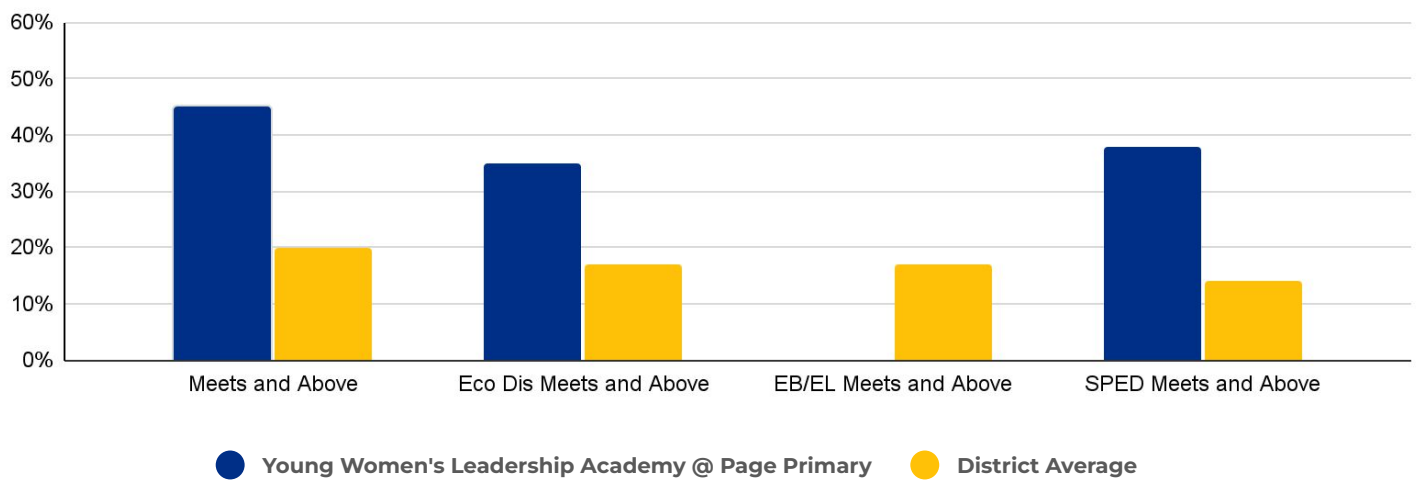


Young Women's Leadership Academy @ Page Primary

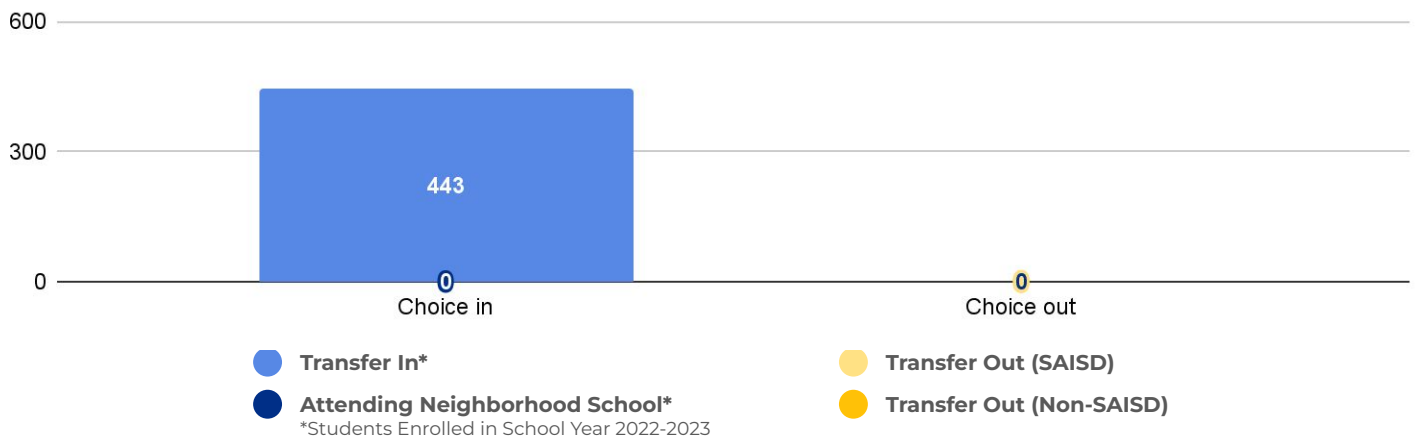
DEMOGRAPHICS



2022 ACADEMIC PERFORMANCE



2022-23 CHOICE IN / CHOICE OUT



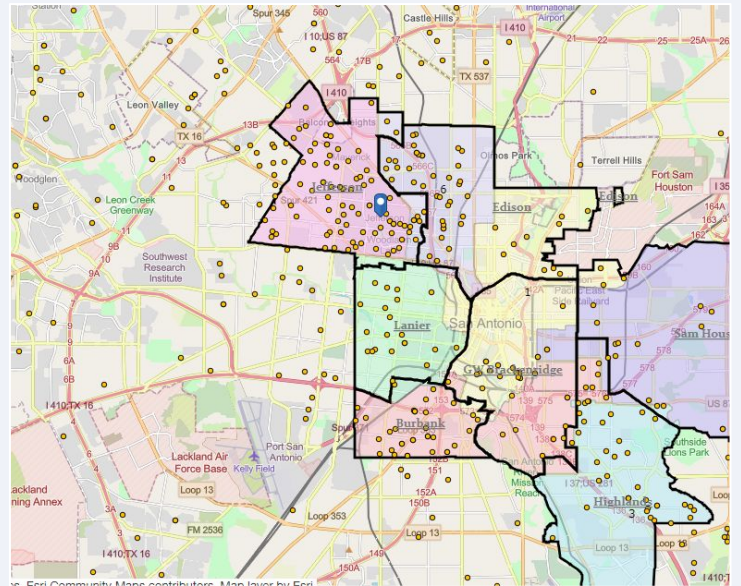
BRIEF CRITERIA ANALYSIS

No options exist for consolidation with YWLA due to the unique single-sex nature of the school.

Young Women's Leadership Academy

SCHOOL OVERVIEW

Location:	2123 W Huisache Ave San Antonio, TX 78201
Grades:	6-12
Enrollment:	528
Poverty Index:	27%
Trustee/SMD:	Garza - District 7
HS Feeder Pattern:	Jefferson
Recommendation:	<ul style="list-style-type: none"> No rightsizing-related actions make a significant impact on this school.



PRIMARY CRITERIA #1: 2022-23 ENROLLMENT

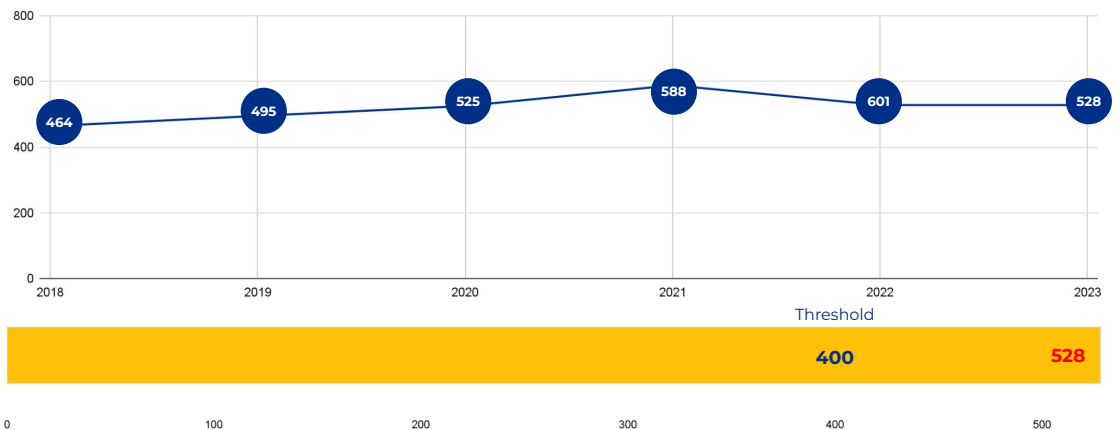
2023 Enrollment

528

Campus Type
Specialty HS

Enrollment Threshold

400



	2018	2019	2020	2021	2022	2023
Total Enrollment:	464	495	525	588	601	528

PRIMARY CRITERIA #2: FACILITY COST PER PUPIL

Cost Per Pupil

\$9,474



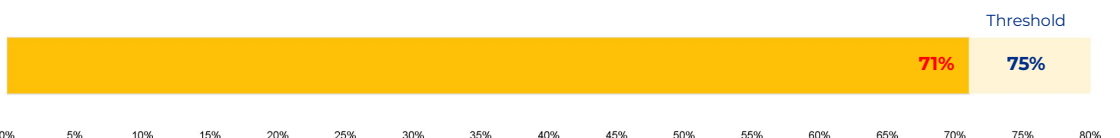
PRIMARY CRITERIA #3: 2022-23 FACILITY USE

Functional Capacity

739

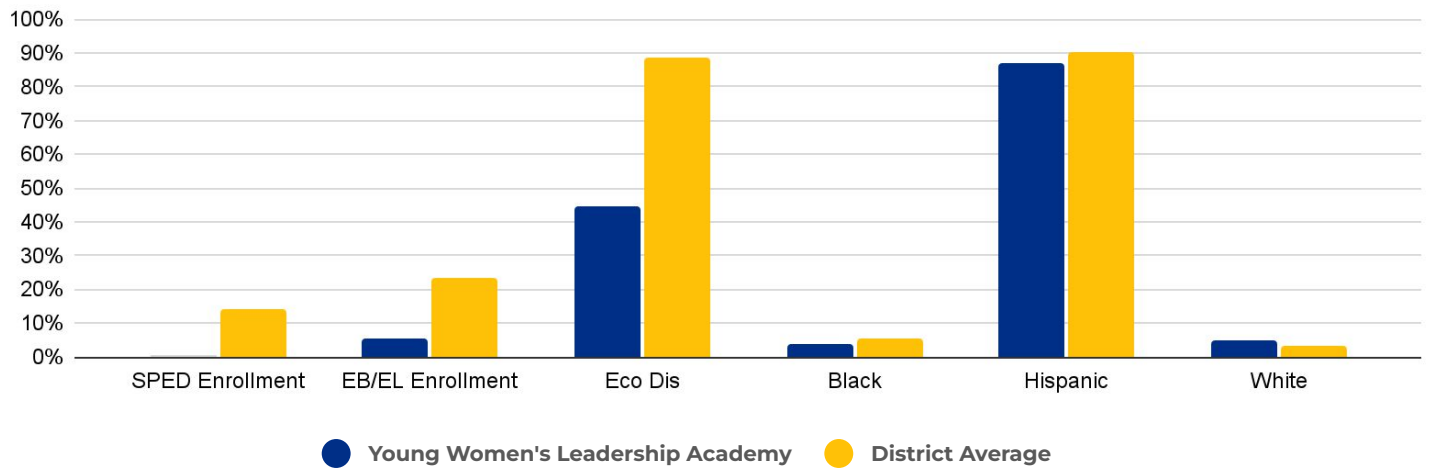
Facility Usage

71%

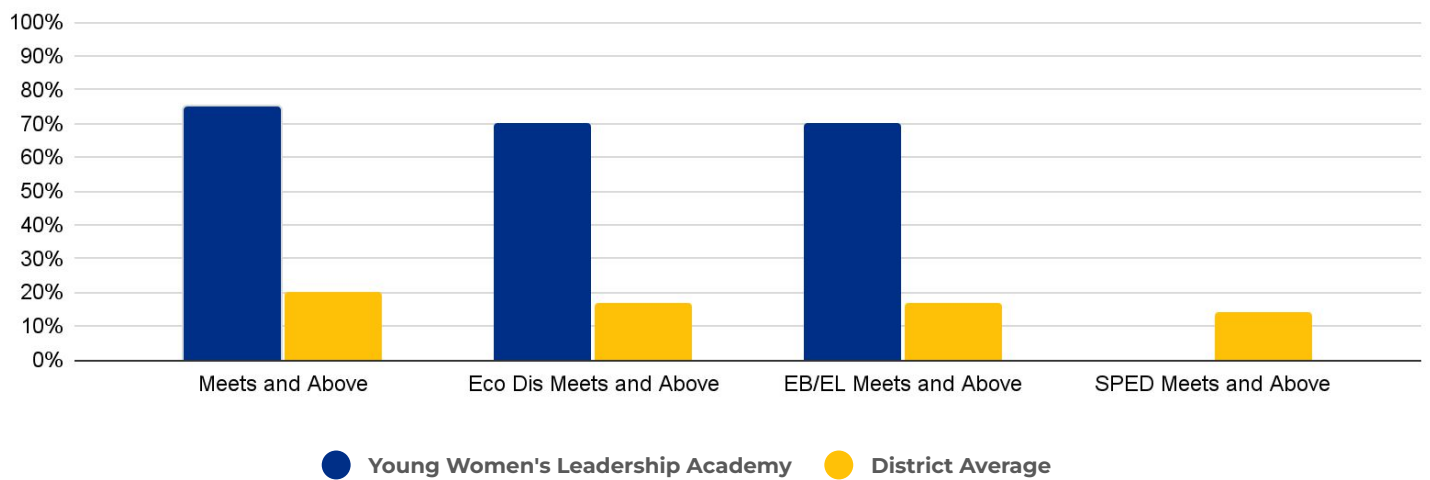


Young Women's Leadership Academy

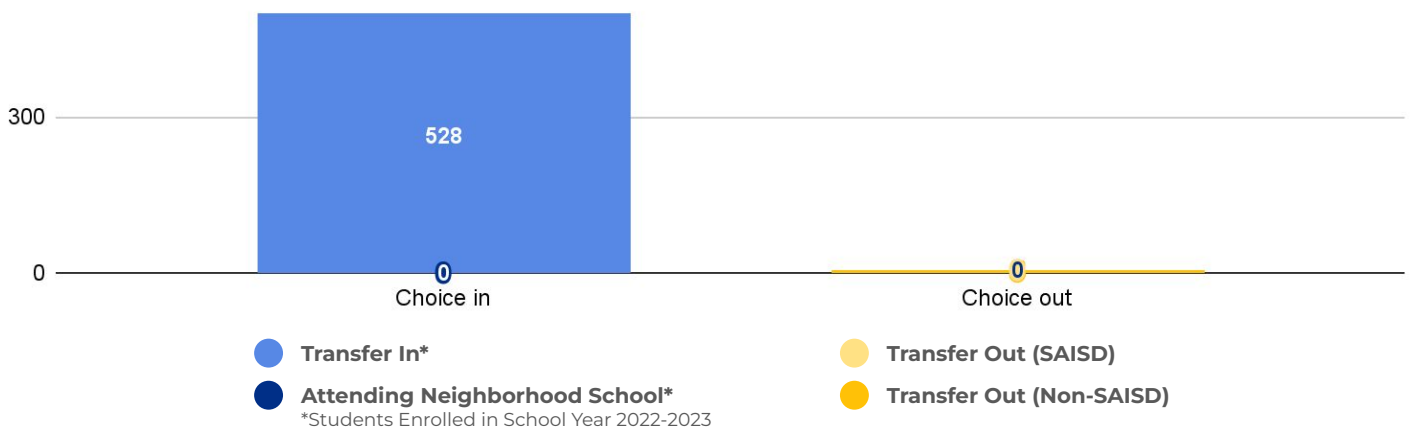
DEMOGRAPHICS



2022 ACADEMIC PERFORMANCE



2022-23 CHOICE IN / CHOICE OUT



BRIEF CRITERIA ANALYSIS

No options exist for consolidation with YWLA due to the unique single-sex nature of the school.